



US00D387681S

United States Patent [19] Finkay

[11] Patent Number: **Des. 387,681**

[45] Date of Patent: ****Dec. 16, 1997**

[54] **WATCH AND GOLF GREENS REPAIR TOOL**

[76] Inventor: **John B. Finkay**, 442 Wekiva Cove Rd.,
Longwood, Fla. 32779

[**] Term: **14 Years**

[21] Appl. No.: **66,396**

[22] Filed: **Feb. 12, 1997**

[51] LOC (6) Cl. **10-02**

[52] U.S. Cl. **D10/31; D10/2**

[58] Field of Search **D10/2, 31; D21/234;
273/32 B, 32 A; 368/10, 276-277, 281-282,
285**

[56] **References Cited**

U.S. PATENT DOCUMENTS

- D. 318,625 7/1991 Stowell D10/31
- D. 340,755 10/1993 Shearer D21/234
- D. 344,460 2/1994 Hiles D10/31 X
- D. 348,402 7/1994 McDonald D10/31

- D. 354,688 1/1995 Barrett D10/31
- D. 356,358 3/1995 Woodruff D21/234
- D. 361,815 8/1995 Fazekas D21/234
- 5,224,700 7/1993 Rosen 273/32 B

Primary Examiner—Nelson C. Holtje
Attorney, Agent, or Firm—Julian C. Renfro, Esq.

[57] **CLAIM**

The ornamental design for the watch and golf greens repair tool, as shown and described.

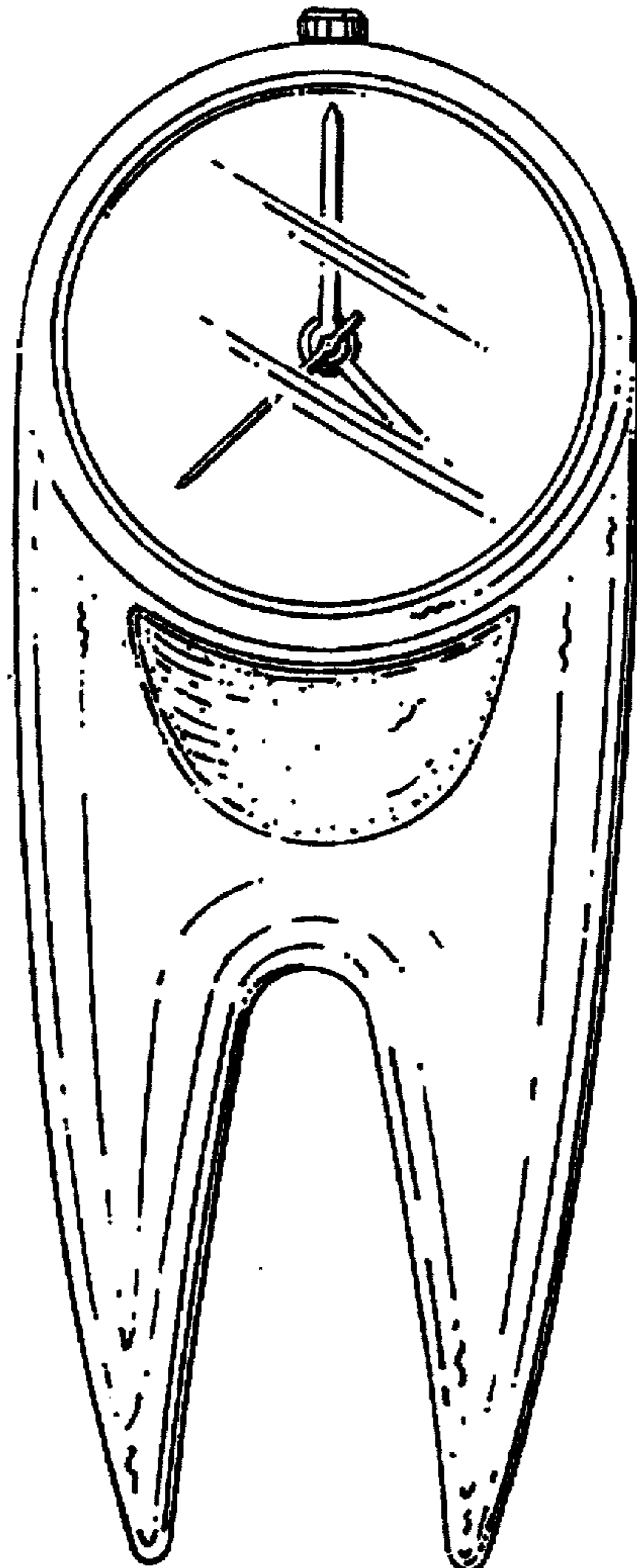
DESCRIPTION

FIG. 1 is a frontal view of my watch and golf greens repair tool, illustrating the watch face as well as the pair of downwardly extending prongs designed to engage the turf of a golf green;

FIG. 2 is a side elevational view of the device depicted in FIG. 1; and,

FIG. 3 is a rear view of the watch and golf greens repair tool, depicting the back surface of this device.

1 Claim, 1 Drawing Sheet



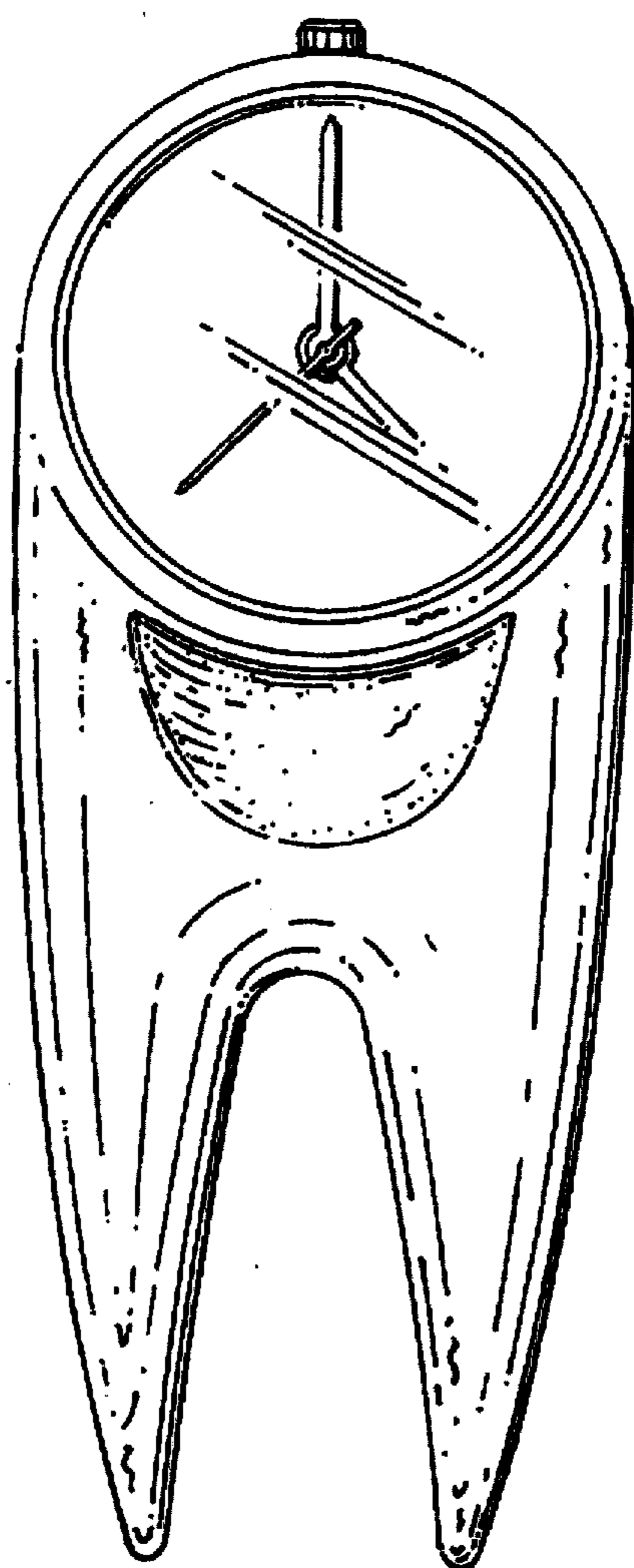


FIG 1



FIG 2

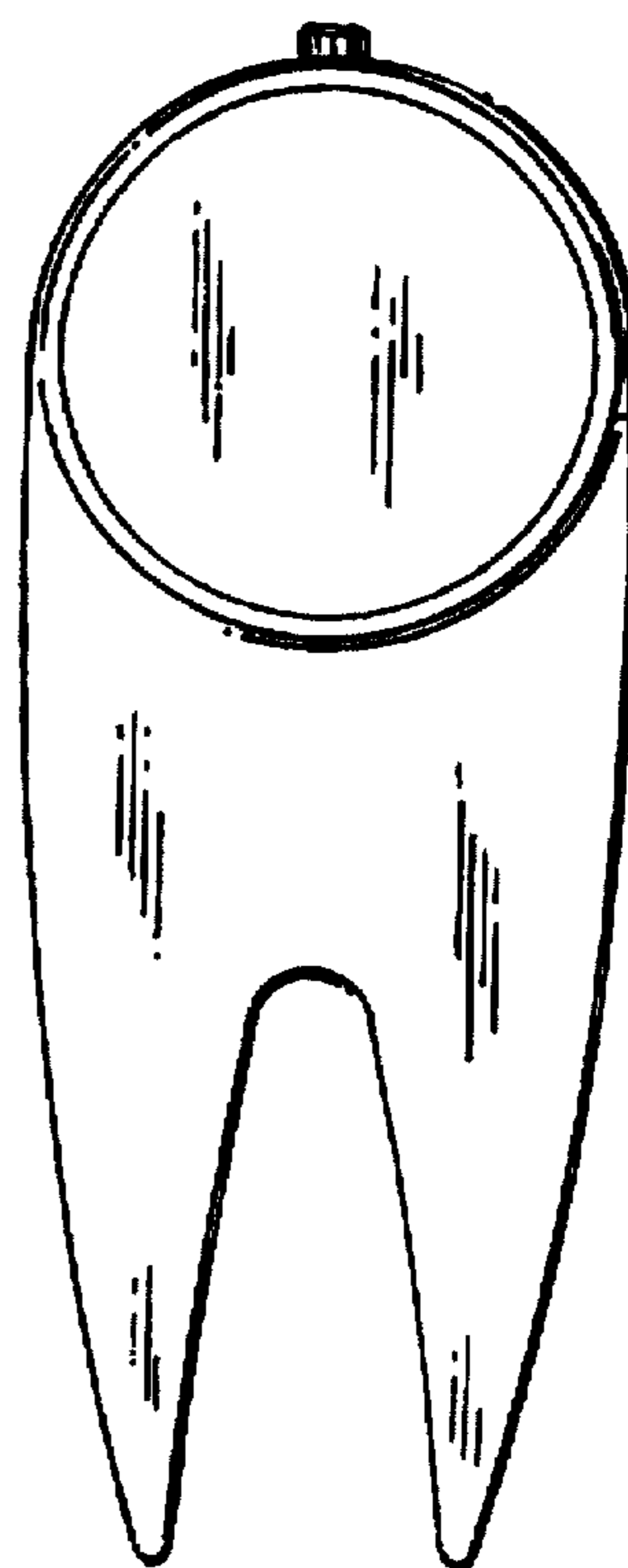


FIG 3