



US00D387677S

United States Patent [19] Hanagata

[11] Patent Number: **Des. 387,677**
[45] Date of Patent: ****Dec. 16, 1997**

[54] WATCH CASE
[75] Inventor: **Shigeru Hanagata**, Kodaira, Japan
[73] Assignee: **Casio Computer Co., Ltd.**, Tokyo, Japan
[**] Term: **14 Years**
[21] Appl. No.: **62,329**
[22] Filed: **Nov. 13, 1996**
[51] LOC (6) Cl. **10-02**
[52] U.S. Cl. **D10/30; D10/38**
[58] Field of Search **D10/1-40, 122-132; 368/280-282, 276-277, 28-30, 285, 239-242, 82-84, 41-44**

D. 349,247 8/1994 Sugita D10/38
D. 349,248 8/1994 Yamamoto D10/38
D. 349,249 8/1994 Nakai D10/38
D. 361,284 8/1995 Nakai D10/38
D. 371,307 7/1996 Tomita D10/38
D. 377,314 1/1997 Moriai D10/38

Primary Examiner—Nelson C. Holtje
Attorney, Agent, or Firm—Frishauf, Holtz, Goodman, Langer & Chick

[57] CLAIM


The ornamental design for a watch case, as shown.

DESCRIPTION

FIG. 1 is a front elevational view of a watch case showing my new design;
FIG. 2 is a right side elevational view thereof;
FIG. 3 is a left side elevational view thereof;
FIG. 4 is a top plan view thereof;
FIG. 5 is a bottom plan view thereof;
FIG. 6 is a rear elevational view thereof; and,
FIG. 7 is a perspective view thereof.

[56] **References Cited**
U.S. PATENT DOCUMENTS
D. 327,442 6/1992 Yamamoto D10/38
D. 333,987 3/1993 Sugibayashi D10/38 X
D. 339,749 9/1993 Ishizaka D10/38
D. 349,246 8/1994 Nakai D10/38

1 Claim, 2 Drawing Sheets



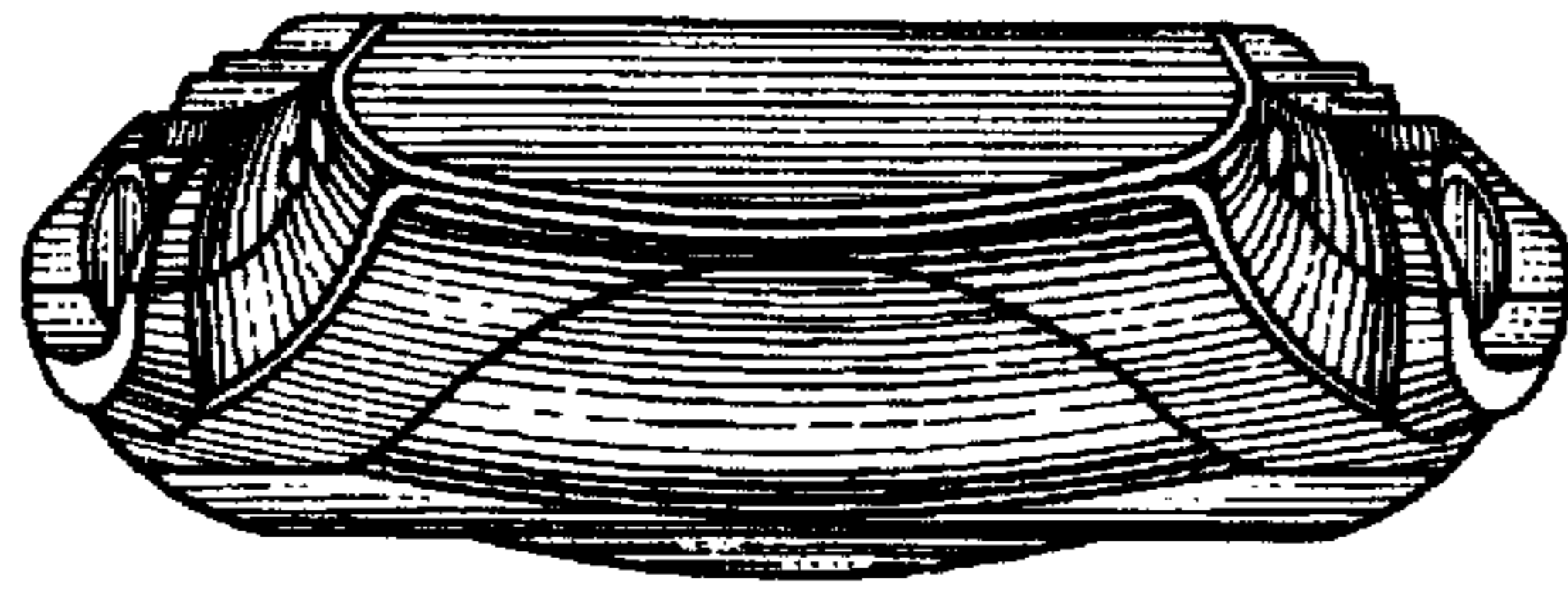


FIG. 4

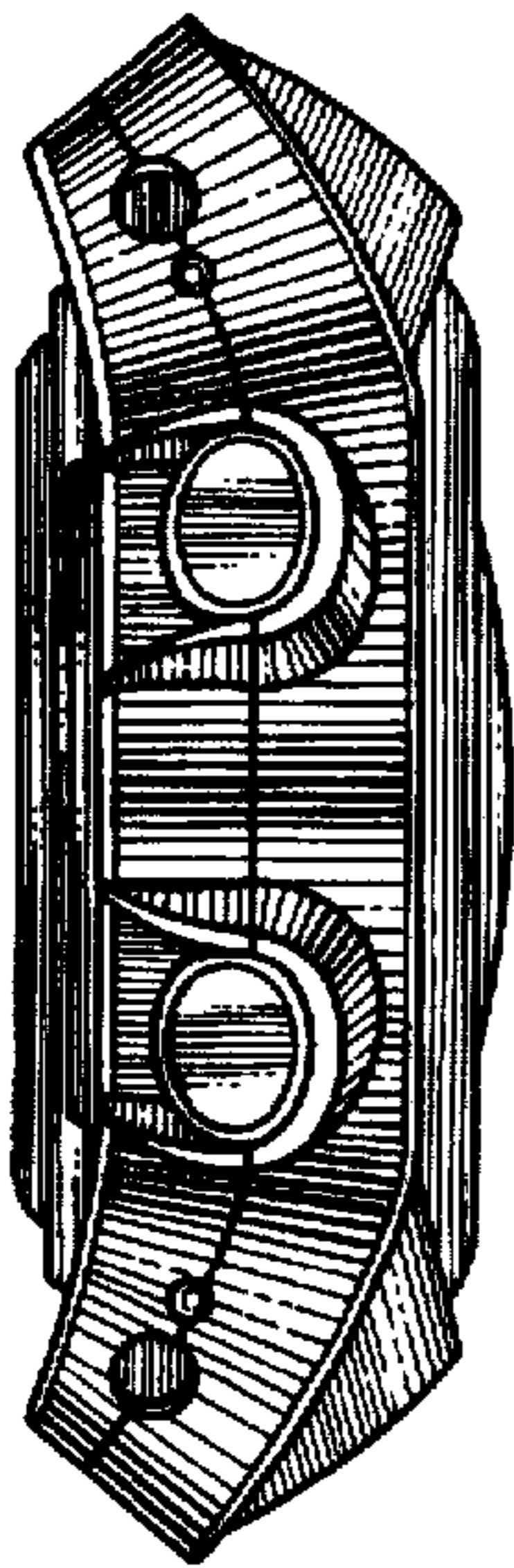


FIG. 3




FIG. 1




FIG. 2

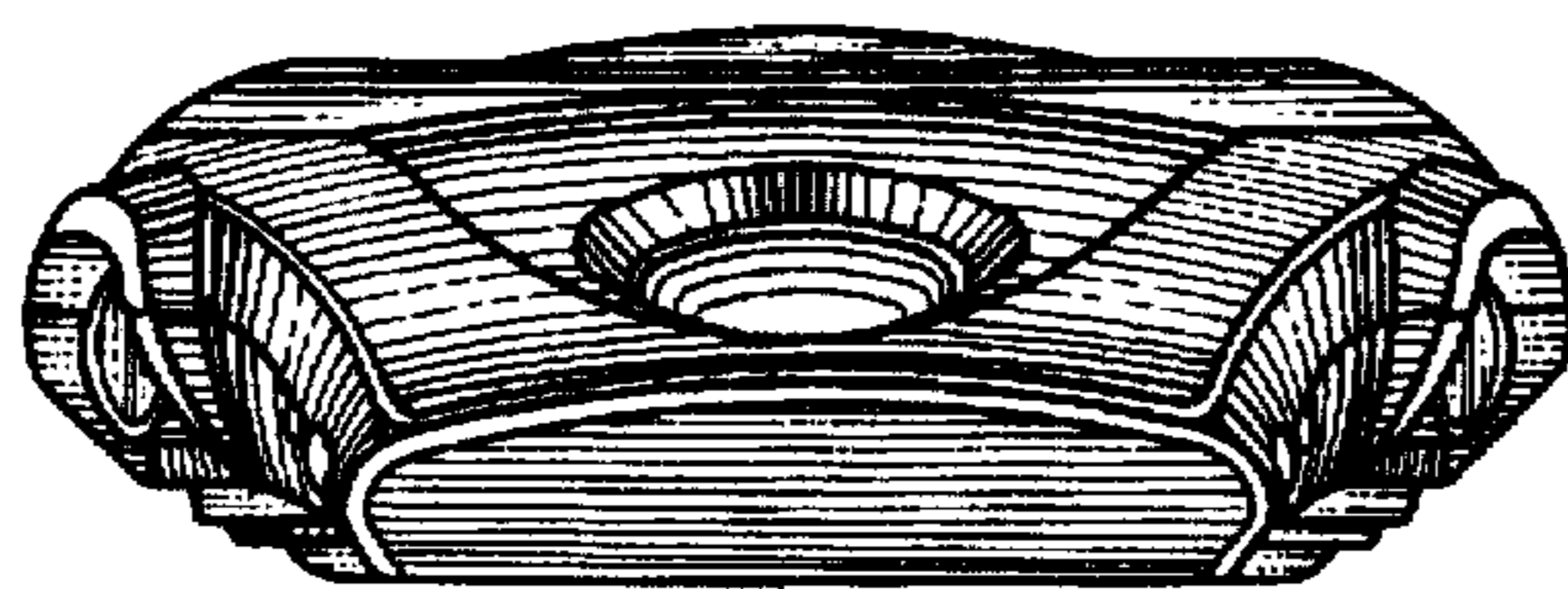


FIG. 5

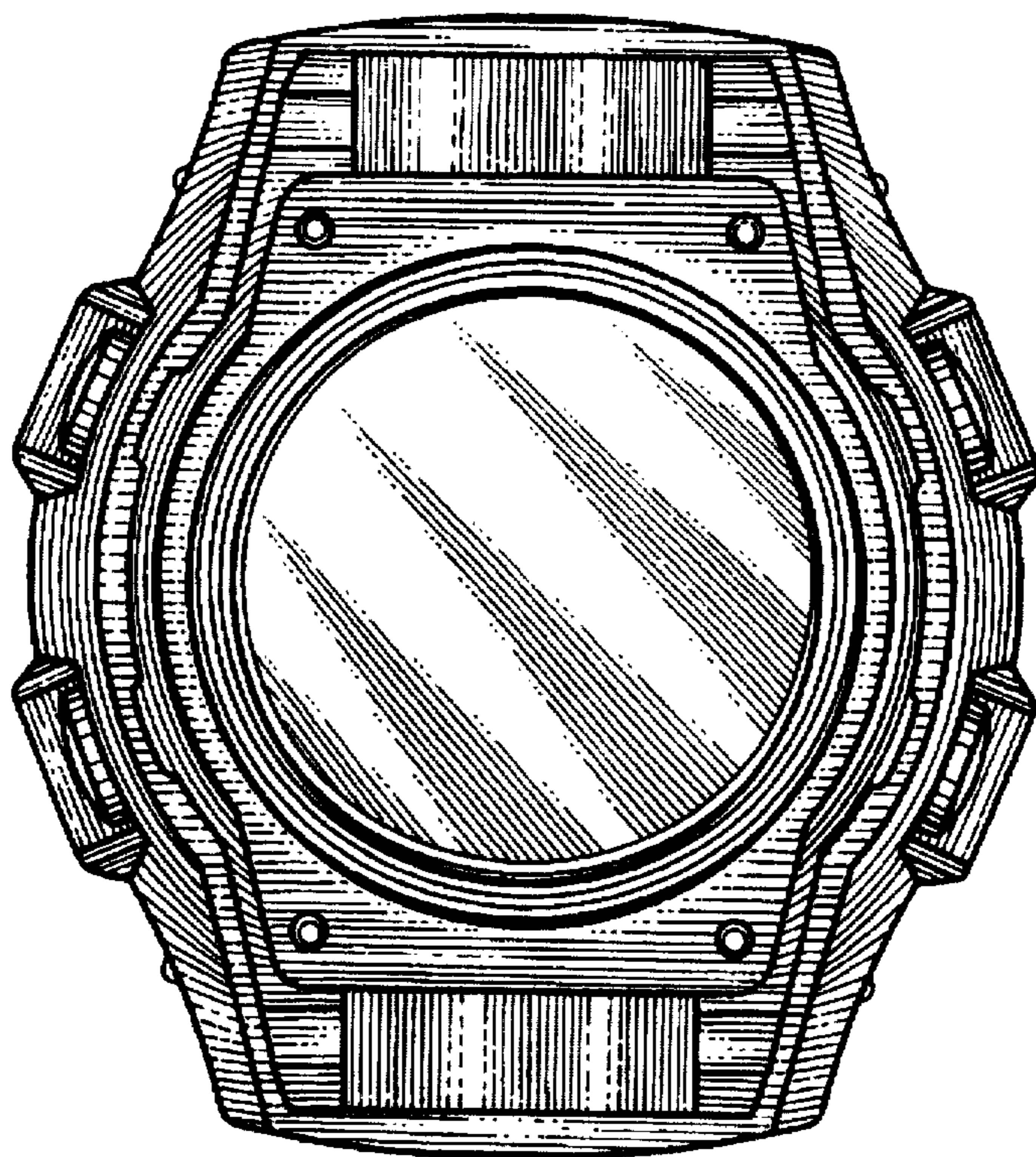


FIG. 6

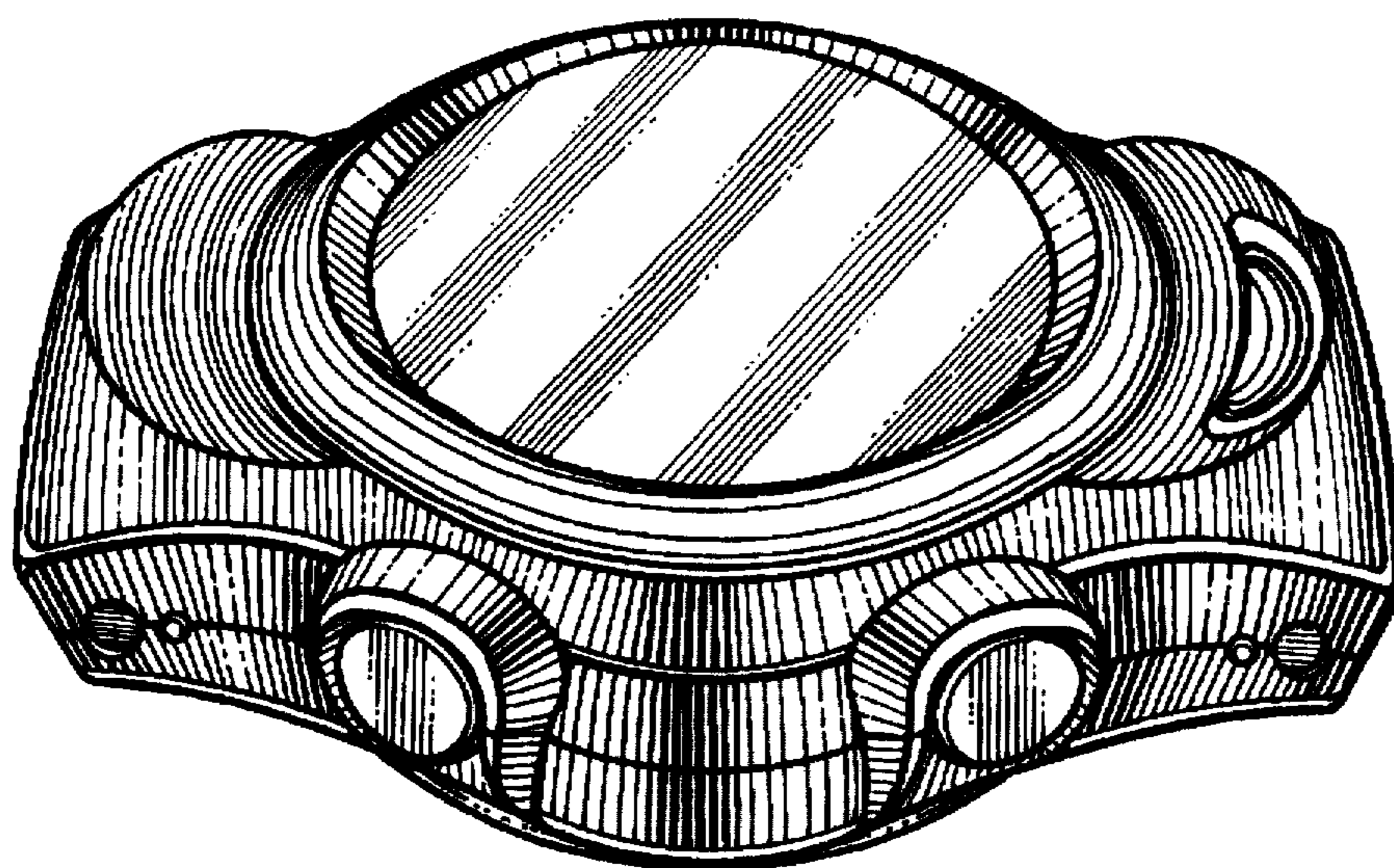


FIG. 7