



US00D387673S

**United States Patent** [19]  
**Crawford**

[11] **Patent Number: Des. 387,673**  
[45] **Date of Patent: \*\*Dec. 16, 1997**

[54] **CONTAINER**

[75] **Inventor: John C. Crawford, Mahopac, N.Y.**

[73] **Assignee: Colgate-Palmolive Company, New York, N.Y.**

[\*\*] **Term: 14 Years**

[21] **Appl. No.: 66,059**

[22] **Filed: Feb. 4, 1997**

[51] **LOC (6) Cl. .... 09-01**

[52] **U.S. Cl. .... D9/575; D9/523**

[58] **Field of Search .... D9/543, 300, 523, D9/572, 571, 575; 215/382, 383, 384; 222/206, 215, 212, 321.1**

[56] **References Cited**

**U.S. PATENT DOCUMENTS**

- D. 265,887 8/1982 Weckman ..... D9/523
- D. 310,957 10/1990 Halm et al. .... D9/300
- D. 314,509 2/1991 Frazer ..... D9/575
- D. 338,406 8/1993 Bennebroek ..... D9/523

- D. 347,579 6/1994 Hann, II et al. .... D9/575 X
- D. 354,684 1/1995 Lathrop et al. .... D9/543 X

*Primary Examiner*—Lucy Lieberman  
*Attorney, Agent, or Firm*—Michael J. McGreal


[57] **CLAIM**

The ornamental design for a container, as shown and described.

**DESCRIPTION**

FIG. 1 is a perspective view of a container of my design with a pump device shown in phantom;  
 FIG. 2 is a front elevational view thereof;  
 FIG. 3 is a rear elevational view thereof;  
 FIG. 4 is a right side elevational view, the left side being a mirror image thereto;  
 FIG. 5 is a top plan view thereof; and,  
 FIG. 6 is a bottom plan view thereof.  
 The broken lines showing a pump dispenser in FIG. 1 are for illustrative purposes only and do not form part of the claimed design.

**1 Claim, 5 Drawing Sheets**



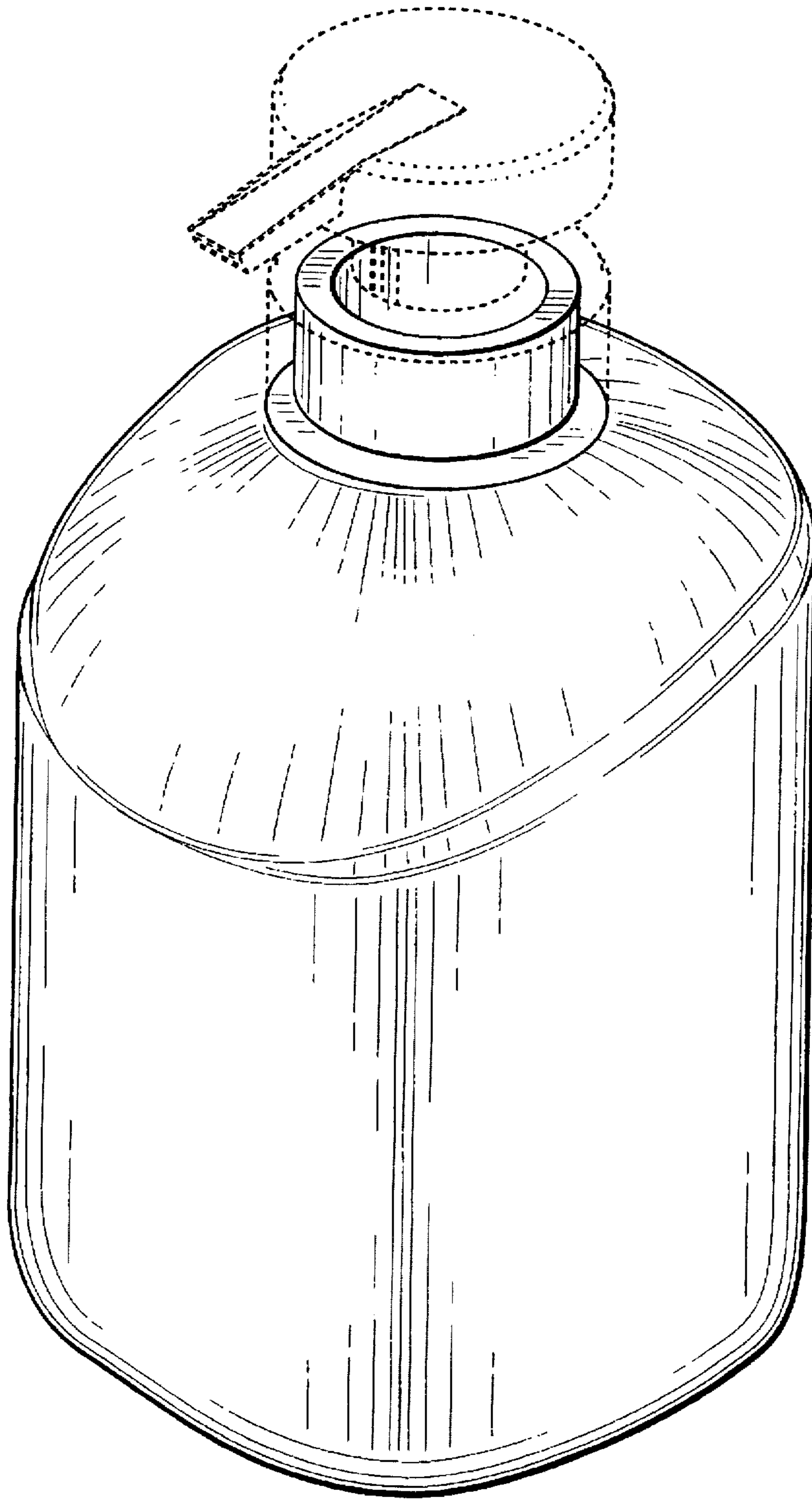


FIG. 1




FIG. 2




FIG. 3

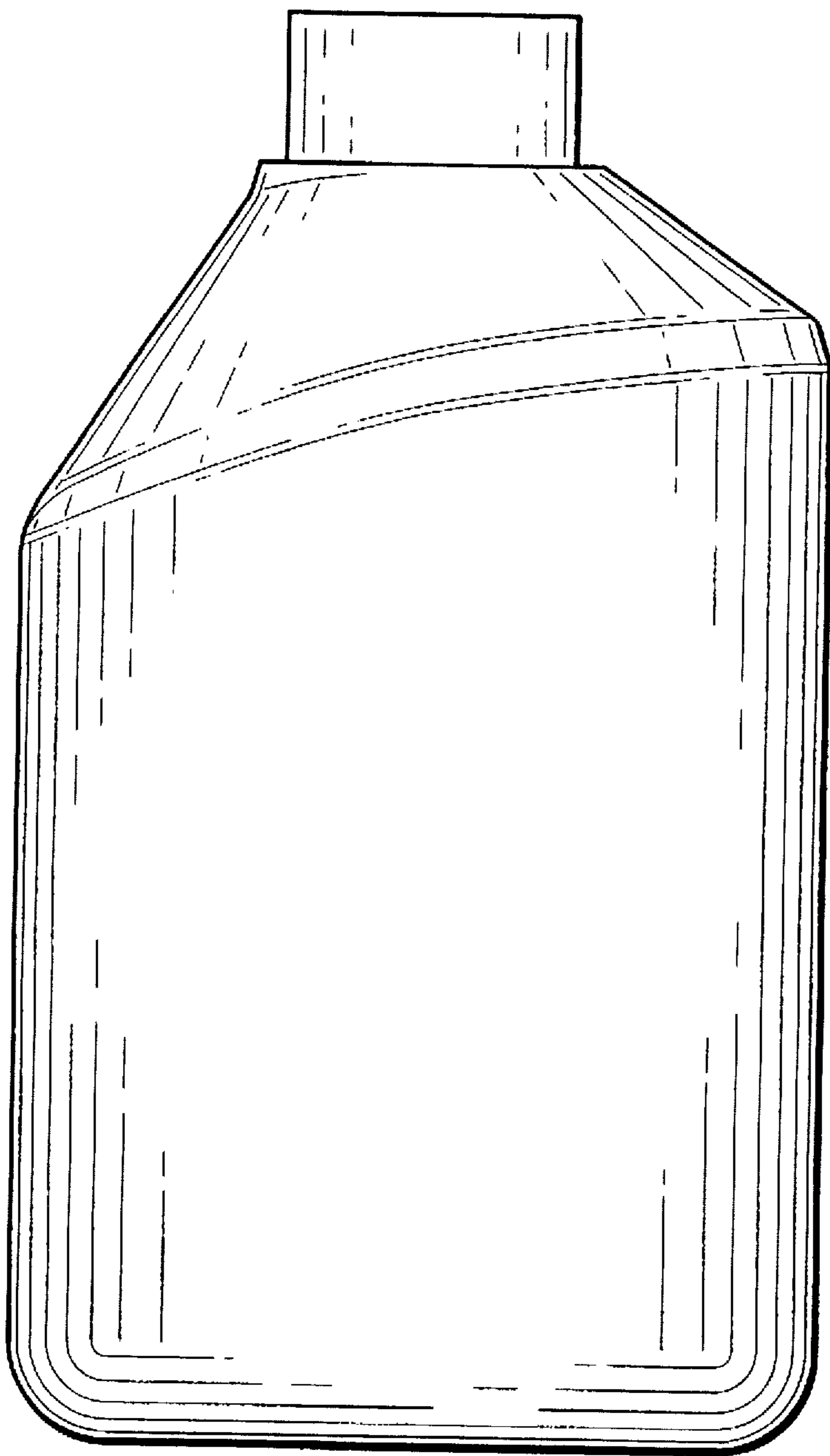


FIG. 4

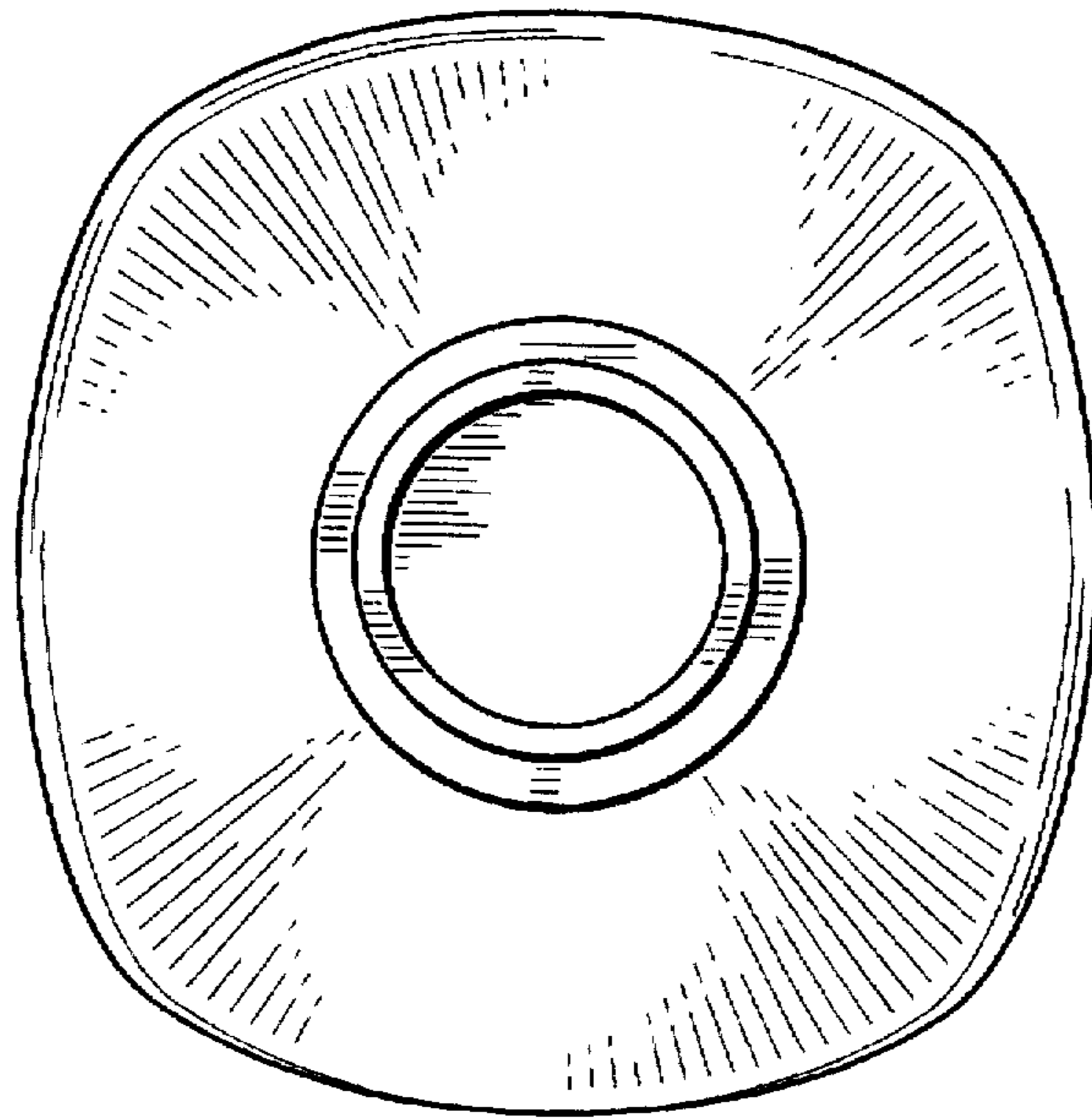


FIG. 5

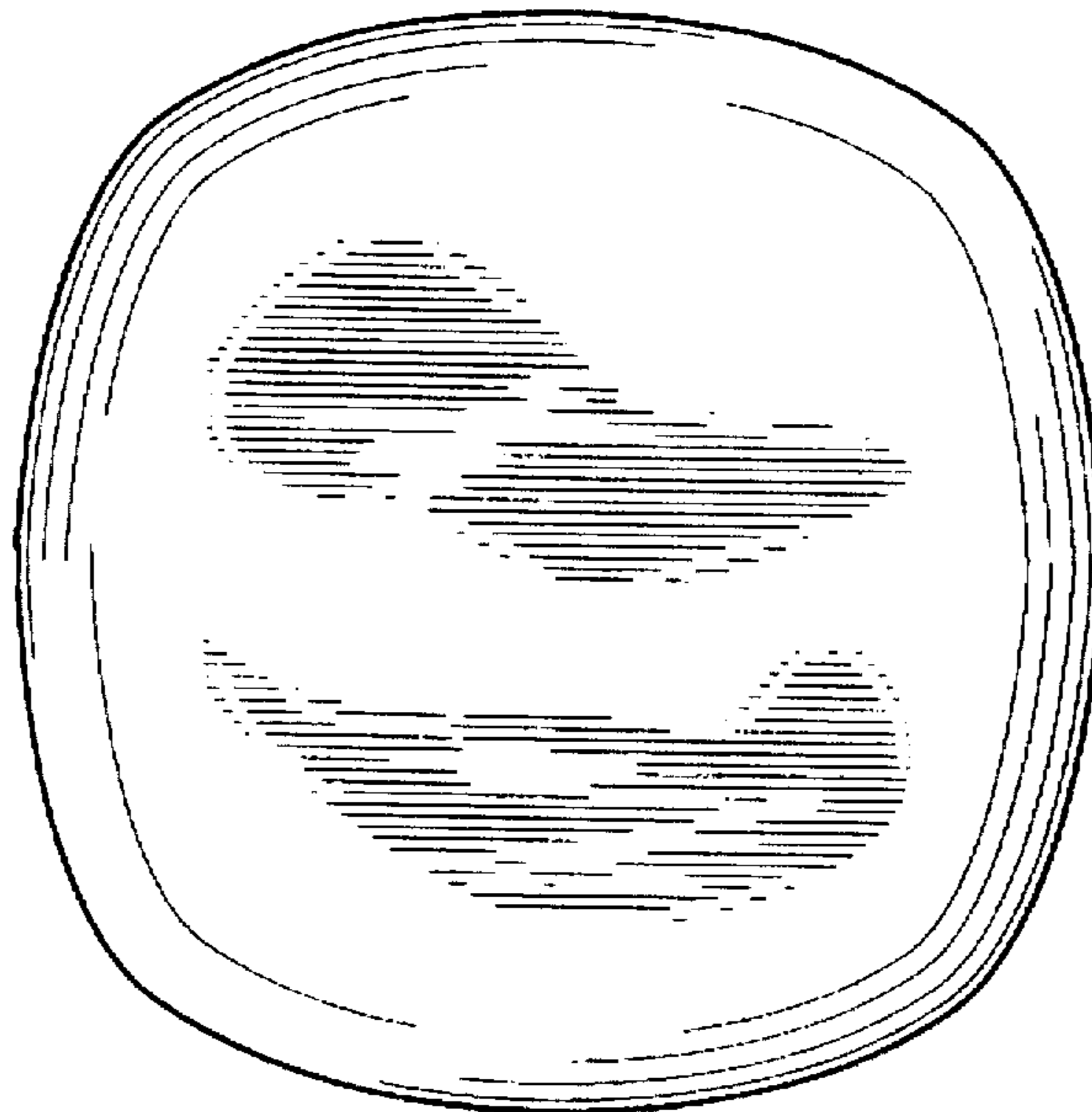


FIG. 6