



US00D387664S

United States Patent [19]

Bright et al.

[11] Patent Number: Des. 387,664

[45] Date of Patent: **Dec. 16, 1997

[54] TENNIS BALL CONTAINER

[76] Inventors: **Stephen A. Bright**, 852 Scholz Dr.,
Vandalia, Ohio 45377; **Linton H. Erdmann**, 102 Nantucket Landing,
Dayton, Ohio 45458

[**] Term: **14 Years**

[21] Appl. No.: **57,841**

[22] Filed: **Aug. 1, 1996**

[51] LOC (6) Cl. **09-07**

[52] U.S. Cl. **D9/414; D9/520**

[58] Field of Search D9/504, 503, 500,
D9/520, 501, 529, 521, 517, 414, 424,
428; D3/257; 206/315.1, 315.9; 224/919;
215/382, 375

[56] **References Cited**

U.S. PATENT DOCUMENTS

- D. 267,629 1/1983 Hasegawa et al. D9/504
- D. 327,845 7/1992 Behm et al. D9/520 X
- D. 375,406 11/1996 Smith D3/257

2,670,868	3/1954	Stover et al.	D9/503 X
4,020,948	5/1977	Won	206/315.9
4,124,117	11/1978	Rudy	206/315.9 X
5,311,988	5/1994	Bronson	206/315.9

Primary Examiner—Lucy Lieberman
Attorney, Agent, or Firm—Jacox, Mechstroth & Jenkins

[57] **CLAIM**

The ornamental design for a tennis ball container, as shown and described.

DESCRIPTION

FIG. 1 is a perspective view of a tennis ball container showing our new design;

FIG. 2 is a front elevation of the tennis ball container, the rear and side elevations are the same;

FIG. 3 is another side view thereof;

FIG. 4 is a top view thereof; and,

FIG. 5 is a bottom view thereof.

The broken lines in FIG. 1 showing tennis balls are for illustrative purpose only and form no part of the claimed design.

1 Claim, 1 Drawing Sheet

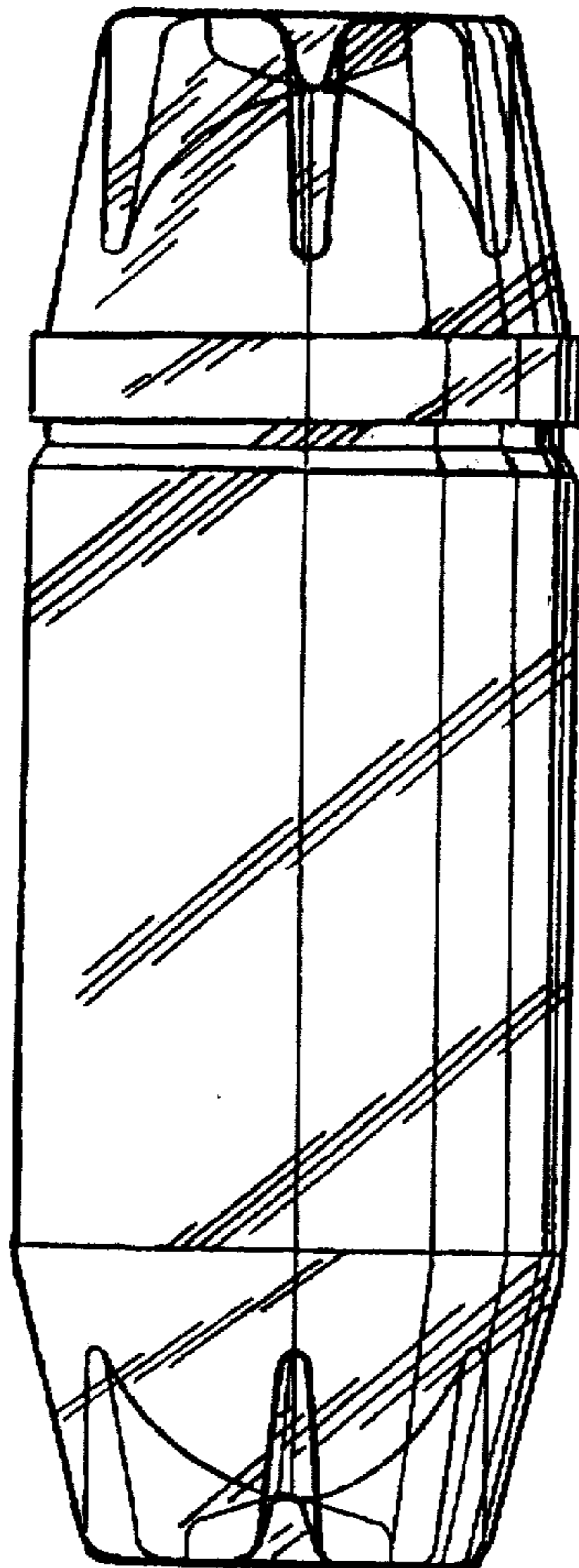


FIG-1

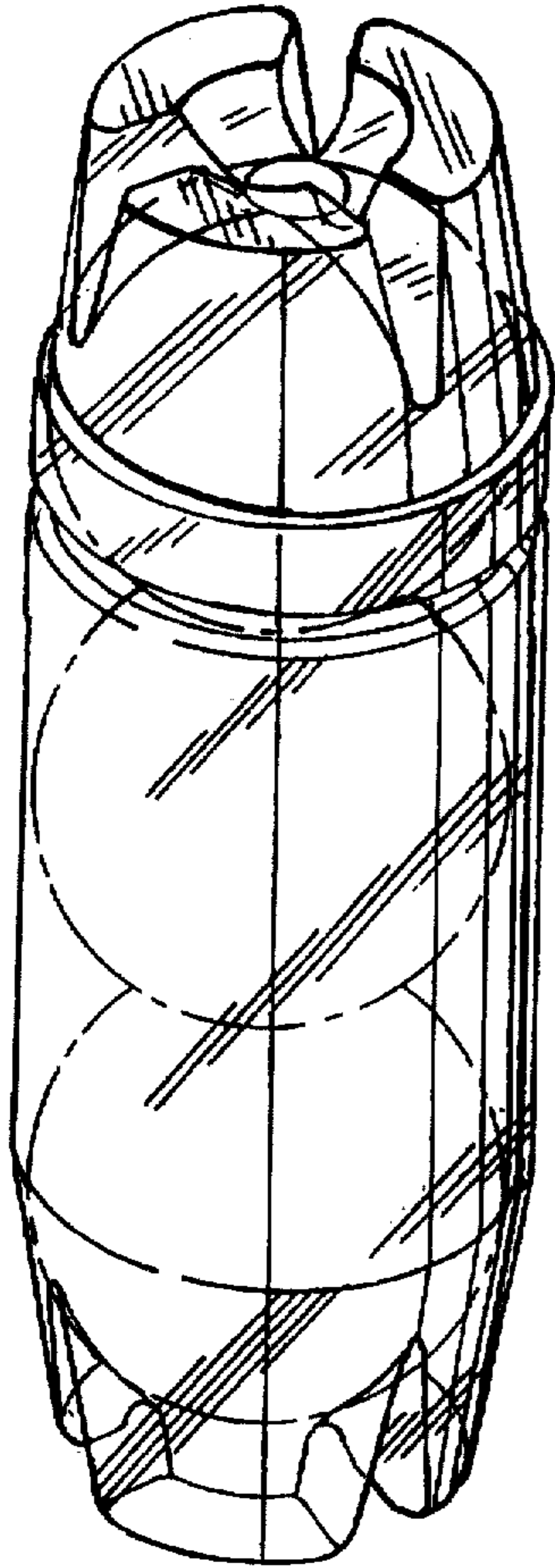


FIG-2

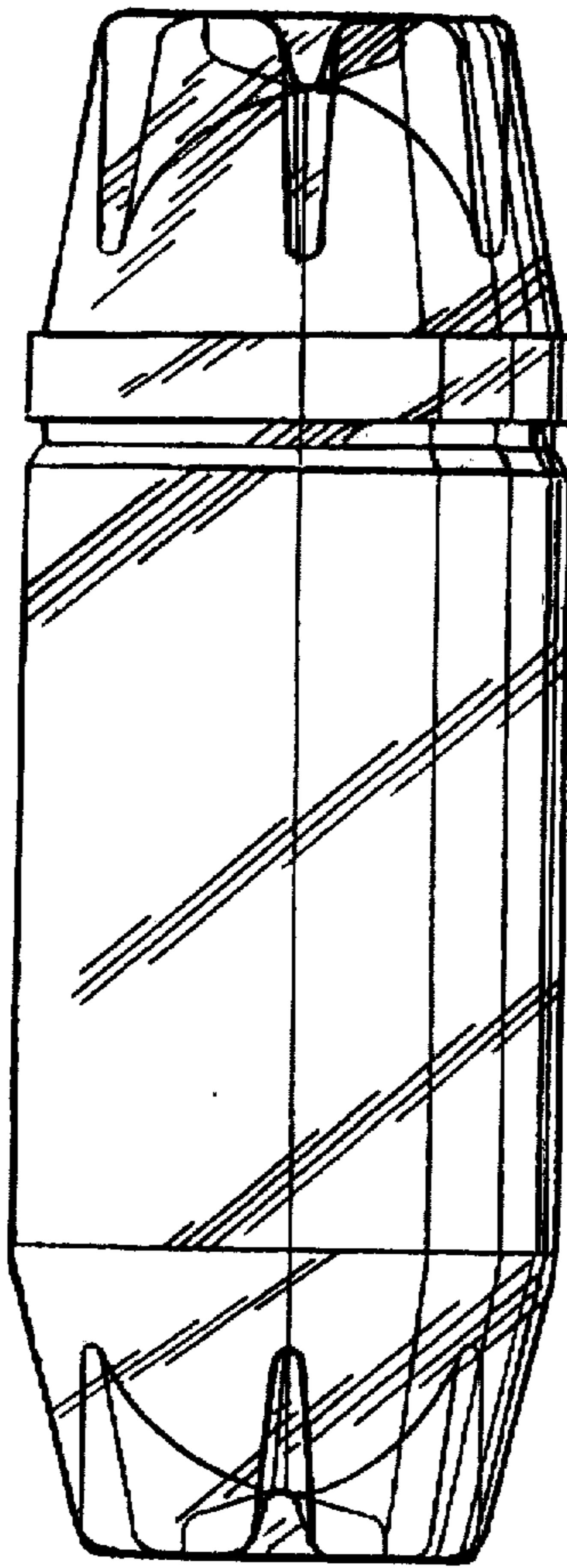


FIG-3

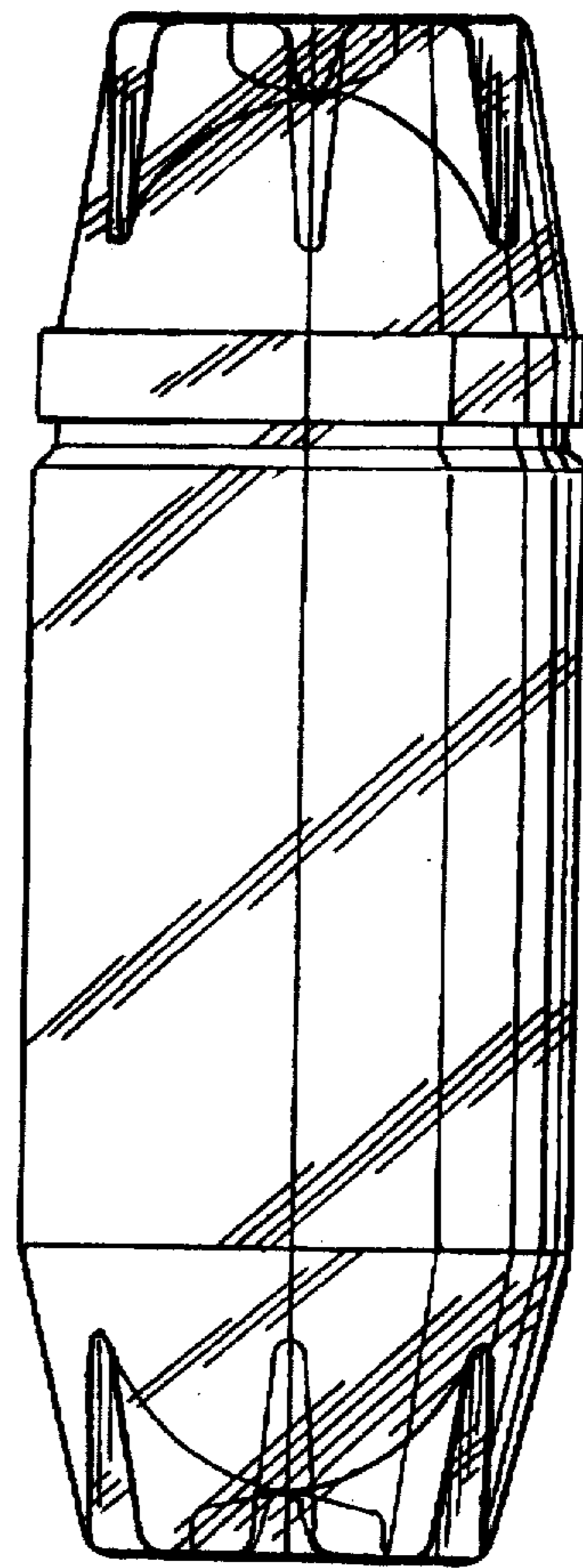


FIG-4

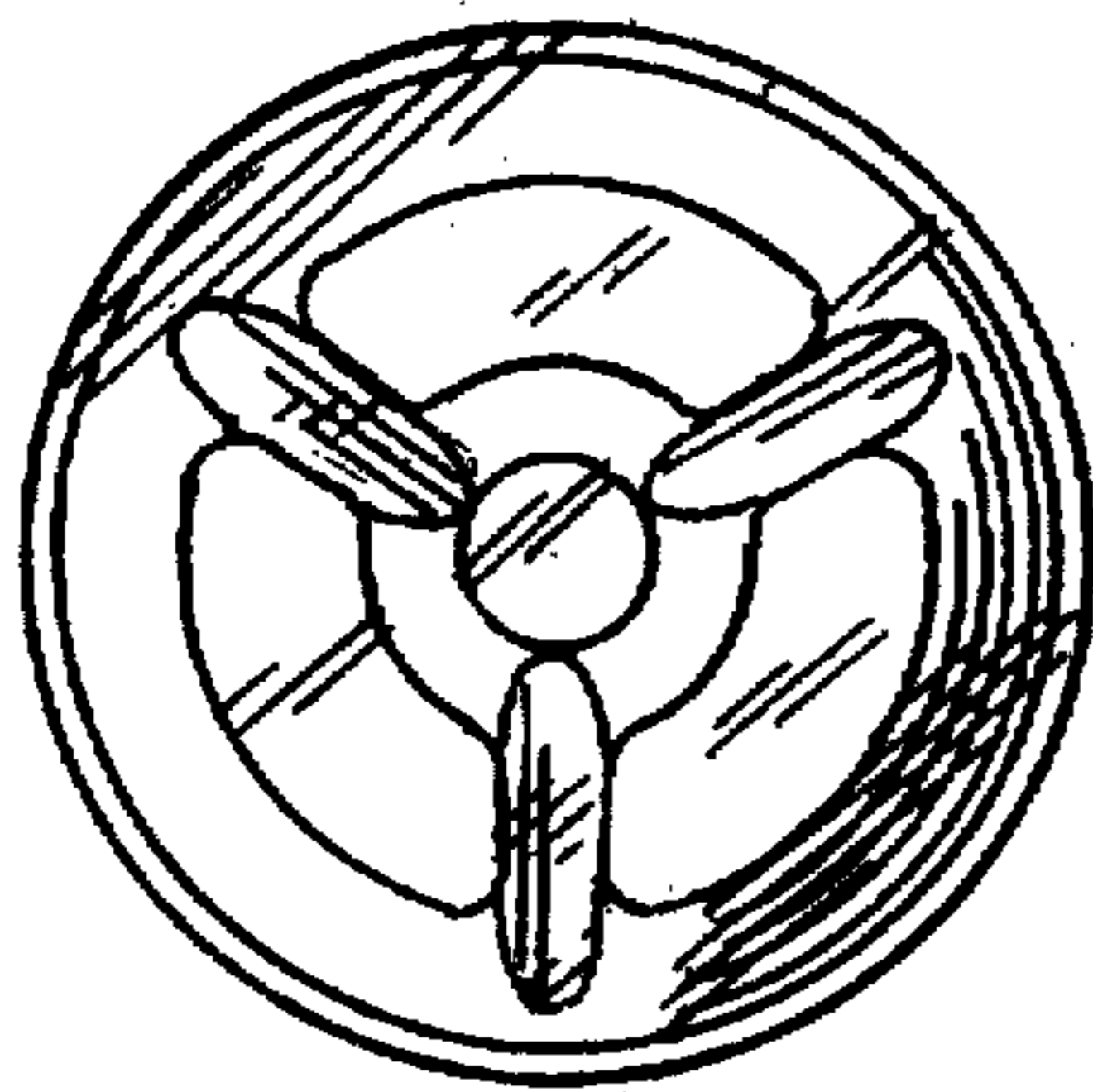


FIG-5

