



US00D387663S

United States Patent [19]

[11] Patent Number: **Des. 387,663**

Bright et al.

[45] Date of Patent: ****Dec. 16, 1997**

[54] **TENNIS BALL CONTAINER**

[76] Inventors: **Stephen A. Bright**, 852 Scholz Dr., Vaandalia, Ohio 45377; **Linton H. Erdmann**, 102 Nantucket Landing, Dayton, Ohio 45458

D. 287,570	1/1987	Olsen	D9/521 X
D. 327,845	7/1992	Behm et al.	D9/520 X
D. 340,618	10/1993	Zimmerman	D9/504 X
D. 375,406	11/1996	Smith	D3/257
4,124,117	11/1978	Rudy	206/315.9 X
4,491,221	1/1985	Lange	206/315.9

[**] Term: **14 Years**

Primary Examiner—Lucy Lieberman
Attorney, Agent, or Firm—Jacox, Meckstroth & Jenkins

[21] Appl. No.: **57,839**

[57] **CLAIM**

[22] Filed: **Aug. 1, 1996**

The ornamental design for a tennis ball container, as shown and described.

[51] LOC (6) CL **09-07**

DESCRIPTION

[52] U.S. Cl. **D9/414; D9/520**

FIG. 1 is a perspective view of a tennis ball container showing my new design;

[58] Field of Search D9/504, 503, 500, D9/520, 501, 529, 521, 517, 414, 424, 428; D3/257; 206/315.1, 315.9; 224/919; 215/382

FIG. 2 is a side elevation thereof, the three repeating sides of the tennis ball container being the same in appearance;

FIG. 3 is another side elevation thereof;

FIG. 4 is a top plan view thereof; and,

FIG. 5 is a bottom plan view thereof.

The broken lines in FIGS. 1 and 5 showing tennis balls are for illustrative purpose only and form no part of the claimed design.

[56] **References Cited**

U.S. PATENT DOCUMENTS

D. 257,227	10/1980	Youngberg	D9/418
D. 262,438	12/1981	Sears et al.	D9/503 X
D. 264,307	5/1982	Capelouto	D9/503

1 Claim, 1 Drawing Sheet

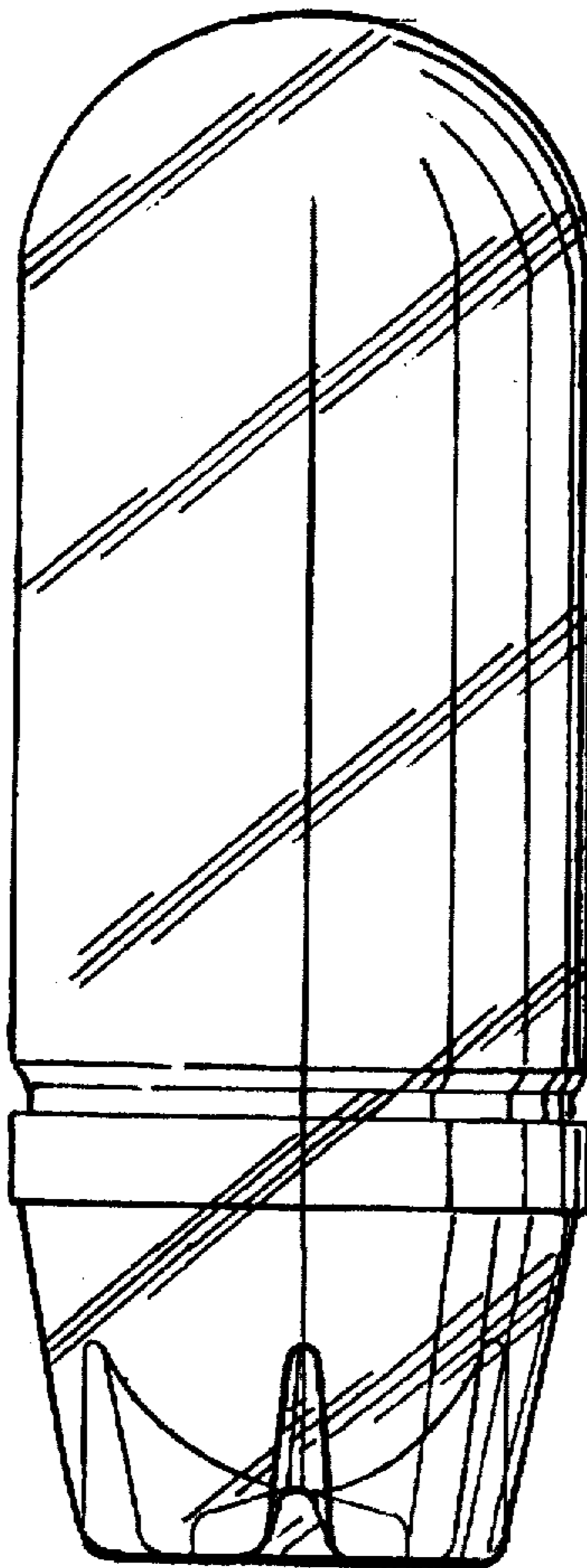


FIG-1

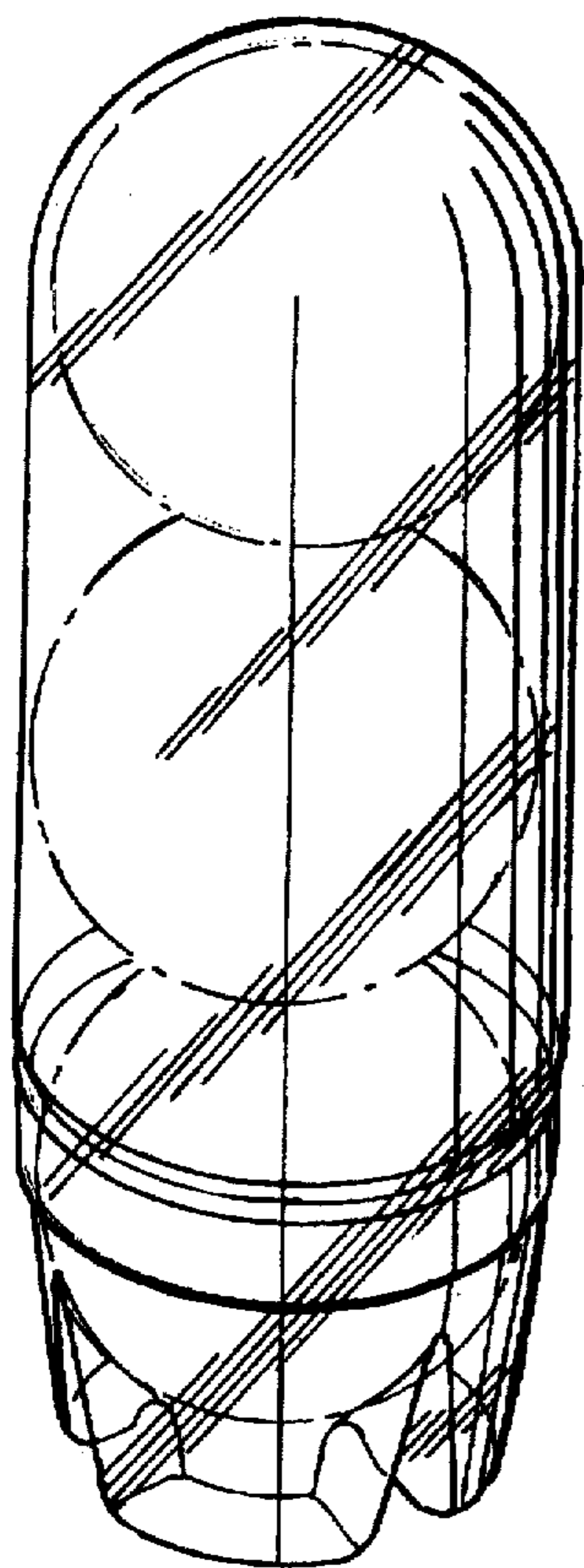


FIG-2

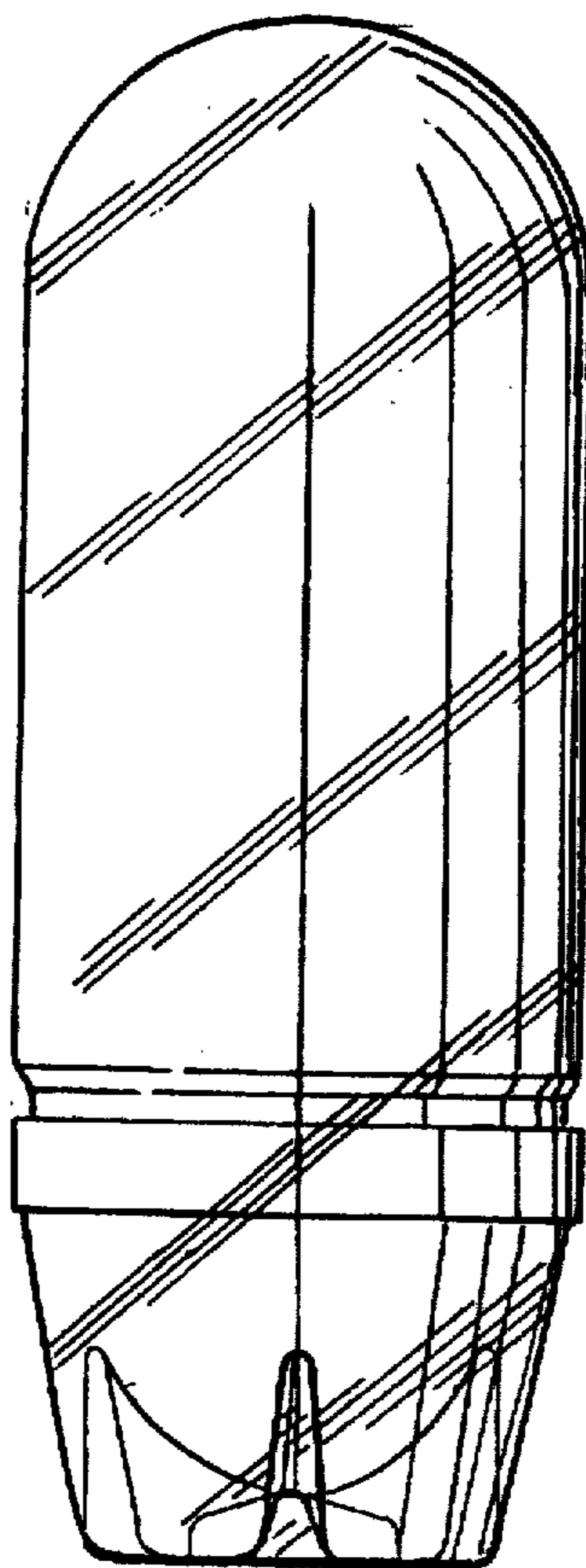


FIG-3

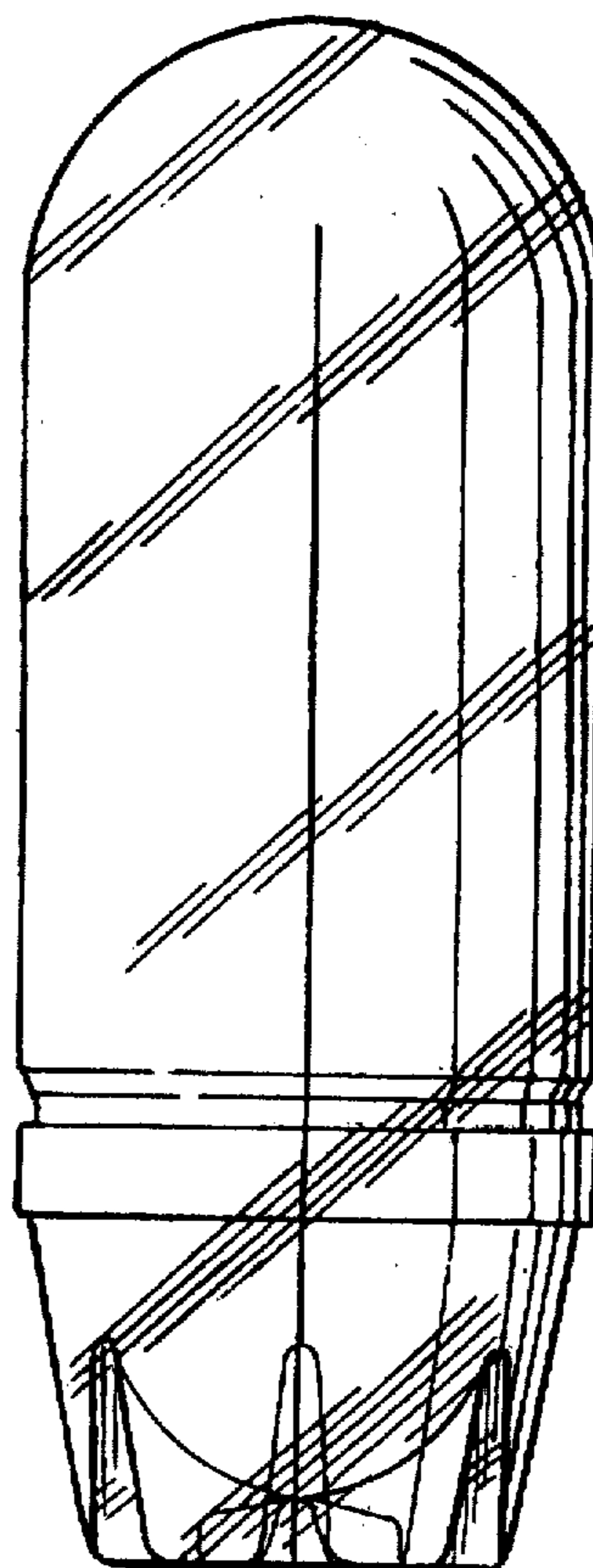


FIG-4




FIG-5

