



US00D387662S

United States Patent [19]
Bright et al.

[11] **Patent Number: Des. 387,662**
[45] **Date of Patent: **Dec. 16, 1997**

[54] **TENNIS BALL CONTAINER**

[76] **Inventors: Stephen A. Bright**, 852 Scholz Dr.,
Vandalia, Ohio 45377; **Linton H. Erdmann**, 102 Nantucket Landing,
Dayton, Ohio 45458

[**] **Term: 14 Years**

[21] **Appl. No.: 57,838**

[22] **Filed: Aug. 1, 1996**

[51] **LOC (6) Cl. 09-07**

[52] **U.S. Cl. D9/414; D9/503; D9/520**

[58] **Field of Search D9/504, 503, 500,**
D9/520, 501, 529, 521, 517, 414, 424,
428; D3/257; 206/315.1, 315.9; 224/919;
215/382

[56] **References Cited**

U.S. PATENT DOCUMENTS

- D. 240,711 7/1976 Angleman D9/504
- D. 257,227 10/1980 Youngberg D9/418

- D. 327,845 7/1992 Behm et al. D9/520 X
- D. 375,406 11/1996 Smith D3/257
- 3,281,013 10/1966 Motard 224/919 X
- 4,020,948 5/1977 Won 206/315.9
- 4,124,117 11/1978 Rudy 206/315.9 X

Primary Examiner—Lucy Lieberman
Attorney, Agent, or Firm—Jacox, Meckstroth & Jenkins

[57] **CLAIM**

The ornamental design for a tennis ball container, as shown and described.

DESCRIPTION

FIG. 1 is a perspective view of a tennis ball container showing my new design;
FIG. 2 is a side elevation thereof, the three repeating sides of the tennis ball container being the same in appearance;
FIG. 3 is another side elevation thereof;
FIG. 4 is a top plan view thereof; and,
FIG. 5 is a bottom plan view thereof.
The broken lines in FIGS. 1 and 5 showing tennis balls are for illustrative purpose only and form no part of the claimed design.

1 Claim, 1 Drawing Sheet

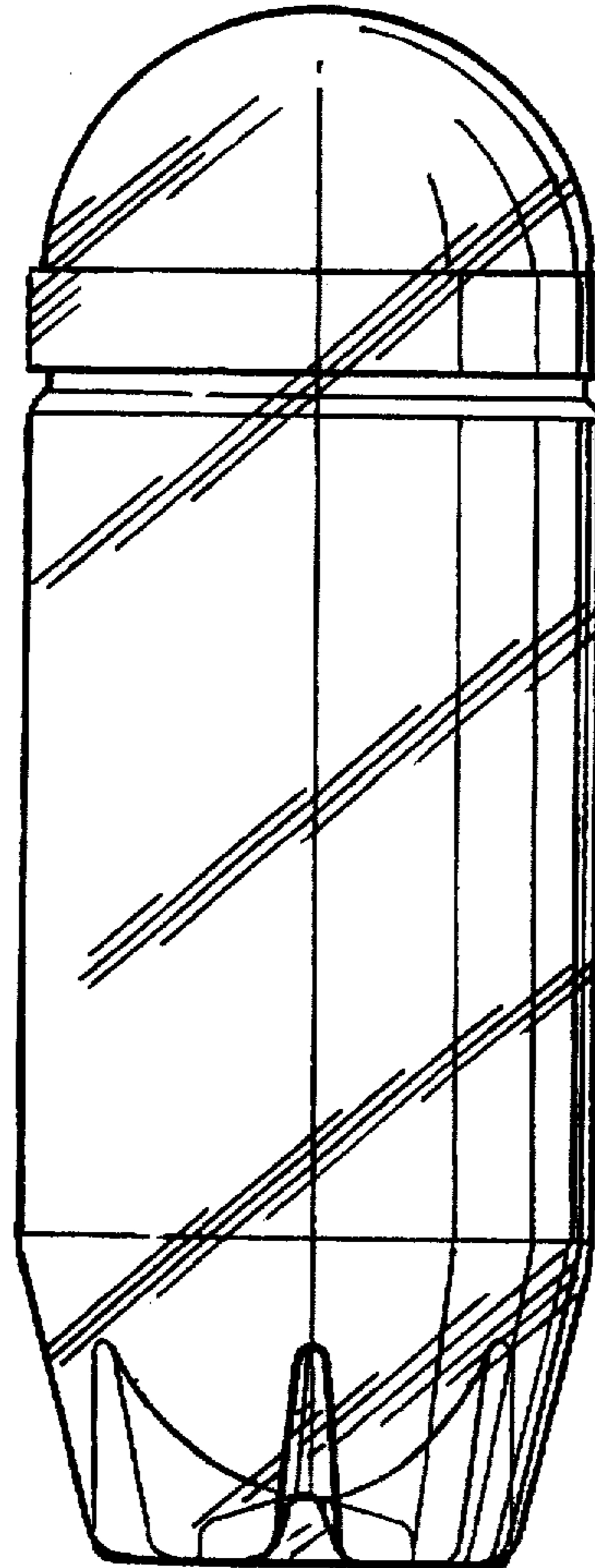


FIG-1




FIG-2

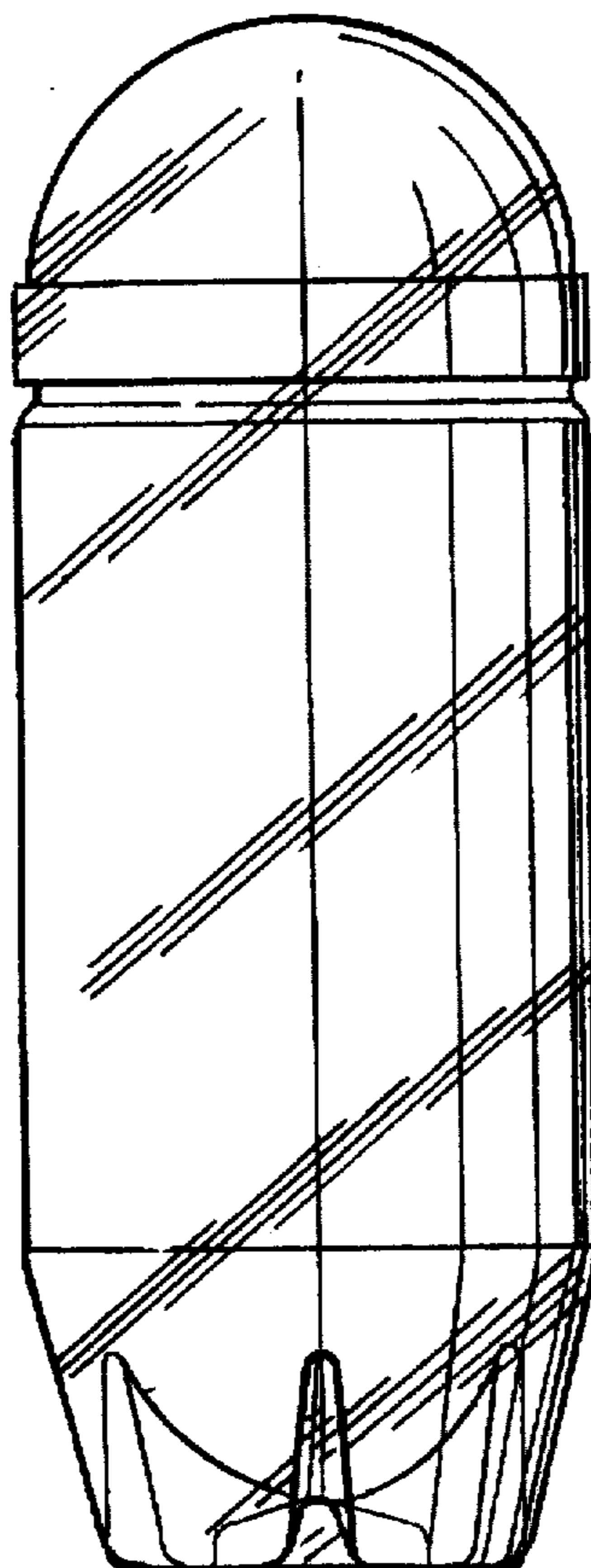


FIG-3

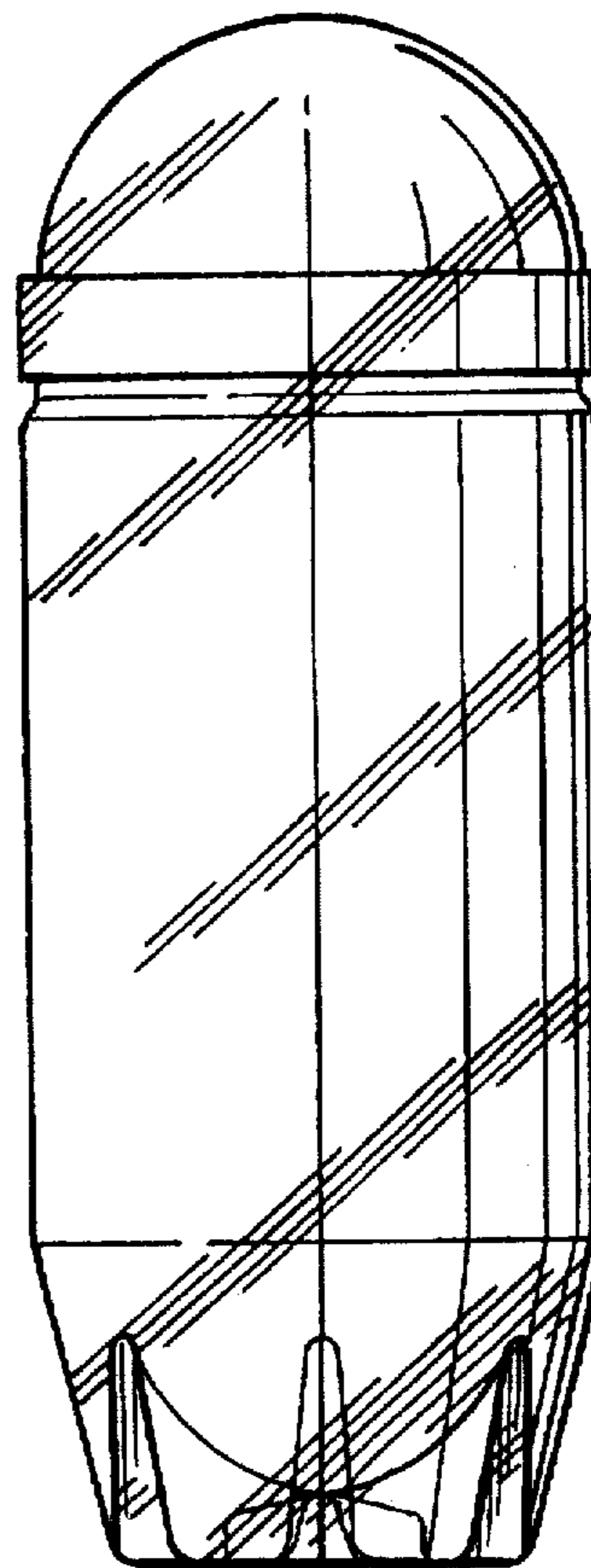


FIG-4

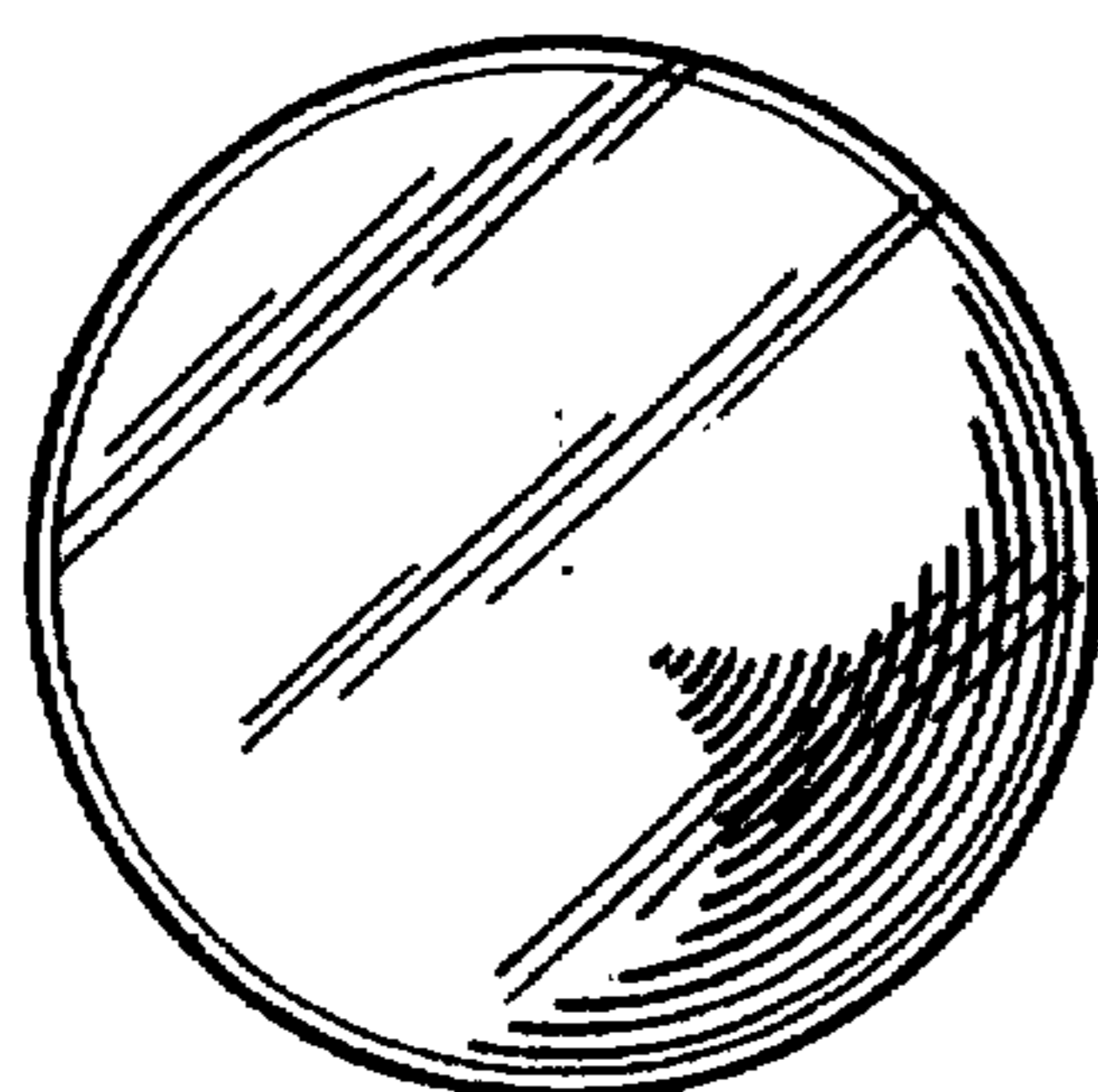


FIG-5

