



US00D387650S

United States Patent [19]

[11] Patent Number: **Des. 387,650**

Lutzker

[45] Date of Patent: ****Dec. 16, 1997**

[54] **ELECTROLUMINESCENT WALL PLATE**

D. 298,733 11/1988 Pool D8/353
4,566,662 1/1986 Toshishige D8/350 X
4,833,277 5/1989 Jacoby, Jr. et al. 174/66

[76] Inventor: **Robert S. Lutzker**, 10 Woodstone Ct.,
South Huntington, N.Y. 11746

[**] Term: **14 Years**

Primary Examiner—James Gandy
Assistant Examiner—Cathron B. Matta

[21] Appl. No.: **60,985**

[57] **CLAIM**

[22] Filed: **Oct. 15, 1996**

The ornamental design for an electroluminescent wall plate,
as shown and described.

[51] LOC (6) Cl. **11-05**

DESCRIPTION

[52] U.S. Cl. **D8/353**

[58] Field of Search D13/158, 169,
D13/170, 171; D8/350, 353; 174/66, 67,
138 F; 220/241

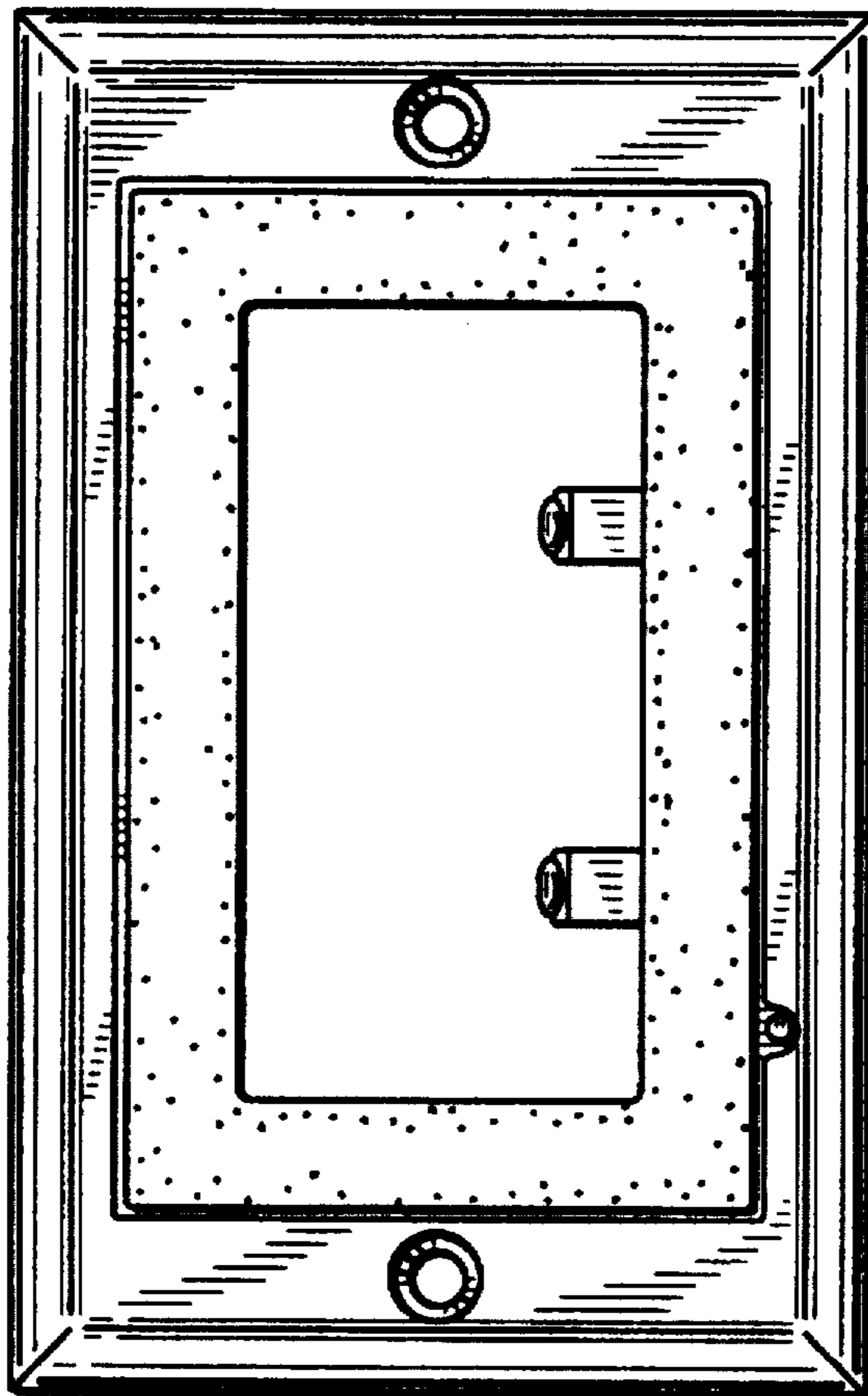
FIG. 1 is a front elevational view of an electroluminescent wall plate showing my design, with the stippling showing contrasting surface appearance, particularly, a luminescent surface appearance when energized electrically;
FIG. 2 is a rear elevational view thereof;
FIG. 3 is a right side elevational view thereof;
FIG. 4 is a left elevational view thereof; and,
FIG. 5 is a top plan view thereof with the bottom plan view being a mirror image thereof.

[56] **References Cited**

U.S. PATENT DOCUMENTS

D. 75,096 5/1928 Both D8/353
D. 141,433 5/1945 Ross D8/353
D. 249,140 8/1978 Driscoll D13/171
D. 254,849 4/1980 Matsuda D13/169 X

1 Claim, 2 Drawing Sheets



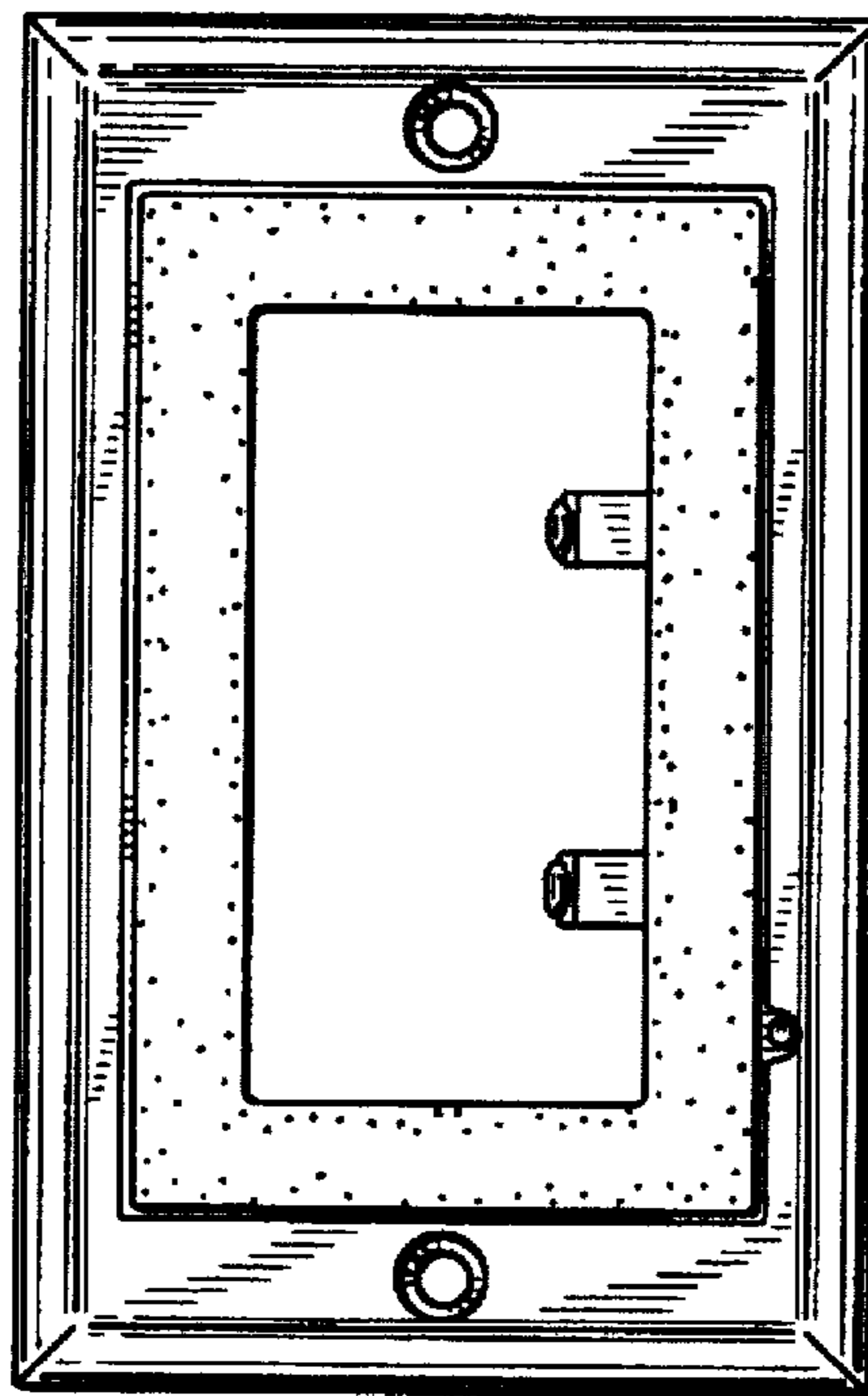


FIG. 1

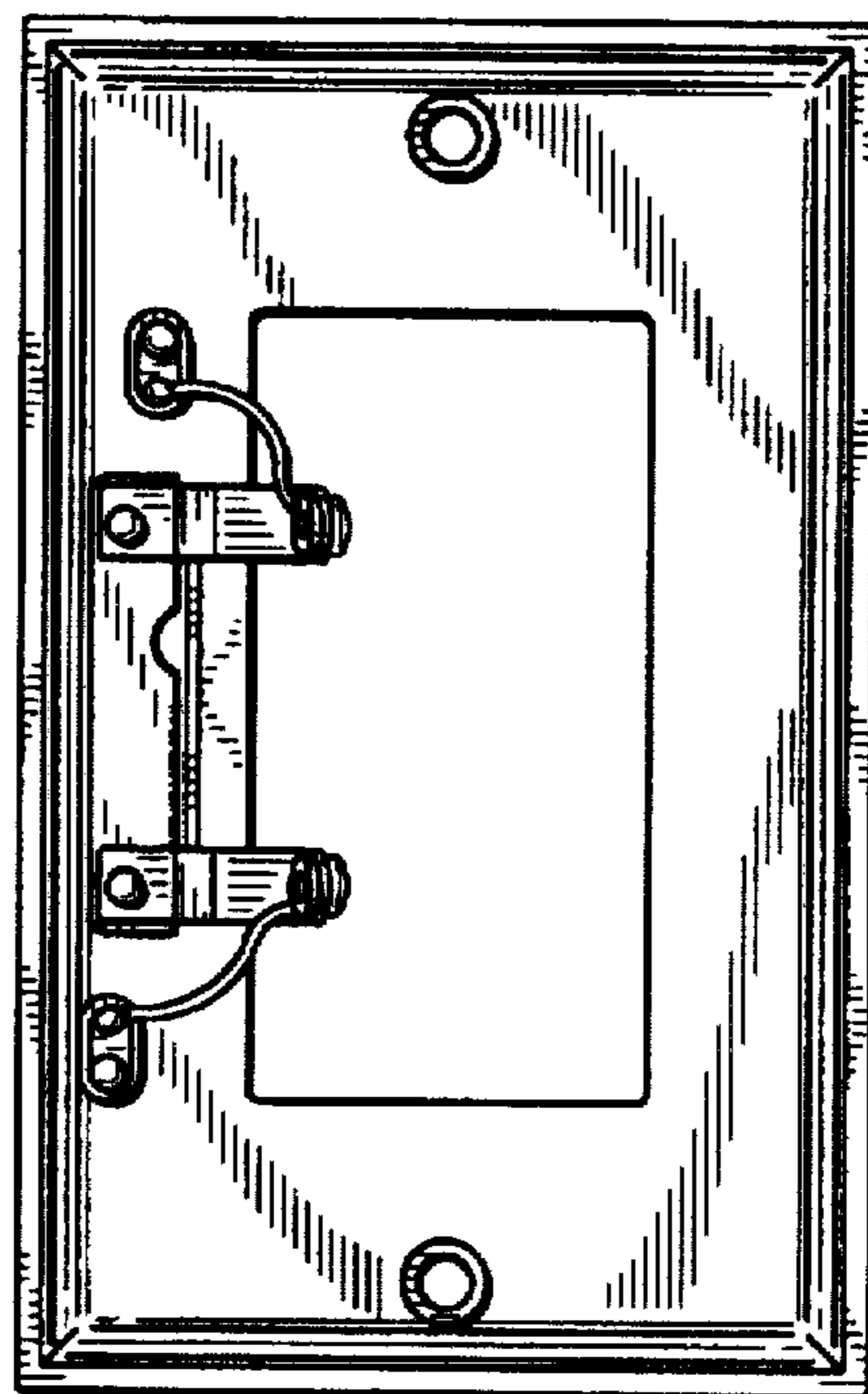


FIG. 2

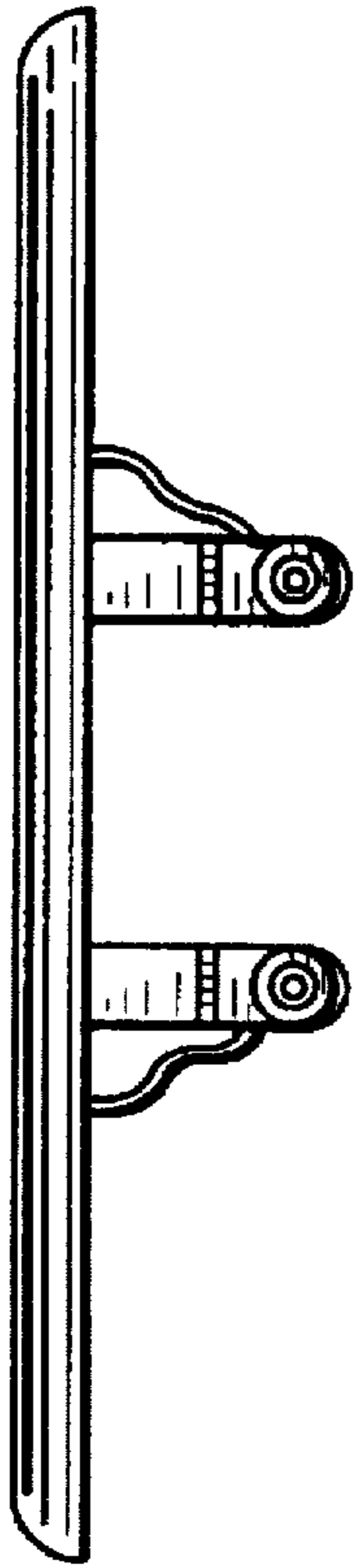


FIG. 3




FIG. 4




FIG. 5