



US00D387649S

# United States Patent [19]

Concari et al.

[11] Patent Number: **Des. 387,649**

[45] Date of Patent: **\*\*Dec. 16, 1997**

[54] **TOOL HANDLE GRIP**

[75] Inventors: **Gabriel E. Concari; Joseph C. Petersen, Jr.; Scott M. Niesen**, all of Madison, Wis.

[73] Assignee: **Fiskars Inc.**, Madison, Wis.

[\*\*] Term: **14 Years**

[21] Appl. No.: **64,851**

[22] Filed: **Jan. 13, 1997**

### Related U.S. Application Data

[62] Division of Ser. No. 40,976, Jun. 30, 1995.

[51] **LOC (6) Cl.** ..... **08-06**

[52] **U.S. Cl.** ..... **D8/107; D8/10; D8/303**

[58] **Field of Search** ..... **D7/395; D8/10, D8/14, 97, 98, 107, 303; D16/110 R, 111 R; D22/142**

### [56] References Cited

#### U.S. PATENT DOCUMENTS

- D. 191,751 11/1961 Woodall, Jr. .... D8/303
- D. 280,173 8/1985 Welch ..... D7/152
- D. 292,865 11/1987 Scott ..... D8/10
- D. 303,748 10/1989 Yamagishi ..... D8/107
- D. 318,602 7/1991 Vosbikian ..... D8/10
- D. 323,095 1/1992 Usbeck ..... D7/395

- D. 338,378 8/1993 Concari ..... D8/10
- D. 341,761 11/1993 Weimann ..... D8/97
- D. 354,661 1/1995 Linden et al. .... D8/10
- D. 365,257 12/1995 Huang ..... D8/10
- D. 378,345 3/1997 Austin et al. .... D8/107
- D. 378,798 4/1997 Berti ..... D8/107

### FOREIGN PATENT DOCUMENTS

59-25047 8/1988 Japan .

*Primary Examiner*—Philip S. Hyder  
*Assistant Examiner*—Adir Aronovich  
*Attorney, Agent, or Firm*—Foley & Lardner

### [57] CLAIM

The ornamental design for a tool handle grip, as shown and described.

### DESCRIPTION

FIG. 1 is a reduced perspective view of the tool handle grip showing our new design;  
FIG. 2 is a top plan view thereof;  
FIG. 3 is a front elevational view thereof, the rear view being a mirror image thereof;  
FIG. 4 is a bottom plan view thereof;  
FIG. 5 is a left side elevational view thereof; and,  
FIG. 6 is a right side elevational view thereof.  
The broken line illustration in the drawing disclosure is for illustrative purposes only and forms no part of the claimed design.

**1 Claim, 2 Drawing Sheets**

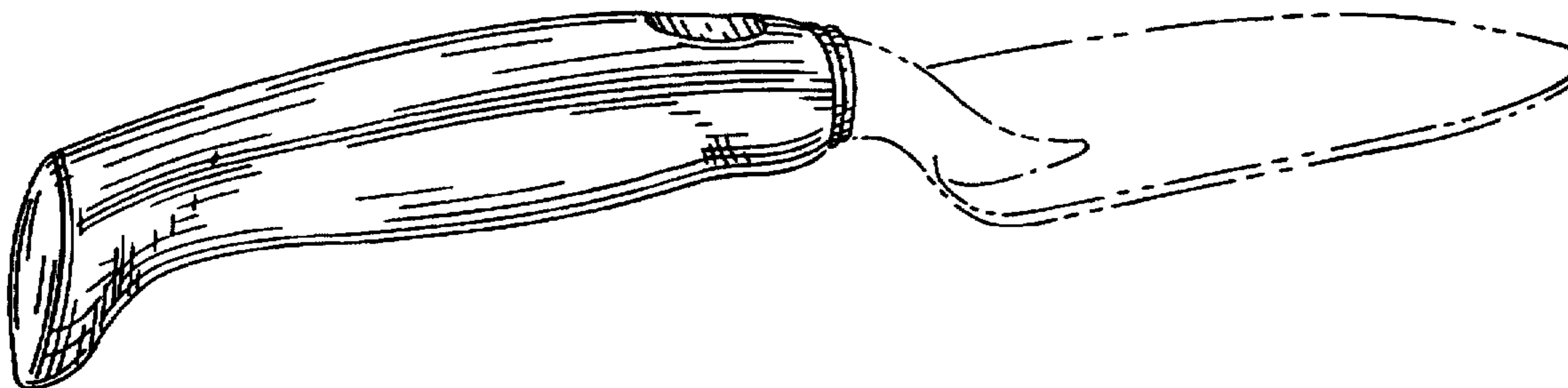


FIG. 1




FIG. 2

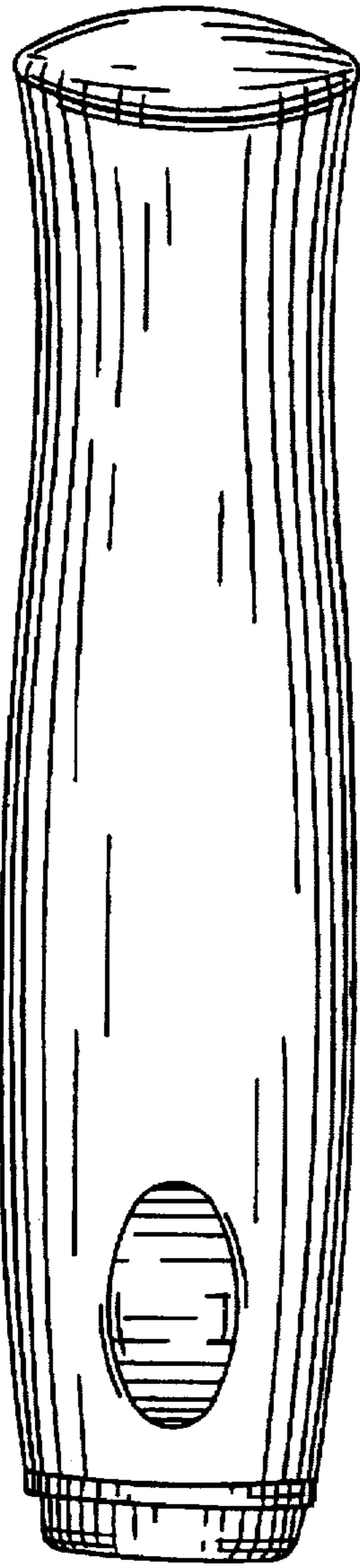


FIG. 3

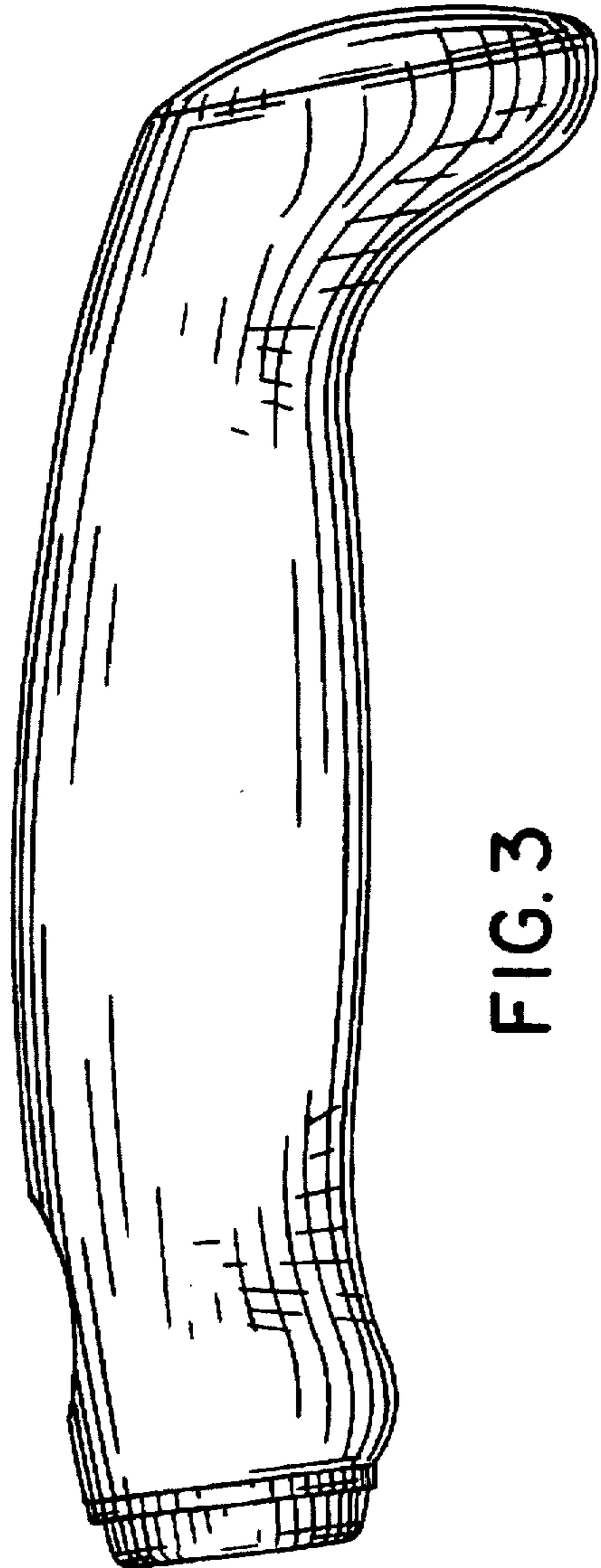


FIG. 4

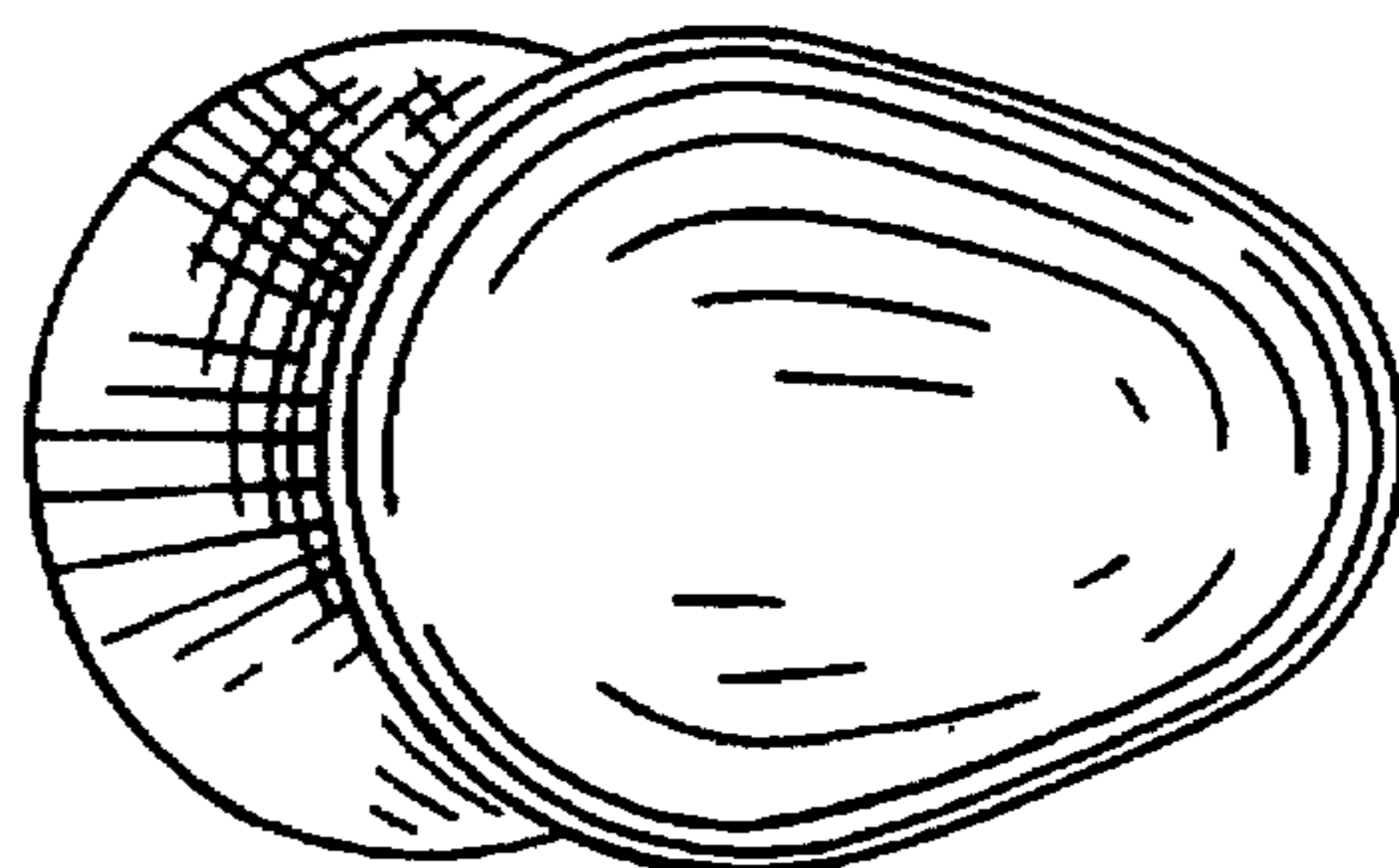
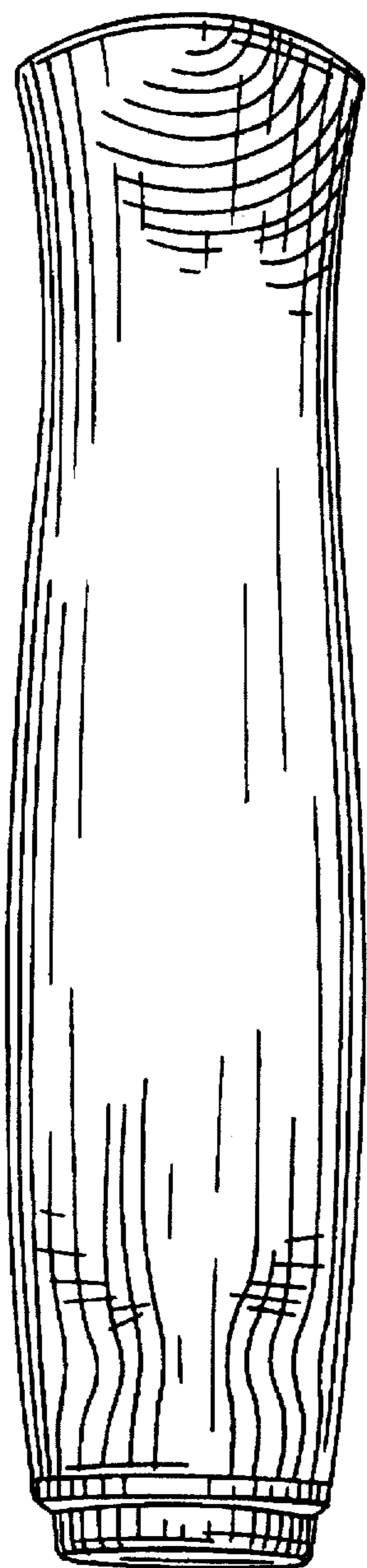


FIG. 6

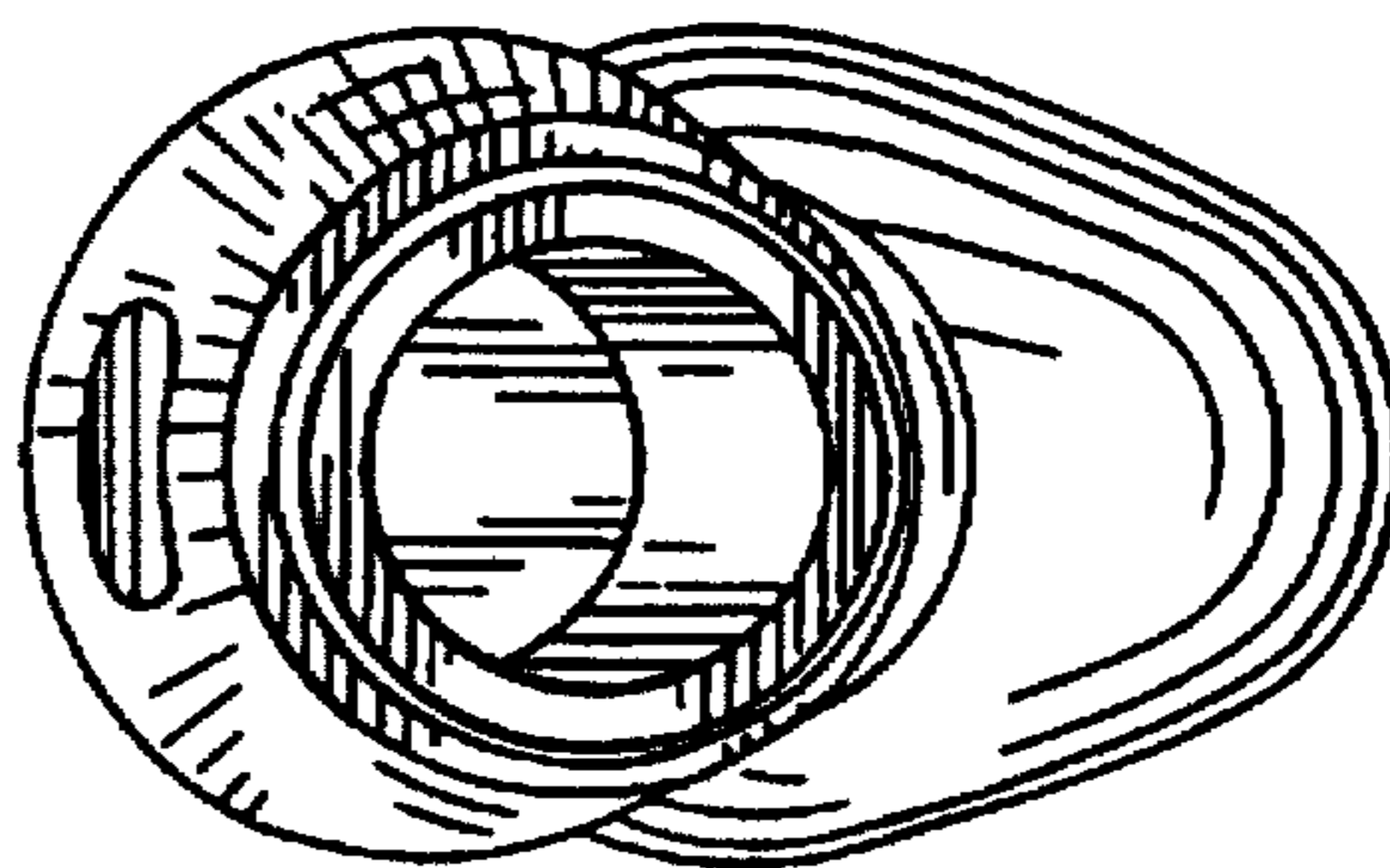


FIG. 5