



US00D387623S

United States Patent [19]

Brooks

[11] Patent Number: **Des. 387,623**

[45] Date of Patent: ****Dec. 16, 1997**

[54] **TRAY**

[76] Inventor: **Howard L. Brooks**, 3219 S. 121st St.,
Omaha, Nebr. 68144

[**] Term: **14 Years**

[21] Appl. No.: **60,047**

[22] Filed: **Sep. 20, 1996**

[51] LOC (6) Cl. **07-01**

[52] U.S. Cl. **D7/553; D6/406; D7/550**

[58] Field of Search **D7/504, 549, 553,**
D7/555, 550; 220/575, 564, 561; 206/564;
D6/406, 420, 511, 419; 229/904; 108/43

4,537,646 8/1985 Hoyle 156/212
 4,700,634 10/1987 Mills et al. 108/43
 4,788,916 12/1988 Saxton 108/43
 4,815,623 3/1989 Levin 220/17.1
 5,081,936 1/1992 Drieling 108/43
 5,090,334 2/1992 Sutton 108/43
 5,134,930 8/1992 Mei-Hwa 108/42
 5,218,912 6/1993 Buske 108/26
 5,425,455 6/1995 Miller et al. 229/904 X

Primary Examiner—M. N. Pandozzi
Attorney, Agent, or Firm—Zarley, McKee, Thomte,
 Voorhees & Sease; Mark D. Frederiksen

[57] CLAIM

The ornamental design for a tray, as shown and described.

DESCRIPTION

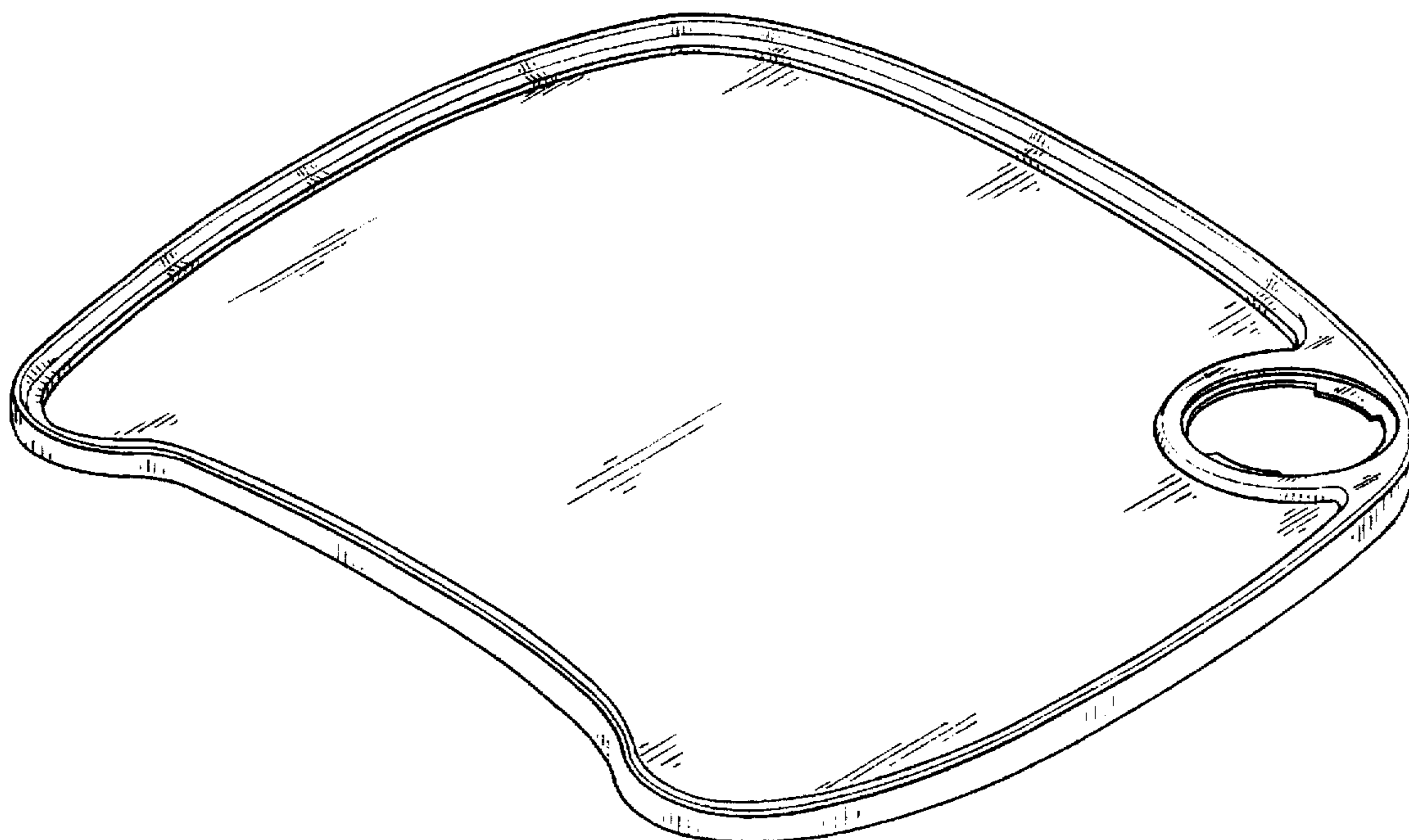
FIG. 1 is a perspective view of the tray showing my new design;
 FIG. 2 is a rear elevational view thereof;
 FIG. 3 is a top plan view thereof, the bottom plan view being a mirror image thereof;
 FIG. 4 is an elevational view taken from the right side of FIG. 3, the left side elevational view being a mirror image thereof;
 FIG. 5 is a front elevational view thereof; and,
 FIG. 6 is a partial sectional view thereof taken along line 6—6 of FIG. 3.

1 Claim, 2 Drawing Sheets

[56] References Cited

U.S. PATENT DOCUMENTS

130,094	7/1872	White et al.	108/43
D. 207,062	2/1967	Blair, Sr.	D7/553
D. 301,820	6/1989	Wasserman	D7/38
322,942	7/1885	Lance	D6/406 X
D. 331,330	12/1992	Bennett et al.	D6/406
D. 349,426	8/1994	Norris	D7/553
D. 351,738	10/1994	Lacombe	D7/553 X
D. 356,009	3/1995	Branch et al.	D6/406 X
D. 366,780	2/1996	Brooks	D6/406
D. 377,273	1/1997	Amos	D6/406
2,640,747	6/1953	Bodenhoff	D7/553 X
3,498,470	3/1970	Thomas	211/74
4,052,944	10/1977	Jennings	108/43



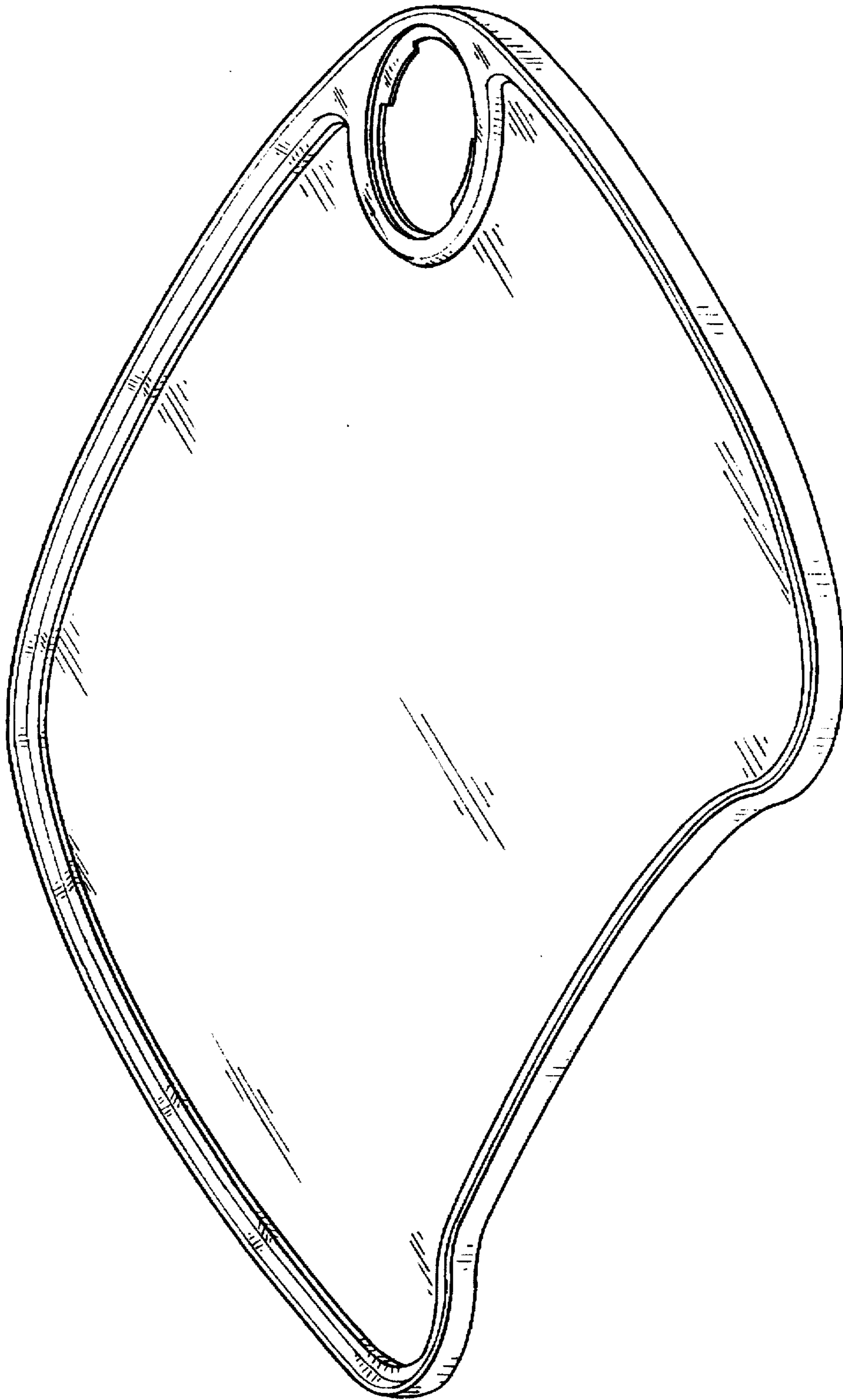


FIG. 1

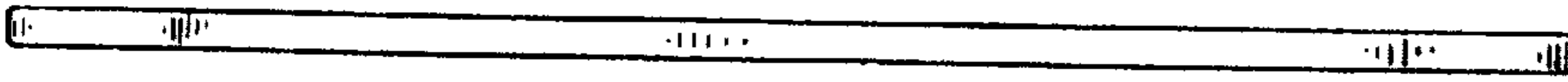


FIG. 2

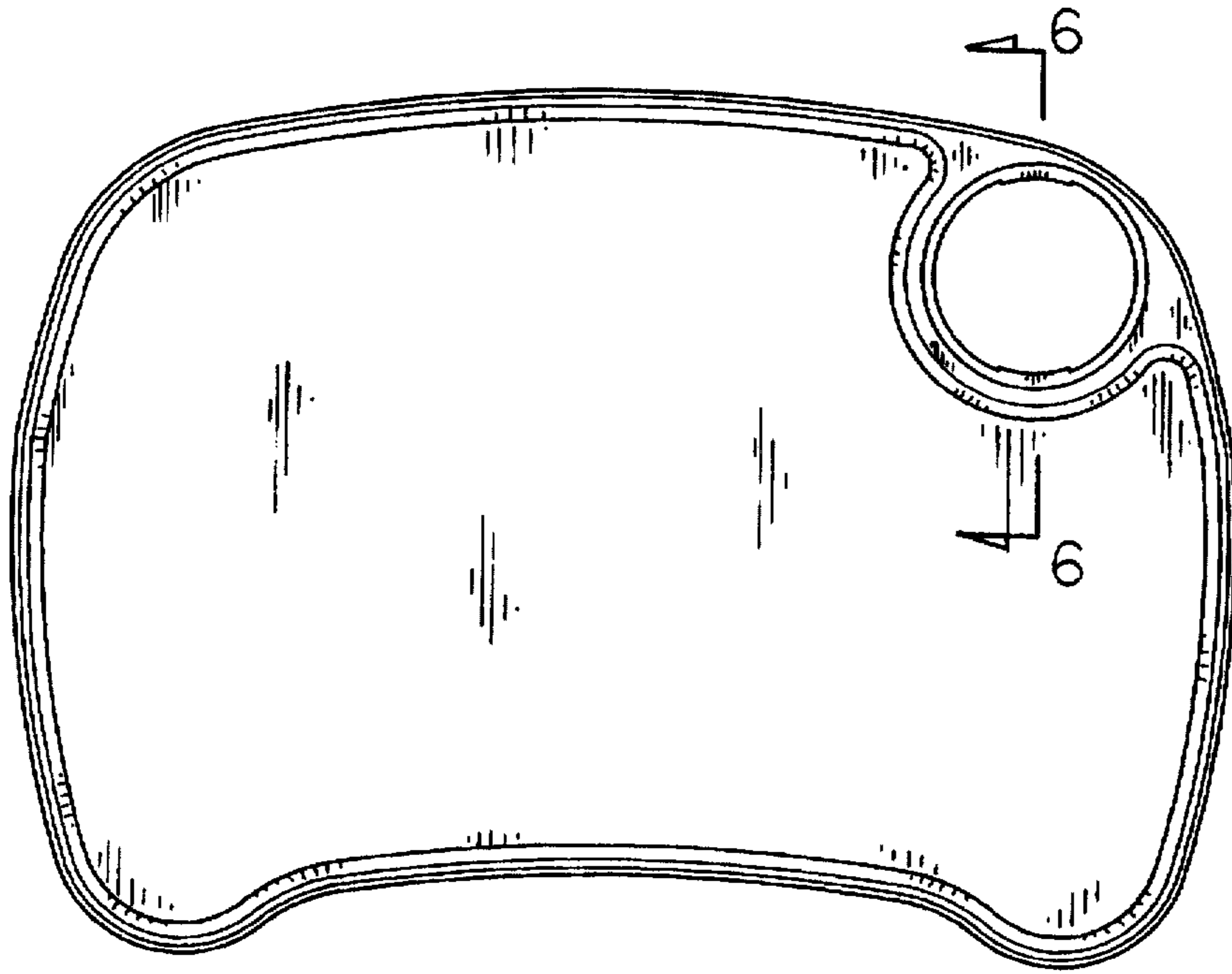


FIG. 3



FIG. 4

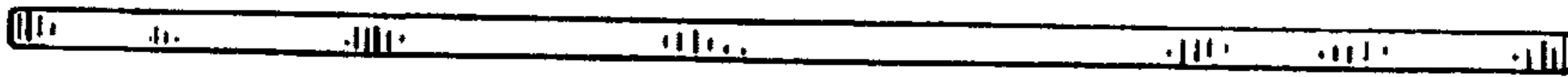


FIG. 5




FIG. 6