



US00D387602S

United States Patent [19] Cerdan

[11] Patent Number: **Des. 387,602**
[45] Date of Patent: ****Dec. 16, 1997**

[54] SHEET SUSPENDERS

[76] Inventor: **Josephine H. Cerdan**, 6310 Sherwood Rd., Apt. #B-19, Philadelphia, Pa. 19151

[**] Term: **14 Years**

[21] Appl. No.: **59,790**

[22] Filed: **Sep. 16, 1996**

[51] LOC (6) Cl. **06-06**

[52] U.S. Cl. **D6/607**

[58] Field of Search D6/606, 607; D2/626; 5/504.1, 496, 498; 24/72.5

[56] References Cited

U.S. PATENT DOCUMENTS

D. 336,810	6/1993	Caraway	D6/607
524,834	8/1894	Mayent	.	
2,459,497	1/1949	Calabro	.	
2,930,053	3/1960	Nowels	.	
3,092,848	6/1963	Gronvold	.	
4,199,830	4/1980	Ogata	.	
4,199,831	4/1980	Miller	5/498 X
4,662,016	5/1987	Seeman	.	
4,829,617	5/1989	Dameron	.	
4,891,856	1/1990	Thornhill	.	
5,072,470	12/1991	Lysiak	5/496
5,148,560	9/1992	Torres	.	
5,179,743	1/1993	Lanman	5/498

FOREIGN PATENT DOCUMENTS

53762	4/1921	Germany	.
708335	7/1941	Germany	.
558402	1/1944	United Kingdom	.
733980	7/1955	United Kingdom	.

Primary Examiner—Janice E. Seeger
Attorney, Agent, or Firm—Richard C. Litman

[57] CLAIM

The ornamental design for sheet suspenders, as shown and described.

DESCRIPTION

FIG. 1 is a bottom plan view of sheet suspenders showing my new design;

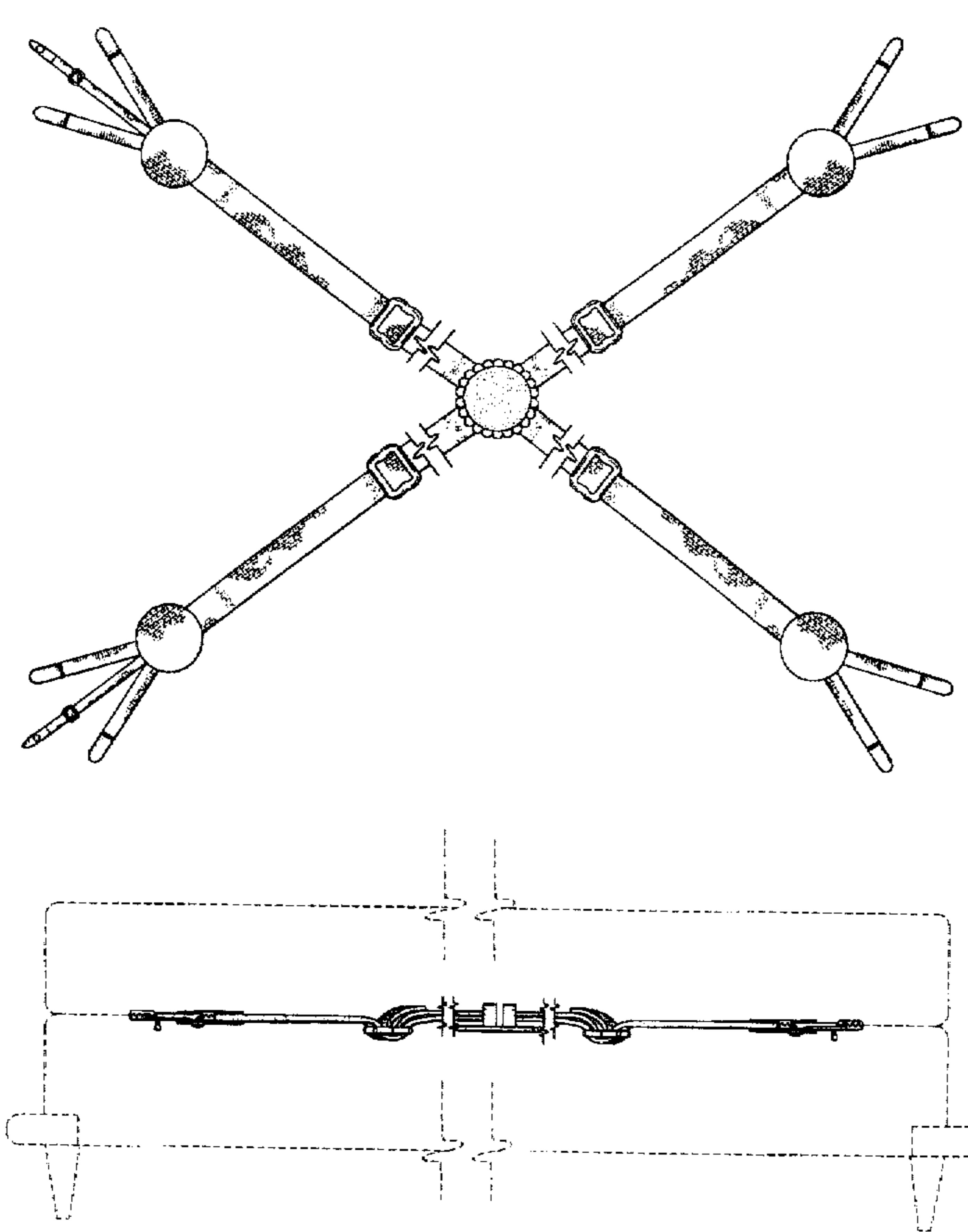
FIG. 2 is a top plan view thereof;

FIG. 3 is a right side elevational view with the left side being a mirror image thereof; and,

FIG. 4 is an environmental front elevational view with the rear view being a mirror image thereof.

The broken line showing of the size adjustment marks in FIGS. 1 and 2 is for illustrative purposes only, merely disclosing the types of markings which can be used, and forms no part of the claimed design. The broken line showing of the bed in FIG. 4 is for illustrative purposes only and forms no part of the claimed design.

1 Claim, 4 Drawing Sheets



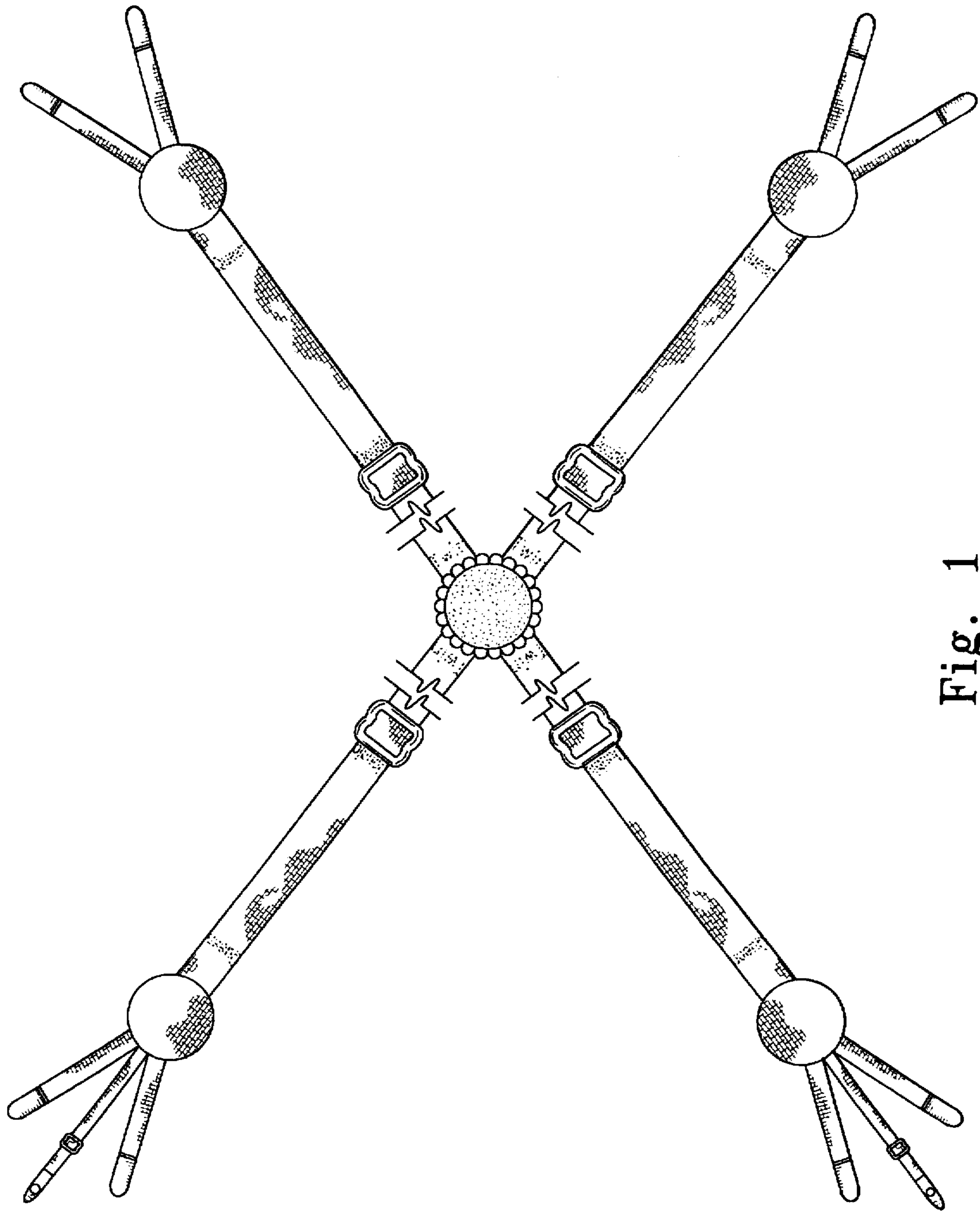


Fig. 1

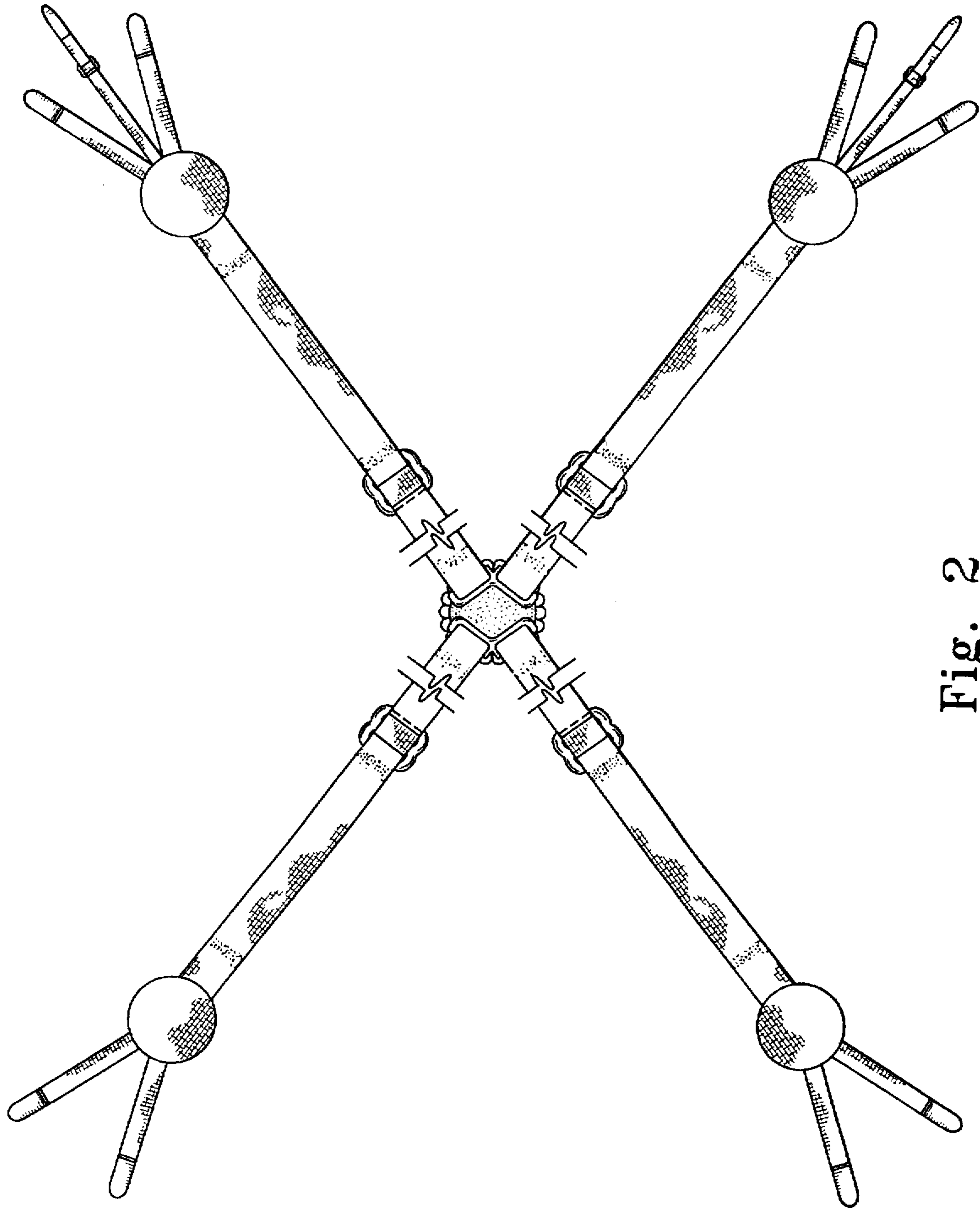


Fig. 2

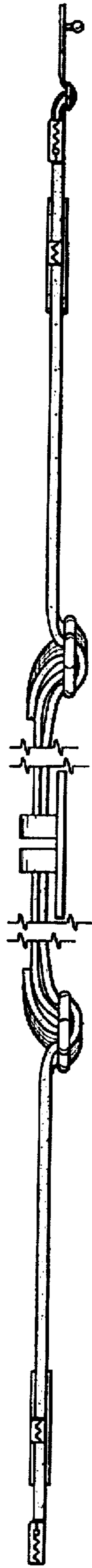


Fig. 3

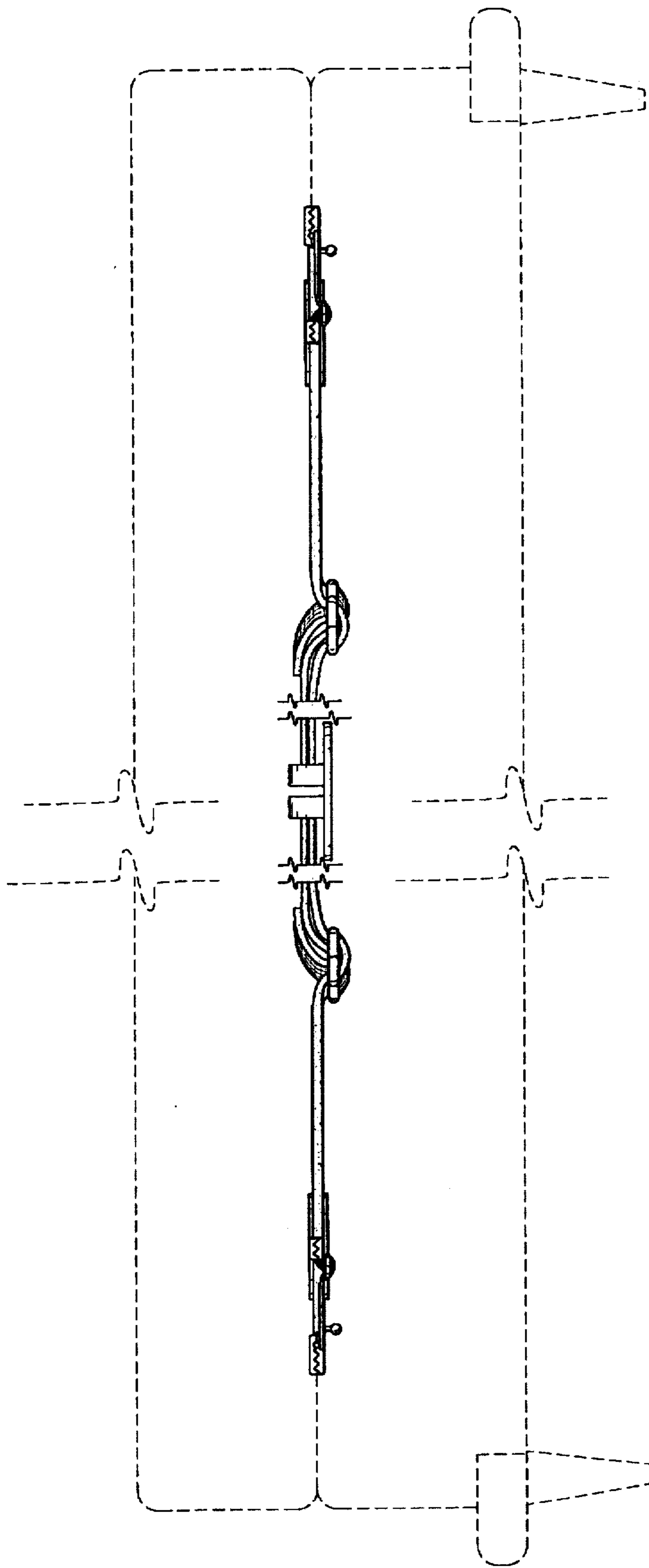


Fig. 4