



US00D387593S

United States Patent [19] Whang

[11] Patent Number: Des. 387,593
[45] Date of Patent: **Dec. 16, 1997

[54] **SHOWER CADDY**

[75] Inventor: **Young-Sik Whang**, Morton Grove, Ill.

[73] Assignee: **Selfix, Inc.**, Chicago, Ill.

[**] Term: **14 Years**

[21] Appl. No.: **64,617**

[22] Filed: **Jan. 7, 1997**

[51] LOC (6) Cl. **07-07**

[52] U.S. Cl. **D6/525**

[58] Field of Search D6/525, 524, 566;
D11/131, 132, 134; 29/88, 106, 113, 119

[56] **References Cited**

U.S. PATENT DOCUMENTS

D. 362,777	10/1995	Emery et al.	D6/525
D. 368,402	4/1996	Emery et al.	D6/525
D. 371,927	7/1996	Bartus et al.	D6/566

D. 372,304	7/1996	Emery et al.	D6/525
D. 376,942	12/1996	Munoz	D6/525

Primary Examiner—Brian N. Vinson

Attorney, Agent, or Firm—Dressler, Rockey, Milnamow & Katz, Ltd.

[57] **CLAIM**

The ornamental design for a shower caddy, as shown and described.

DESCRIPTION

FIG. 1 is a perspective view of a shower caddy, showing my new design;
FIG. 2 is a front elevational view thereof;
FIG. 3 is a rear elevational view thereof;
FIG. 4 is a right side elevational view thereof;
FIG. 5 is a left side elevational view thereof;
FIG. 6 is a top plan view thereof; and,
FIG. 7 is a bottom plan view thereof.

1 Claim, 5 Drawing Sheets

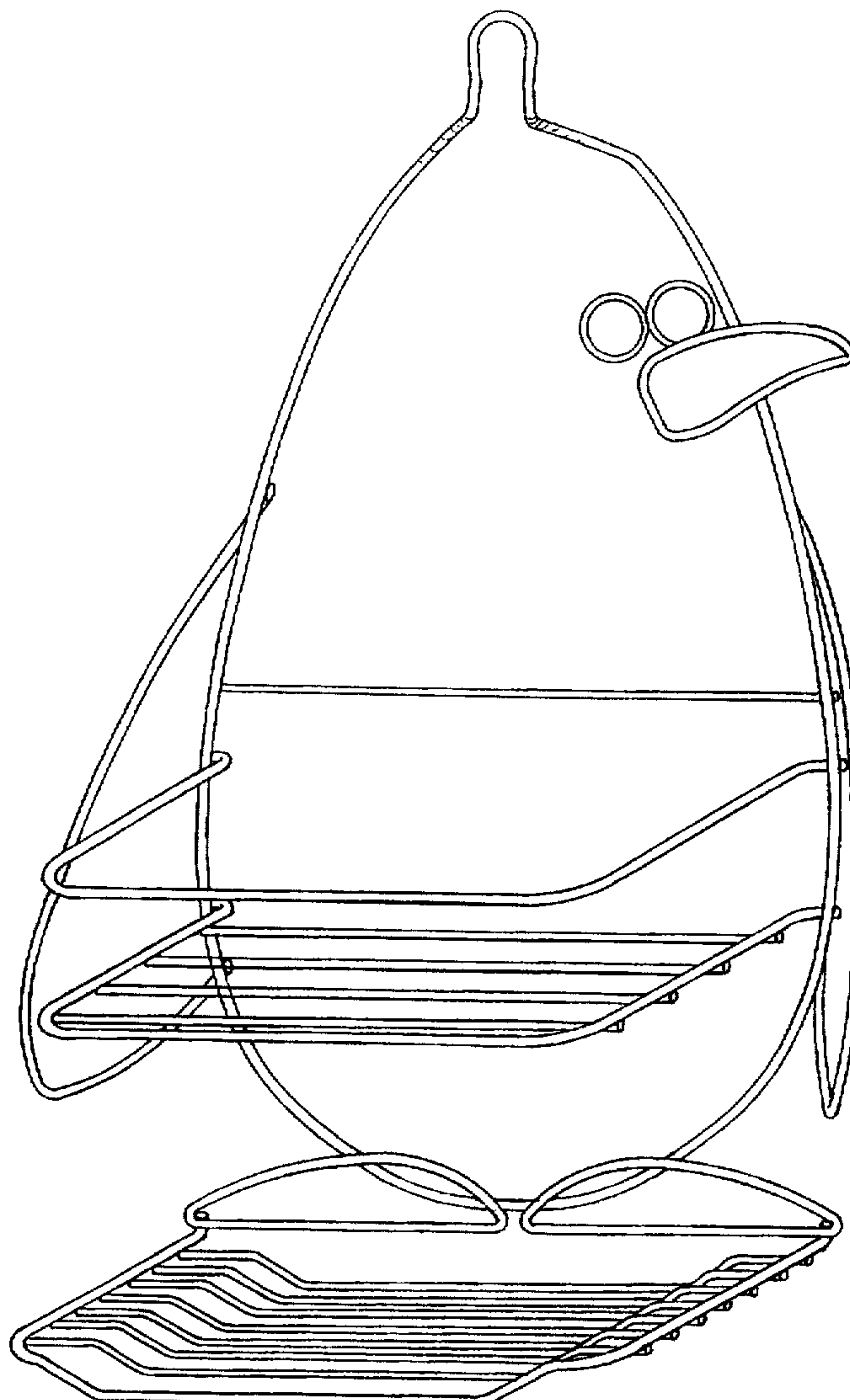


FIG. 1

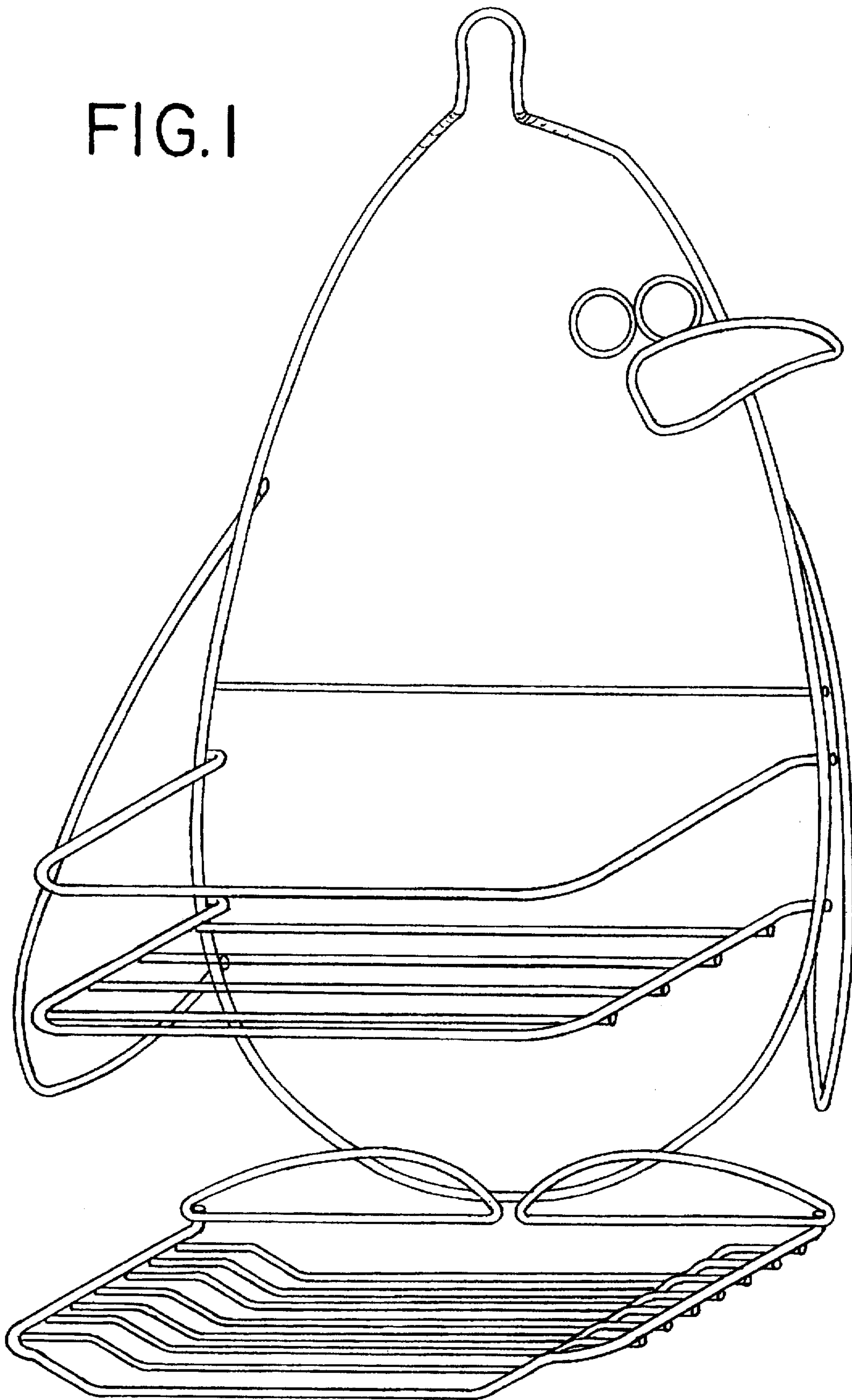


FIG. 2




FIG. 3




FIG. 4

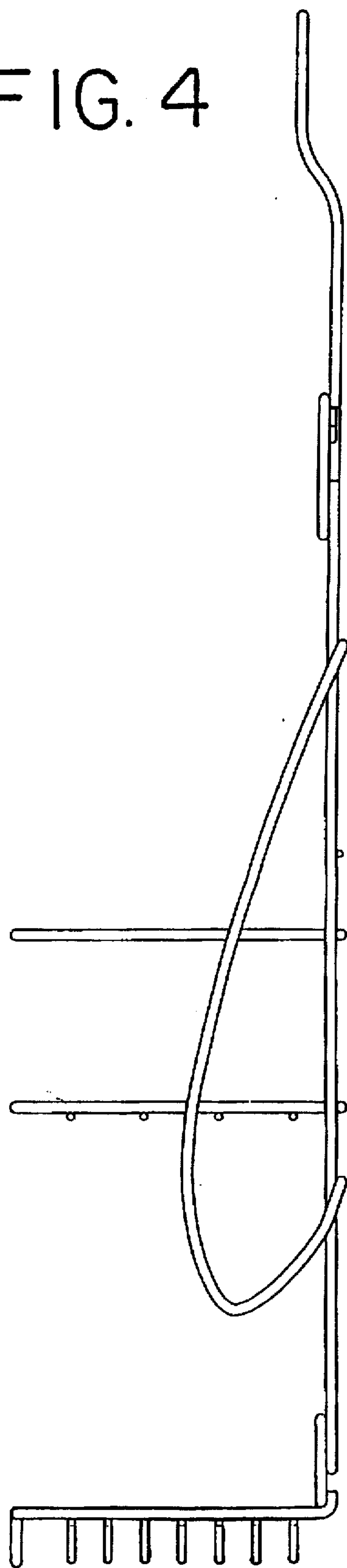


FIG. 5

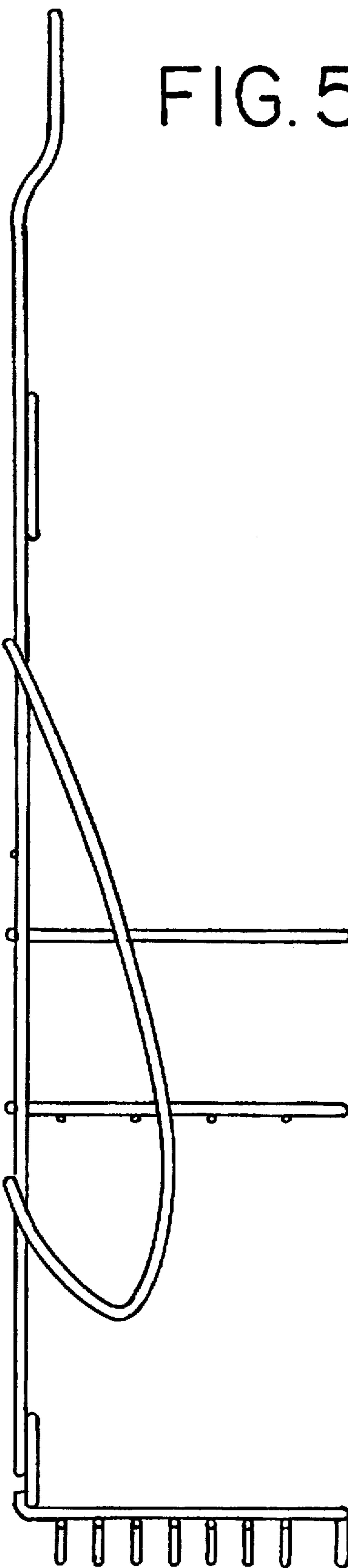


FIG. 6

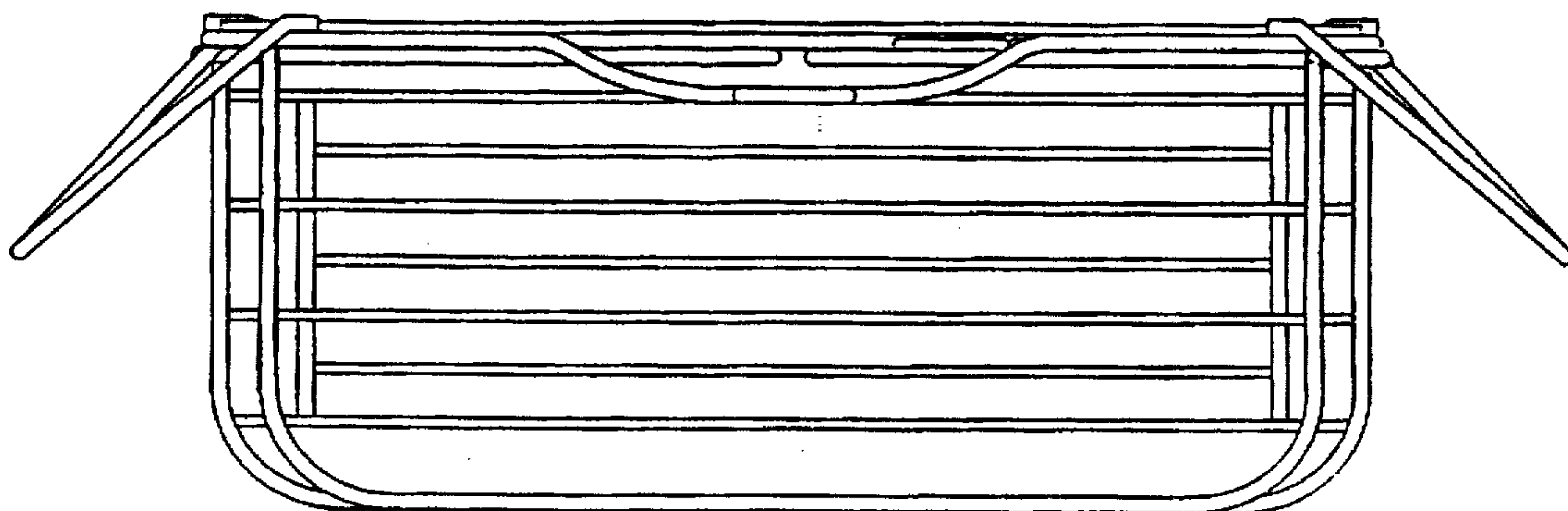


FIG. 7

