



US00D387591S

United States Patent [19]

Hatfield et al.

[11] Patent Number: **Des. 387,591**

[45] Date of Patent: ****Dec. 16, 1997**

[54] **SIDE ELEMENT OF A SHOE UPPER**

[75] Inventors: **Tinker L. Hatfield**, Portland; **Mark J. Smith**, Beaverton, both of Oreg.

[73] Assignee: **Nike, Inc.**, Beaverton, Oreg.

[**] Term: **14 Years**

[21] Appl. No.: **66,351**

[22] Filed: **Feb. 11, 1997**

[51] LOC (6) Cl. **02-99**

[52] U.S. Cl. **D2/972**

[58] Field of Search D2/902, 907, 908,
D2/943, 944, 946, 972, 973, 935, 961,
937; 361/83, 84, 114, 45, 48, 50.1, 3 A;
D6/596, 603-605, 381

D. 382,101 8/1997 Teague .
D. 382,993 9/1997 Clegg et al. D2/972
4,563,785 1/1986 Samelson D6/596 X

OTHER PUBLICATIONS

Nike Fall 1997 Footwear Catalog, pp. 146, 147, 148, 169,
published Dec. 1996.
Nike Late Spring 1997 Footwear Catalog, pp. 11, 77, 158,
published Sep. 1996.
Nike Fall 1989 Footwear Catalog, p. 58, published Dec.
1988.

Primary Examiner—Dominic Simone
Attorney, Agent, or Firm—Banner & Witcoff, Ltd.

[57] CLAIM

The ornamental design for a side element of a shoe upper, as shown and described.

[56] References Cited

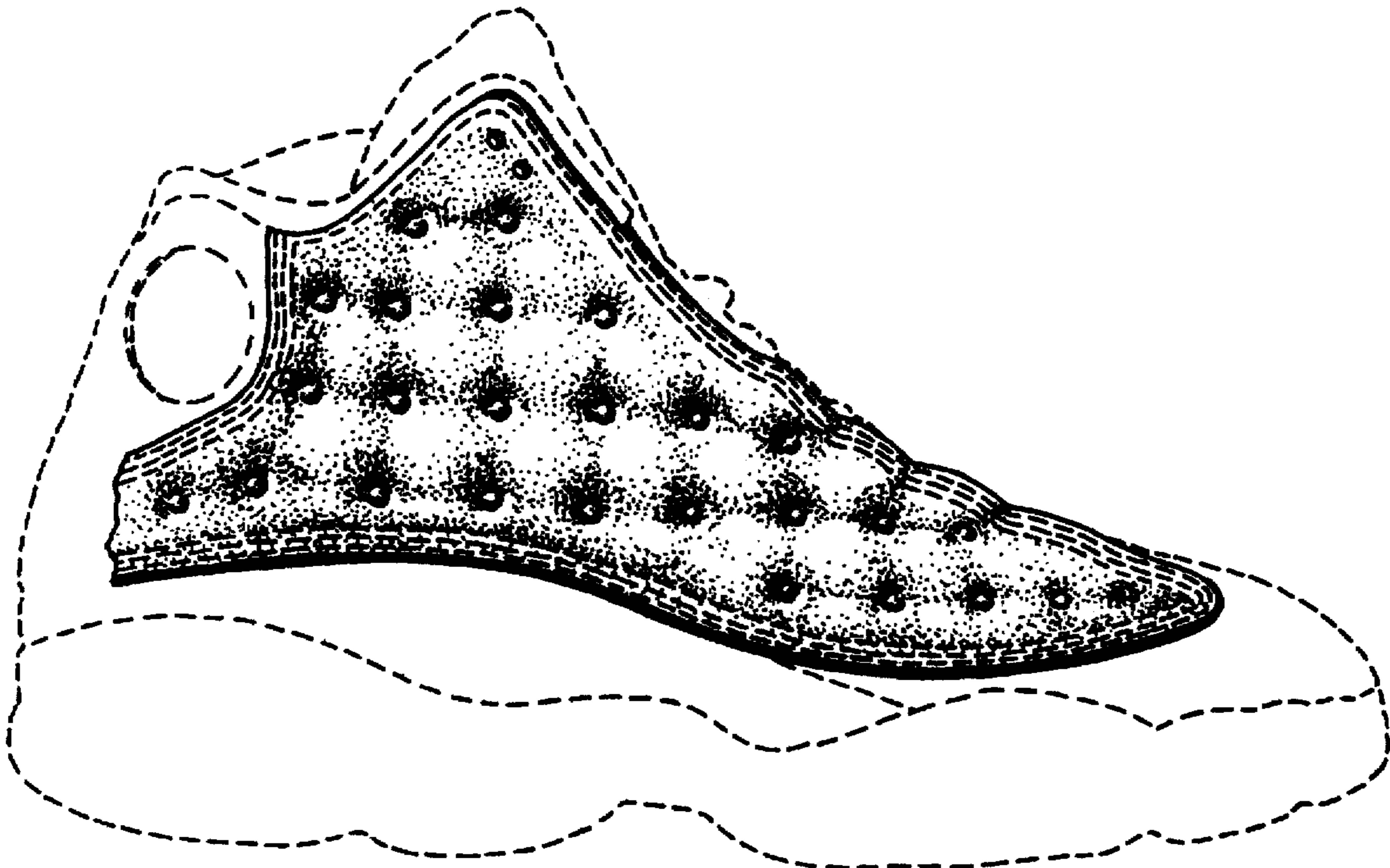
U.S. PATENT DOCUMENTS

D. 108,622	3/1938	Johnson	D6/604
D. 187,638	4/1960	Kelley	D6/604
D. 225,800	1/1973	Fisher	D6/334
D. 297,588	9/1988	Gerber et al.	.	
D. 299,886	2/1989	Brown et al.	.	
D. 300,782	4/1989	Brown et al.	.	
D. 301,387	6/1989	Diaz et al.	.	
D. 335,389	5/1993	Hatfield et al.	.	
D. 336,148	6/1993	Adams	.	
D. 345,249	3/1994	Sell, Jr.	D2/961
D. 347,109	5/1994	Avar	.	
D. 364,034	11/1995	Lee et al.	D2/961
D. 376,720	12/1996	Thode et al.	D6/603

DESCRIPTION

FIG. 1 is a side elevational view of a shoe upper showing our new design;
FIG. 2 is a top plan view of the side element of a shoe upper shown in FIG. 1;
FIG. 3 is a front elevational view of the side element of a shoe upper shown in FIG. 1; and,
FIG. 4 is a rear elevational view of the side element of a shoe upper shown in FIG. 1.
The broken line showing of the remainder of the shoe is for illustration purposes only and forms no part of the claimed design.

1 Claim, 2 Drawing Sheets






FIG. 1

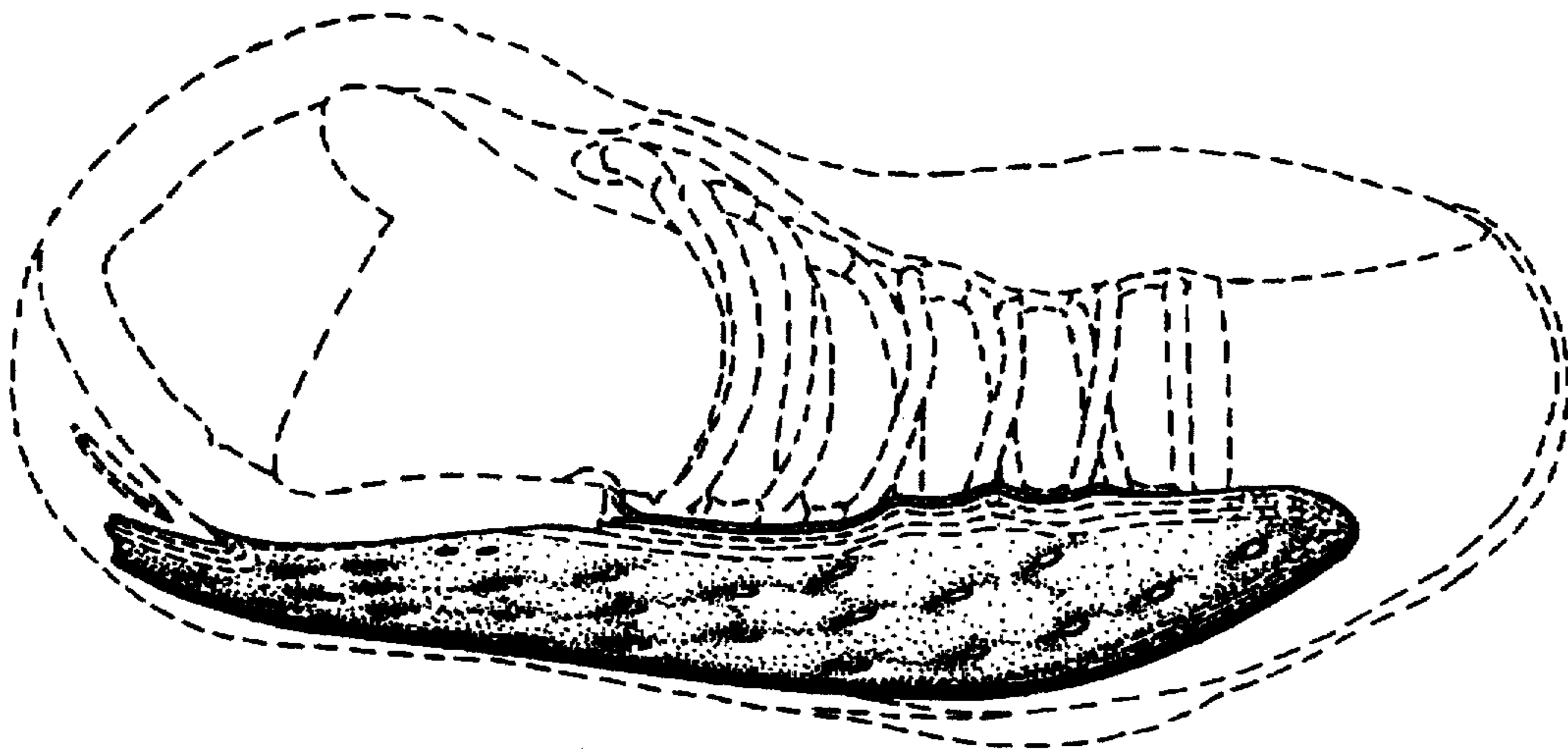


FIG. 2

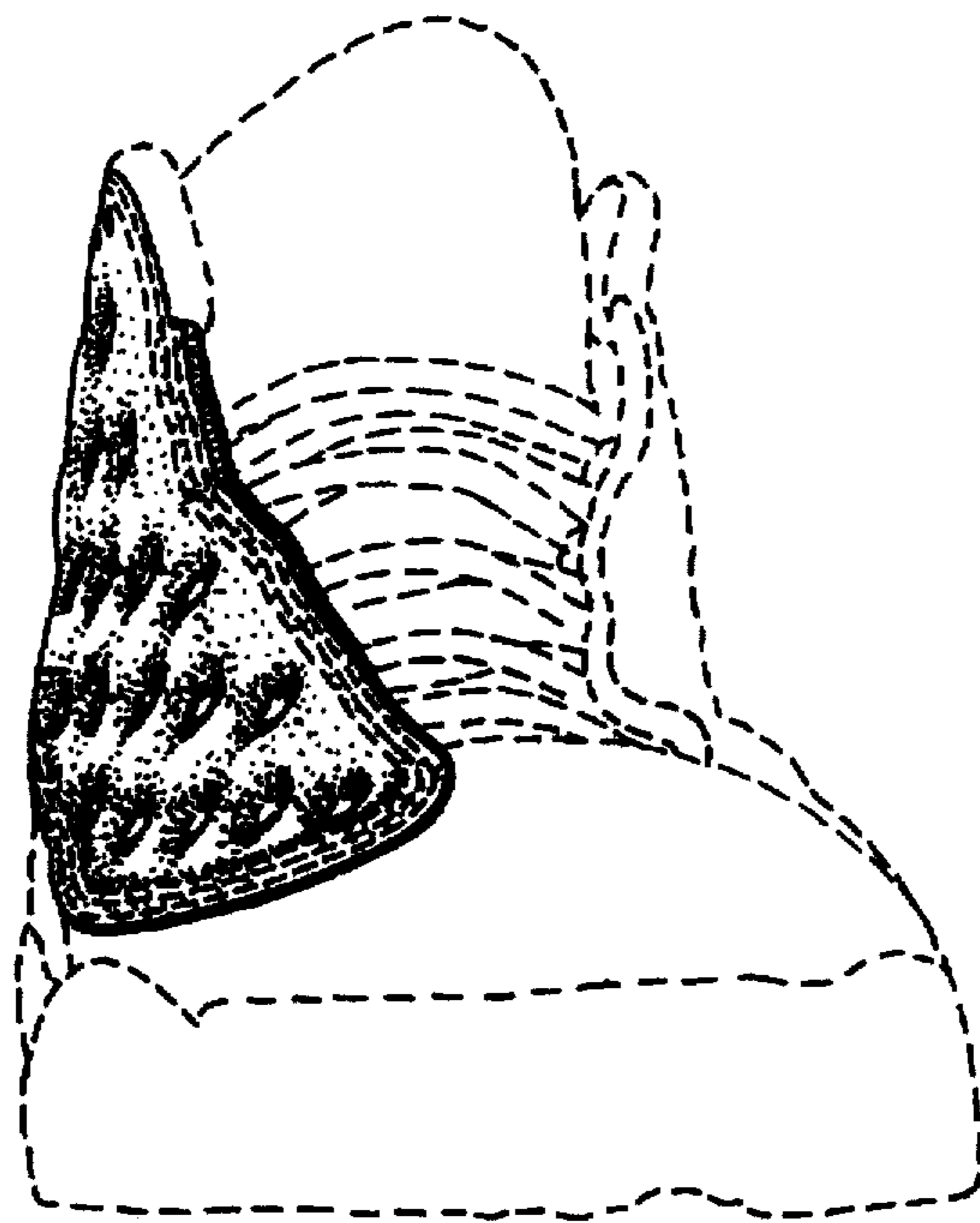


FIG. 3

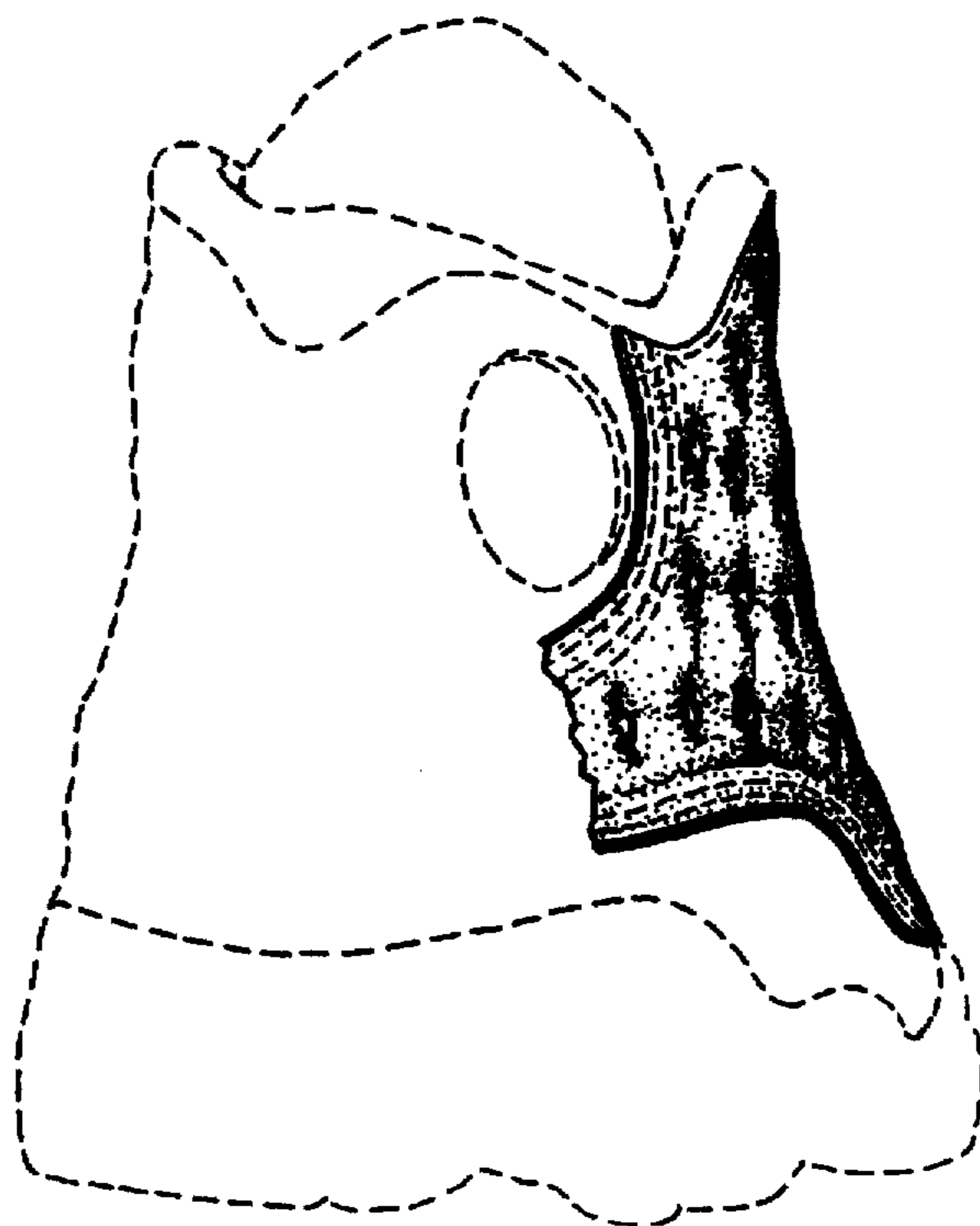


FIG. 4