



US00D387578S

# United States Patent [19] Caya

[11] Patent Number: **Des. 387,578**

[45] Date of Patent: **\*\*Dec. 16, 1997**

[54] **TELEPHONE BOOTH**

[75] Inventor: **Jacques Caya**, Drummondville, Canada

[73] Assignee: **Industries Jaro Inc.**,  
St-Charles-de-Drummond, Canada

[\*\*] Term: **14 Years**

[21] Appl. No.: **62,477**

[22] Filed: **Nov. 15, 1996**

[30] **Foreign Application Priority Data**

Oct. 10, 1996 [CA] Canada ..... 19962341

[51] LOC (6) Cl. .... **06-04**

[52] U.S. Cl. .... **D6/421**

[58] Field of Search ..... D6/421, 474; D14/146;  
D25/16; 52/27, 27.5, 28, 79.1, 79.4; 379/143,  
146, 155, 149, 428, 440

[56] **References Cited**

**U.S. PATENT DOCUMENTS**

D. 133,434 8/1942 Graham ..... D6/474

D. 273,637	5/1984	Benedetti et al. ....	D6/421
D. 302,496	8/1989	Tingley .....	D6/421
D. 319,550	9/1991	Nichols et al. ....	D6/421
D. 355,989	3/1995	Raynor .....	D6/421
4,254,308	3/1981	Blomeyer et al. ....	379/143

*Primary Examiner*—Carmen H. Vales-Lado  
*Attorney, Agent, or Firm*—Robic

[57] **CLAIM**

The ornamental design for a telephone booth, as shown and described.

**DESCRIPTION**

FIG. 1 is a perspective view of a telephone booth, showing my new design;

FIG. 2 is a front elevational view thereof;

FIG. 3 is a side elevational view, the opposite side being a mirror image thereof; and,

FIG. 4 is a top plan view thereof.

**1 Claim, 4 Drawing Sheets**



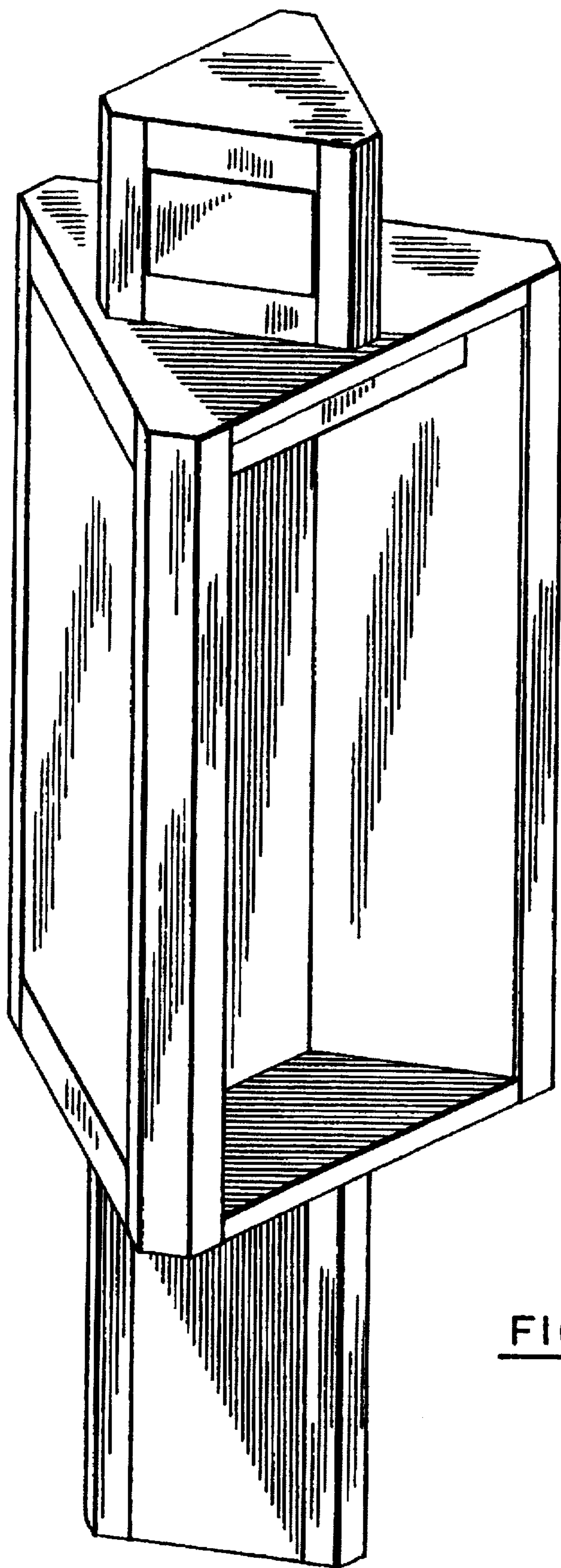


FIG. 1




FIG. 2

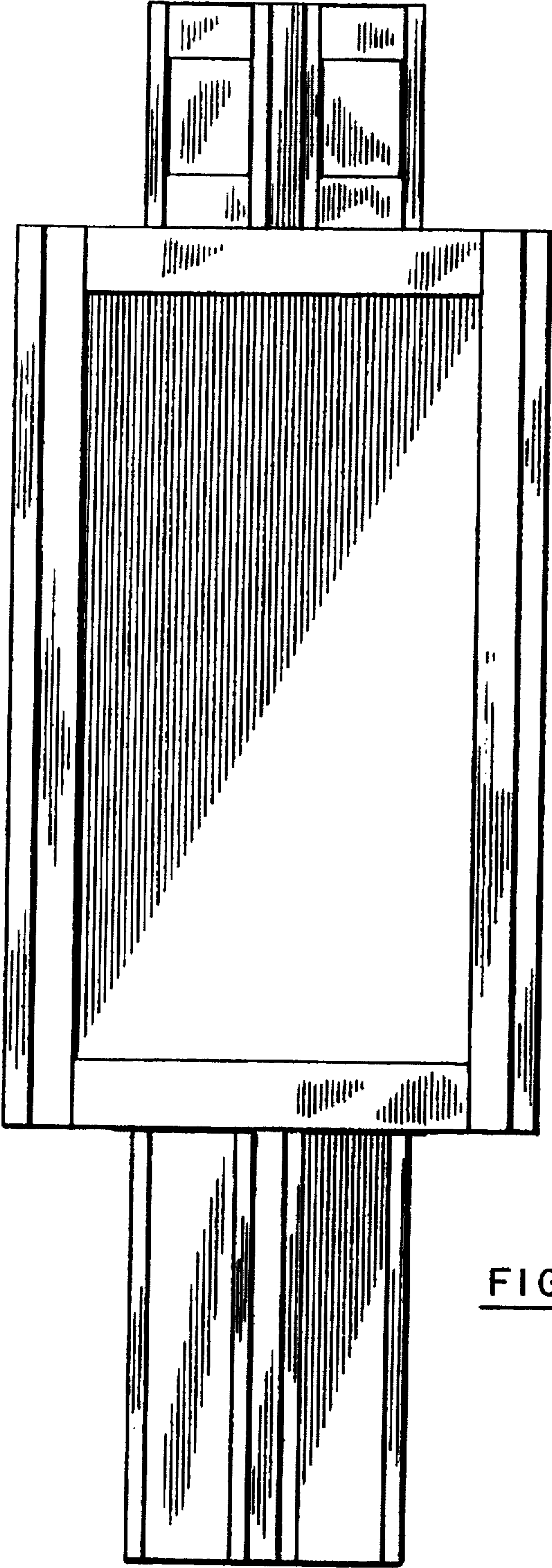


FIG. 3

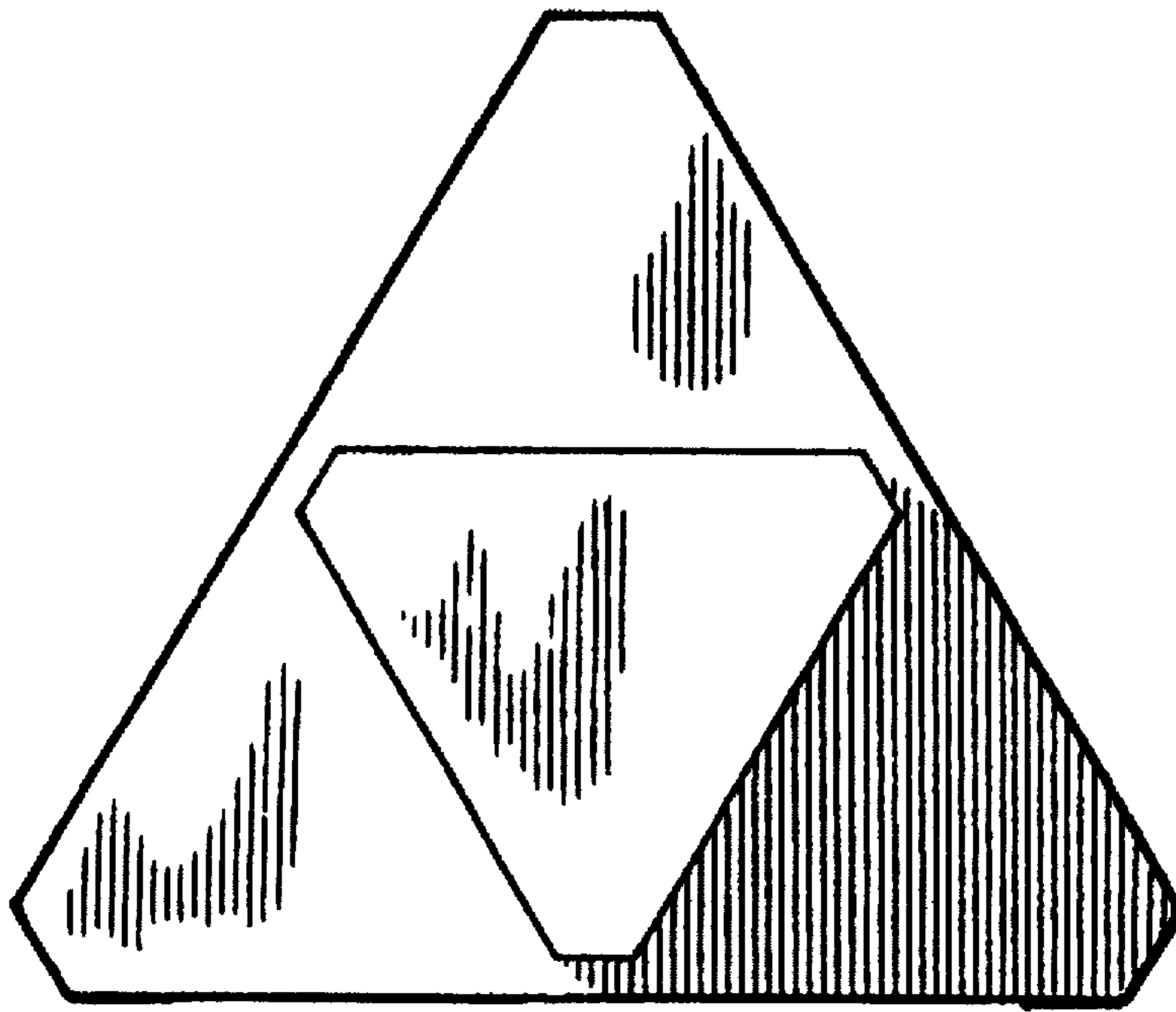


FIG. 4