



US00D387577S

# United States Patent [19] Caya

[11] Patent Number: **Des. 387,577**  
[45] Date of Patent: **\*\*Dec. 16, 1997**

[54] TELEPHONE BOOTH  
[75] Inventor: **Jacques Caya**, Drummondville, Canada  
[73] Assignee: **Industries Jaro Inc.**,  
St-Charles-de-Drummond, Canada  
[\*\*] Term: **14 Years**

D. 273,637 5/1984 Benedetti et al. .... D6/421  
D. 302,496 8/1989 Tingley ..... D6/421  
D. 319,550 9/1991 Nichols et al. .... D6/421  
D. 355,989 3/1995 Raynor ..... D6/421  
4,254,308 3/1981 Blomeyer et al. .... 379/143

*Primary Examiner*—Carmen H. Vales-Lado  
*Attorney, Agent, or Firm*—Robic

[21] Appl. No.: **62,476**  
[22] Filed: **Nov. 15, 1996**  
[30] Foreign Application Priority Data

[57] CLAIM  
The ornamental design for a telephone booth, as shown and described.


Oct. 10, 1996 [CA] Canada ..... 1996-2343  
[51] LOC (6) Cl. .... **06-04**  
[52] U.S. Cl. .... **D6/421**  
[58] Field of Search ..... D6/421, 474; D14/146;  
D25/16; 52/27, 27.5, 28, 79.1, 79.4; 379/143,  
146, 155, 419, 428, 440

### DESCRIPTION

FIG. 1 is a perspective view of a telephone booth, showing my new design;  
FIG. 2 is a front elevational view thereof;  
FIG. 3  
FIG. 3 is a side elevational view, the opposite side being a mirror image thereof; and,  
FIG. 4 is a top plan view thereof.

[56] References Cited  
U.S. PATENT DOCUMENTS  
D. 133,434 8/1942 Graham ..... D6/474

1 Claim, 4 Drawing Sheets






FIG. 1




FIG. 2




FIG. 3

FIG. 4

