



US00D387574S

United States Patent [19]

[11] Patent Number: Des. 387,574

Natuzzi et al.

[45] Date of Patent: **Dec. 16, 1997

[54] SEAT

[75] Inventors: Pasquale Natuzzi, Santeramo In Colle; Arcangelo Scarati, Talsano, both of Italy

[73] Assignee: Industrie Natuzzi, Spa, Bari, Italy

[**] Term: 14 Years

[21] Appl. No.: 52,142

[22] Filed: Mar. 25, 1996

[51] LOC (6) Cl. 06-01

[52] U.S. Cl. D6/381; D6/334

[58] Field of Search D6/334, 335, 364, D6/371, 373, 381, 500, 501, 502; 297/232, 445.1

[56] References Cited

U.S. PATENT DOCUMENTS

D. 349,613	8/1994	Greene	D6/381
D. 351,954	11/1994	Gera	D6/381
D. 353,062	12/1994	Natuzzi et al.	D6/381
D. 360,541	7/1995	Natuzzi et al.	D6/381
D. 361,909	9/1995	Natuzzi et al.	D6/381
D. 362,560	9/1995	Natuzzi et al.	D6/381
D. 368,600	4/1996	Riboldi	D6/381

OTHER PUBLICATIONS

Natuzzi Model 1015, Apr. 1993 at International Home Furnishings Market in High Point, North Carolina.
 Natuzzi Model 1028 (Sectional), Apr. 1993 at International Home Furnishings Market in High Point, North Carolina.
 Natuzzi Model 1028, Apr. 1993 at International Home Furnishings Market in High Point, North Carolina.
 Natuzzi Model 1034, Apr. 1993 at International Home Furnishings Market in High Point, North Carolina.

Natuzzi Model 1066, Oct. 1993 at International Home Furnishings Market in High Point, North Carolina.
 Natuzzi Model 1068, Oct. 1993 at International Home Furnishings Market in High Point, North Carolina.
 Natuzzi Model 1087, Oct. 1993 at International Home Furnishings Market in High Point, North Carolina.
 Natuzzi Model 1098, Oct. 1993 at International Home Furnishings Market in High Point, North Carolina.
 Natuzzi Model 1105, Oct. 1993 at International Home Furnishings Market in High Point, North Carolina.

Primary Examiner—Gary D. Watson
 Attorney, Agent, or Firm—Bell, Seltzer, Park, & Gibson, P.A.


[57] CLAIM

The ornamental design for a seat, as shown and described.

DESCRIPTION

FIG. 1 is a front perspective view of a seat showing our new design in the form of a sofa;
 FIG. 2 is a front elevational view thereof;
 FIG. 3 is a top plan view thereof;
 FIG. 4 is a right side elevational view, the left side being a mirror image thereof;
 FIG. 5 is a front elevational view of a seat showing our new design in the form of a loveseat;
 FIG. 6 is a rear perspective view thereof; and
 FIG. 7 is a front elevational view of a seat showing our new design in the form of a chair.
 The broken lines shown herein are for illustrative purposes only and form no part of the claimed design.
 The rear views of FIGS. 1 and 7 are like FIG. 6, the difference being a matter of length.
 The end views of FIGS. 5 and 7 are like that shown FIG. 4.
 FIGS. 1 and 6 have been shown on an enlarged scale with respect to the other views.

1 Claim, 3 Drawing Sheets






FIG. 1.




FIG. 2.



FIG. 3.




FIG. 4.

FIG. 5.





FIG. 6.




FIG. 7.