



US00D387569S

United States Patent [19]
Goodman et al.

[11] **Patent Number:** **Des. 387,569**
[45] **Date of Patent:** ****Dec. 16, 1997**

- [54] **HOOK**
- [75] **Inventors:** **Sheldon H. Goodman**, 30905 Stratford, Solon, Ohio 44139; **Harold A. Goodman**, Orange Village, Ohio
- [73] **Assignee:** **Sheldon H. Goodman**, Solon, Ohio
- [**] **Term:** **14 Years**
- [21] **Appl. No.:** **51,244**
- [22] **Filed:** **Mar. 6, 1996**
- [51] **LOC (6) Cl.** **06-08**
- [52] **U.S. Cl.** **D6/323; D8/372**
- [58] **Field of Search** **D6/315, 320, 323, D6/317; D8/372; 211/87, 106; 248/303, 304**

- D. 355,842 2/1995 Goodman et al. D6/323
- D. 357,403 4/1995 Goodman et al. D8/372

Primary Examiner—Sandra L. Morris
Attorney, Agent, or Firm—Pearne, Gordon, McCoy & Granger LLP

[57] **CLAIM**

The ornamental design for a hook, as shown and described.

DESCRIPTION

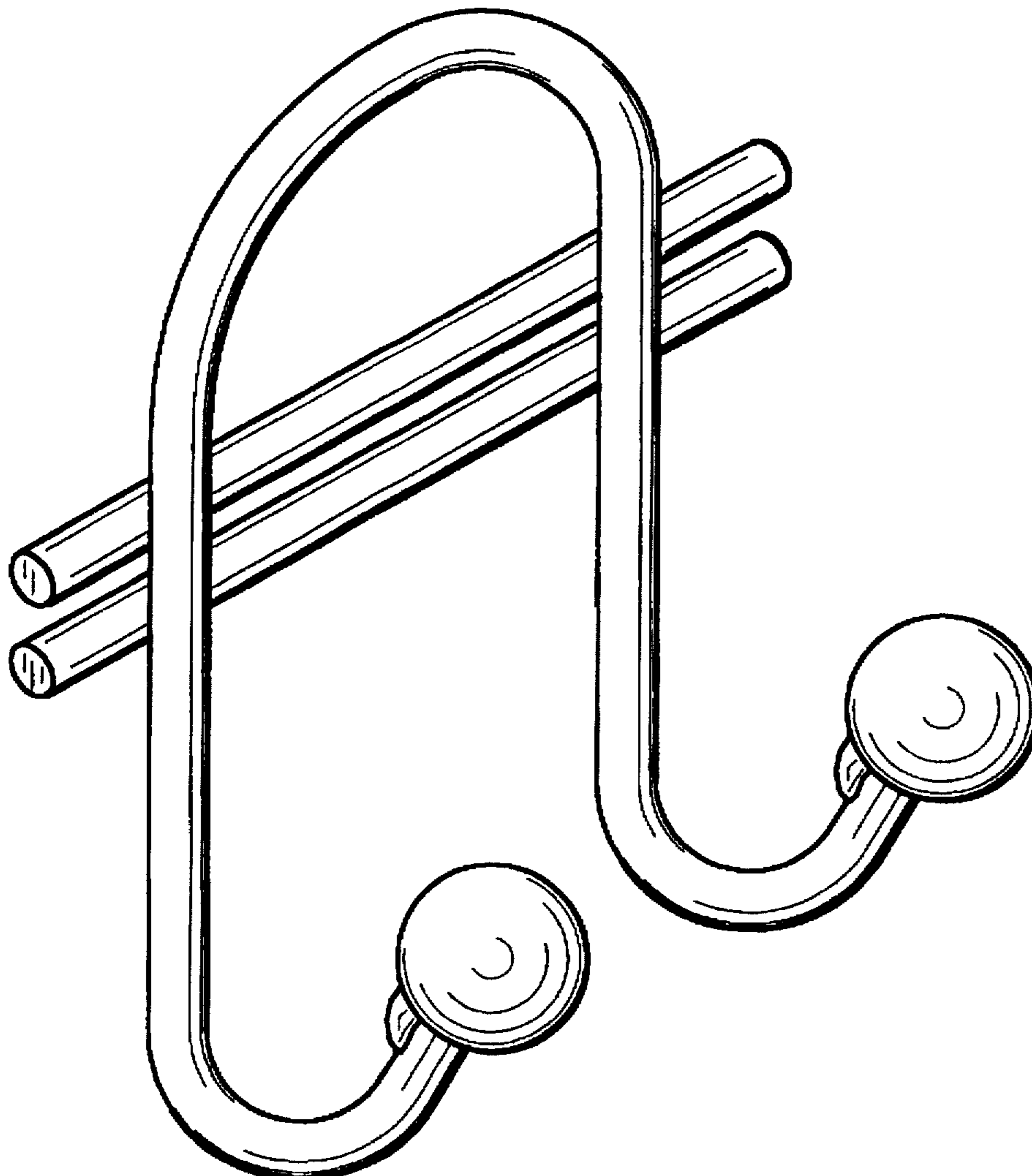
FIG. 1 is a left side, top and front perspective view of a hook, showing our new design;
FIG. 2 is front elevational view thereof;
FIG. 3 is a left side elevational view thereof, the right side elevational view being a mirror image;
FIG. 4 is a top plan view thereof;
FIG. 5 is a bottom plan view thereof; and,
FIG. 6 is a rear elevational view thereof.
FIGS. 2–6 are shown on a reduced scale.

[56] **References Cited**

U.S. PATENT DOCUMENTS

- D. 326,564 6/1992 Emery D6/323

1 Claim, 2 Drawing Sheets



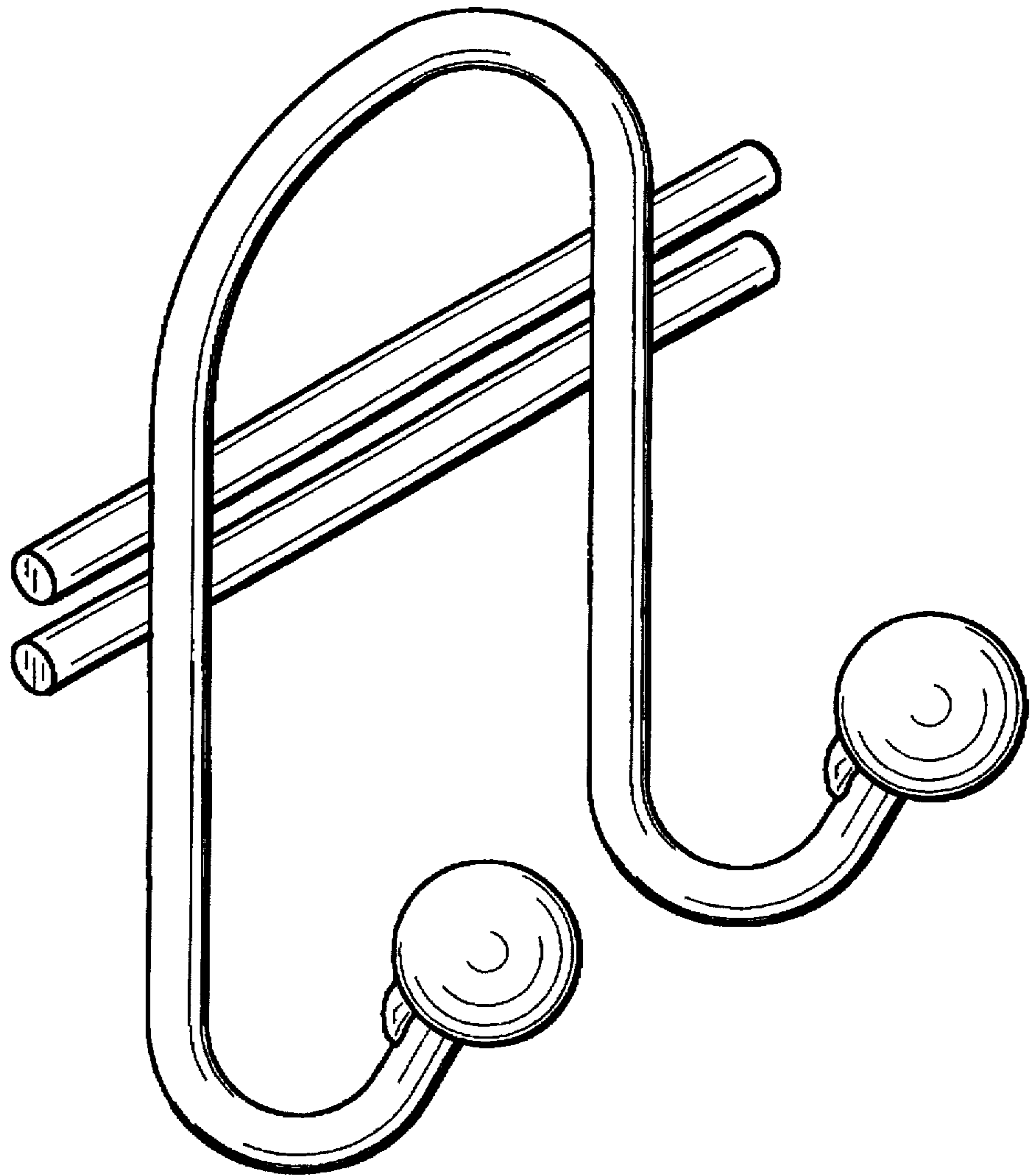


Fig. 1




Fig. 4

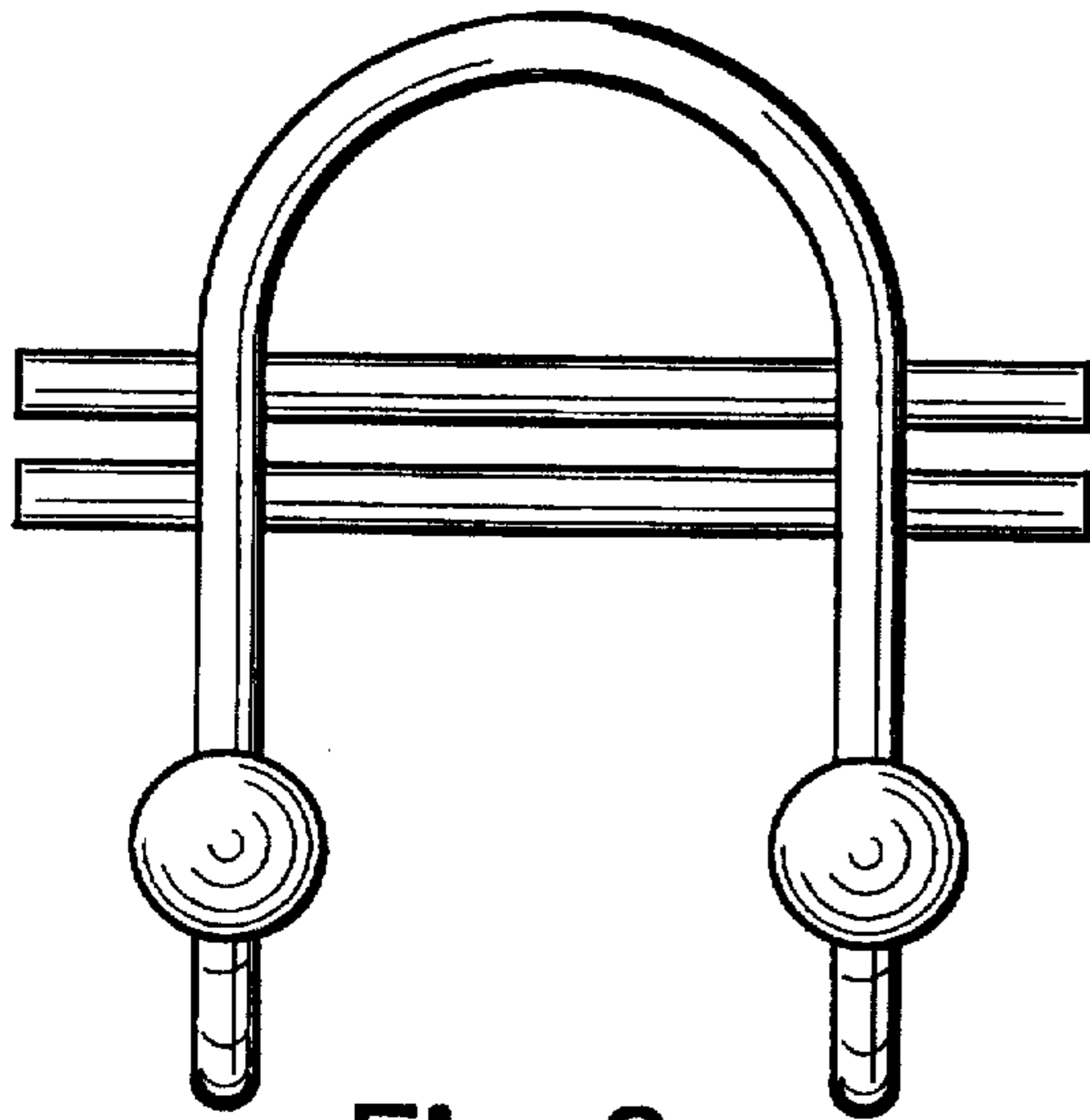


Fig. 2




Fig. 3




Fig. 5




Fig. 6