



US00D387567S

United States Patent [19] Queen

[11] Patent Number: **Des. 387,567**

[45] Date of Patent: ****Dec. 16, 1997**

[54] PATENT DOCUMENT DISPLAY CASE

[76] Inventor: **Frankie A. R. Queen**, 221 Three Oaks Dr., Lawrenceville, Ga. 30245

[**] Term: **14 Years**

[21] Appl. No.: **62,211**

[22] Filed: **Nov. 12, 1996**

[51] LOC (6) Cl. **06-07**

[52] U.S. Cl. **D6/300; D11/132**

[58] Field of Search **D6/300-303, 309-314; D11/132; 40/700, 718, 725, 745, 765, 780, 781, 789, 798**

[56] References Cited

U.S. PATENT DOCUMENTS

D. 144,436	4/1946	Ylitalo	D6/303
D. 307,520	5/1990	Ilaria et al.	D6/300
D. 372,590	8/1996	Mann et al.	D6/300
481,333	8/1892	Reinfeld	40/745

OTHER PUBLICATIONS

Turner Mfg. Co., p.55-2, #4492 mirror at top right.

Primary Examiner—Janice E. Seeger

Attorney, Agent, or Firm—Thomas, Kayden, Horstemeyer & Risley

[57] CLAIM

The ornamental design for patent document display case, as shown and described.

DESCRIPTION

FIG. 1 is a perspective illustration view of the patent document display case;

FIG. 2 is a side elevational view thereof, with the opposite side being a mirror image;

FIG. 3 is a front view thereof;


FIG. 4 is a top view thereof;

FIG. 5 is a bottom view thereof; and,

FIG. 6 is a back view thereof.

The broken lines are for environmental purposes only and form no part of the claimed design.

1 Claim, 3 Drawing Sheets






FIG. 1




FIG. 2

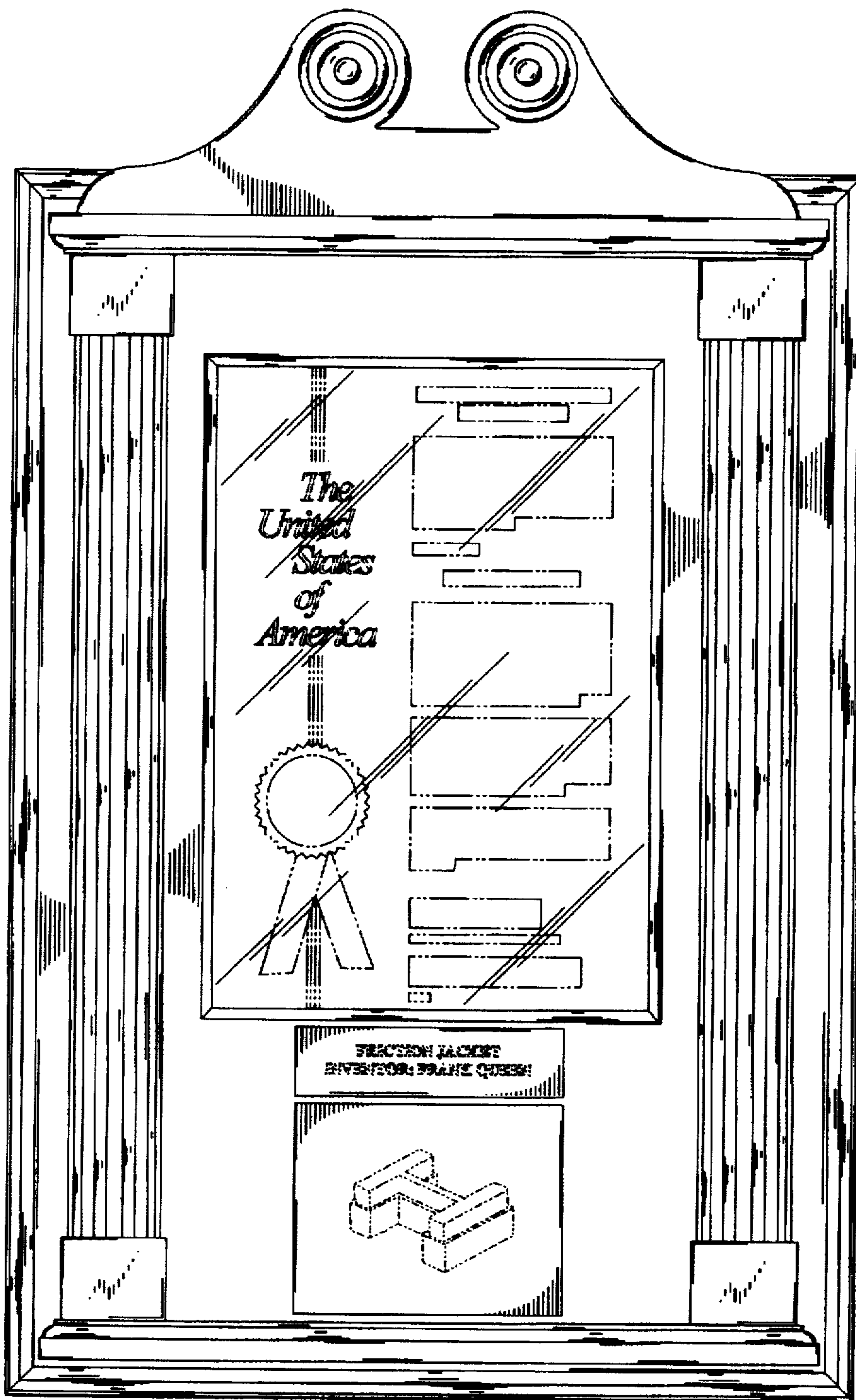


FIG. 3




FIG. 4

FIG. 5

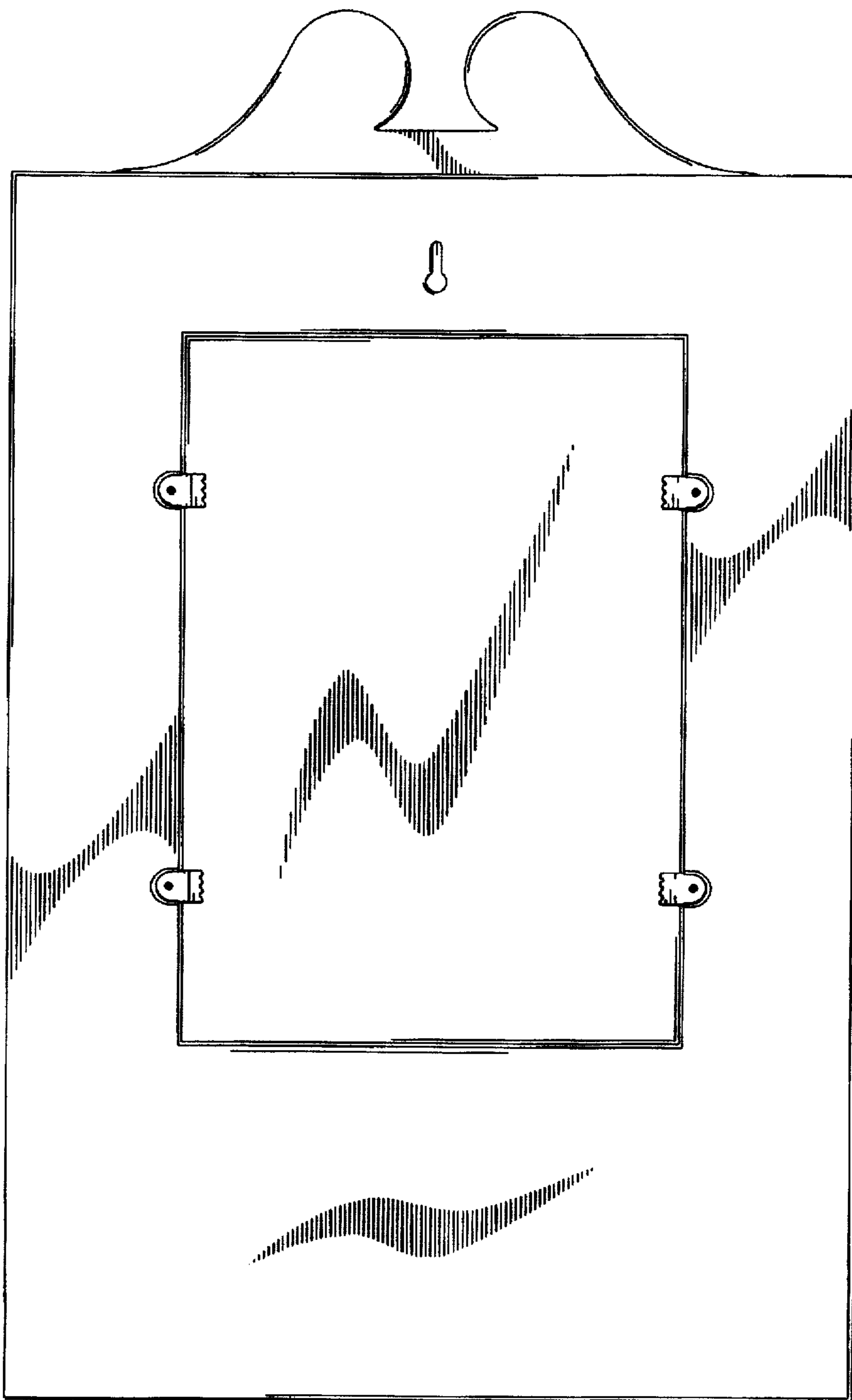



FIG. 6