



US00D387566S

**United States Patent** [19]  
**Celentano et al.**

[11] **Patent Number:** **Des. 387,566**  
[45] **Date of Patent:** **\*\*Dec. 16, 1997**

[54] **PICTURE FRAME**  
[75] **Inventors:** **Linda Celentano**, Fort Lee, N.J.;  
                  **Laura Lisa Smith**, New York, N.Y.  
[73] **Assignee:** **Nambe Mills, Inc.**, Sante Fe, N. Mex.  
[\*\*] **Term:**       **14 Years**  
[21] **Appl. No.:** **52,341**  
[22] **Filed:**       **Mar. 28, 1996**  
[51] **LOC (6) Cl.** ..... **06-07**  
[52] **U.S. Cl.** ..... **D6/300**  
[58] **Field of Search** ..... **D6/300, 303, 308-314;**  
                                  **40/700, 711, 714, 716, 720, 737, 738, 761-764,**  
                                  **790, 798, 800; 248/441.1**

[56]               **References Cited**

**U.S. PATENT DOCUMENTS**

D. 280,469	9/1985	Heyman t al.	.....	D6/314
D. 358,716	5/1995	Chenevert	.....	D6/300
3,694,947	10/1972	Mukai et al.	.....	40/771
3,779,504	12/1973	Schwartz et al.	.....	248/441.1
4,192,905	3/1980	Scheibal	.....	D6/300 X

**OTHER PUBLICATIONS**

Gifts and Decorative Accessories, p. 105, May 1983, frame  
at top center.  
Gifts and Decorative Accessories, p. 132, Dec. 1984, frame  
at top left.

*Primary Examiner*—Janice E. Seeger  
*Attorney, Agent, or Firm*—Brinks Hofer Gilson & Lione

[57]               **CLAIM**

The ornamental design for a picture frame, as shown and  
described.

**DESCRIPTION**

FIG. 1 is a view from the front of a picture frame showing  
our new design comprising a bowed frame member and a  
resilient picture backing member;  
FIG. 2 is a view from above the picture frame of FIG. 1  
showing our new design, the view from below the picture  
frame being substantially identical; and,  
FIG. 3 is a view of the picture frame of FIGS. 1 and 2 from  
the side showing our new design, the view from the other  
side being substantially identical;  
FIG. 4 is a front view of another embodiment of a picture  
frame showing our new design comprising a bowed frame  
member and a resilient picture backing member; and,  
FIG. 5 is a view from above the picture frame of FIG. 4  
showing our new design; and,  
FIG. 6 is a view of the picture frame of FIGS. 4 and 5 from  
the side showing our new design, the view from the other  
side being substantially identical.

**1 Claim, 2 Drawing Sheets**

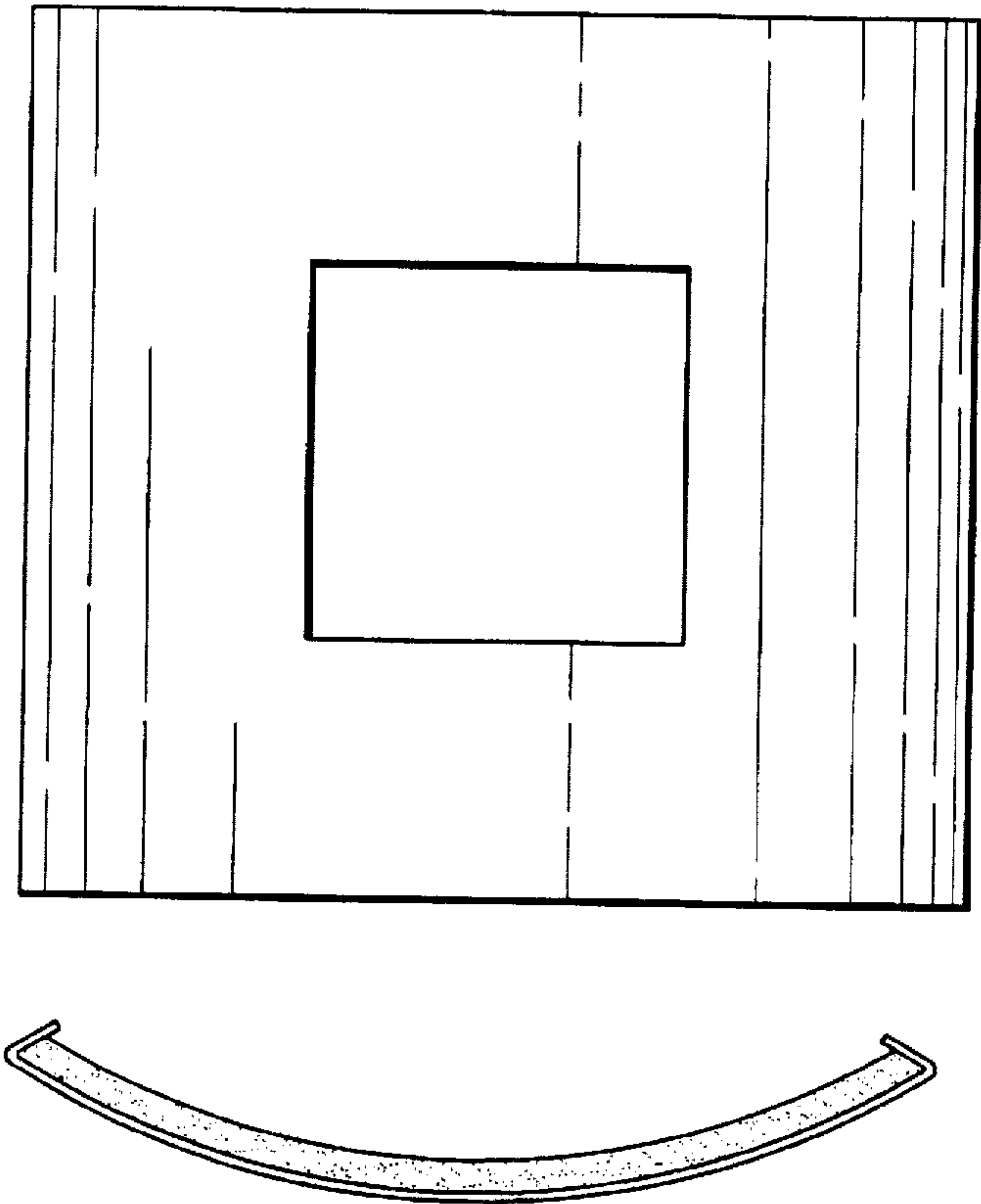




Fig. 2

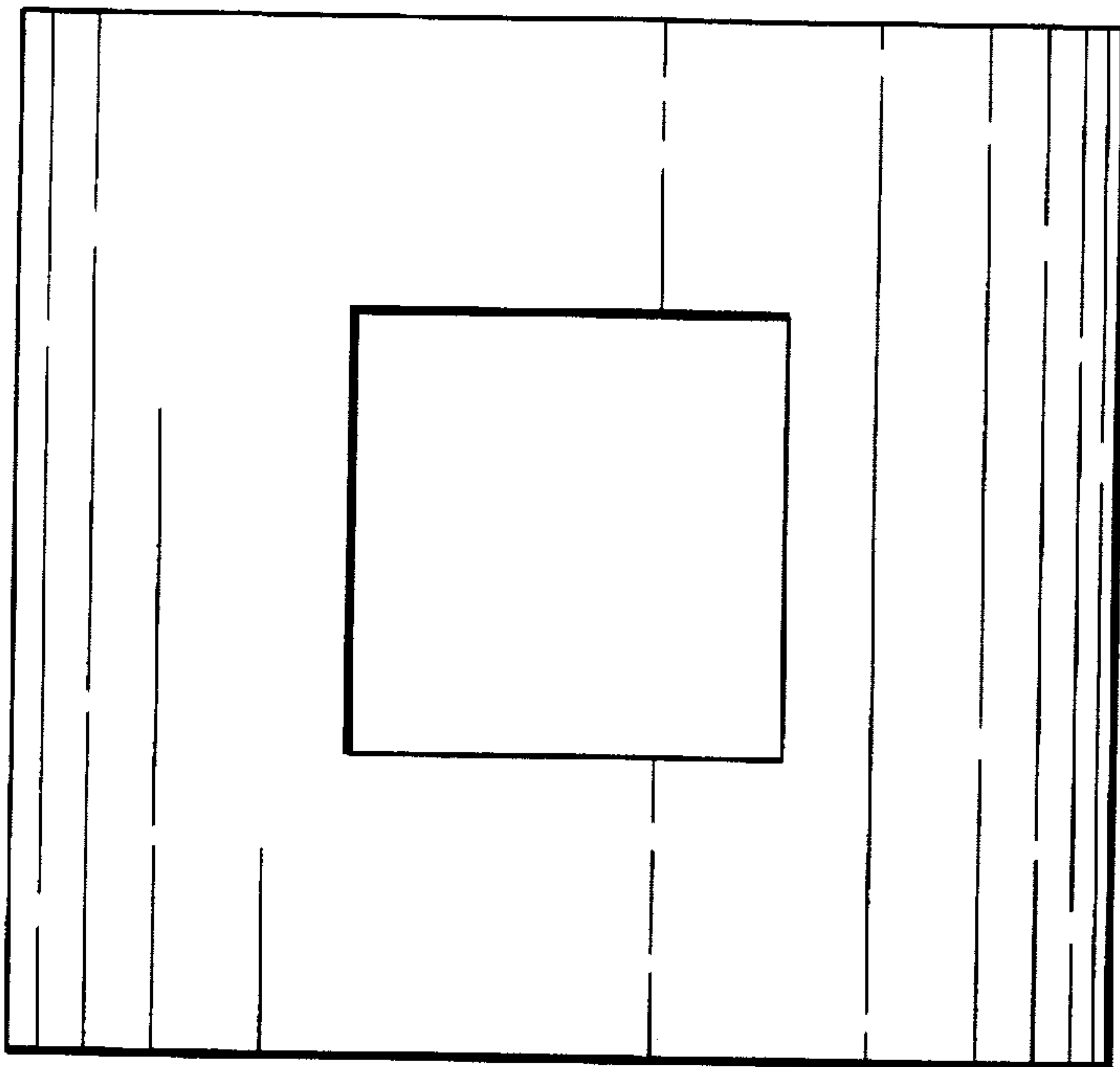


Fig. 1




Fig. 3

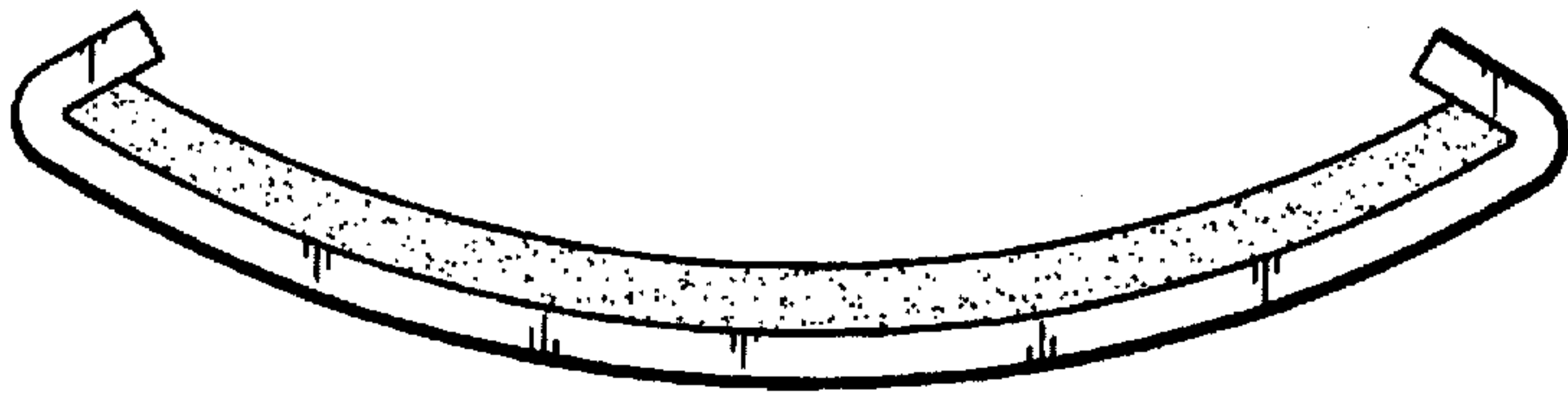


Fig. 4

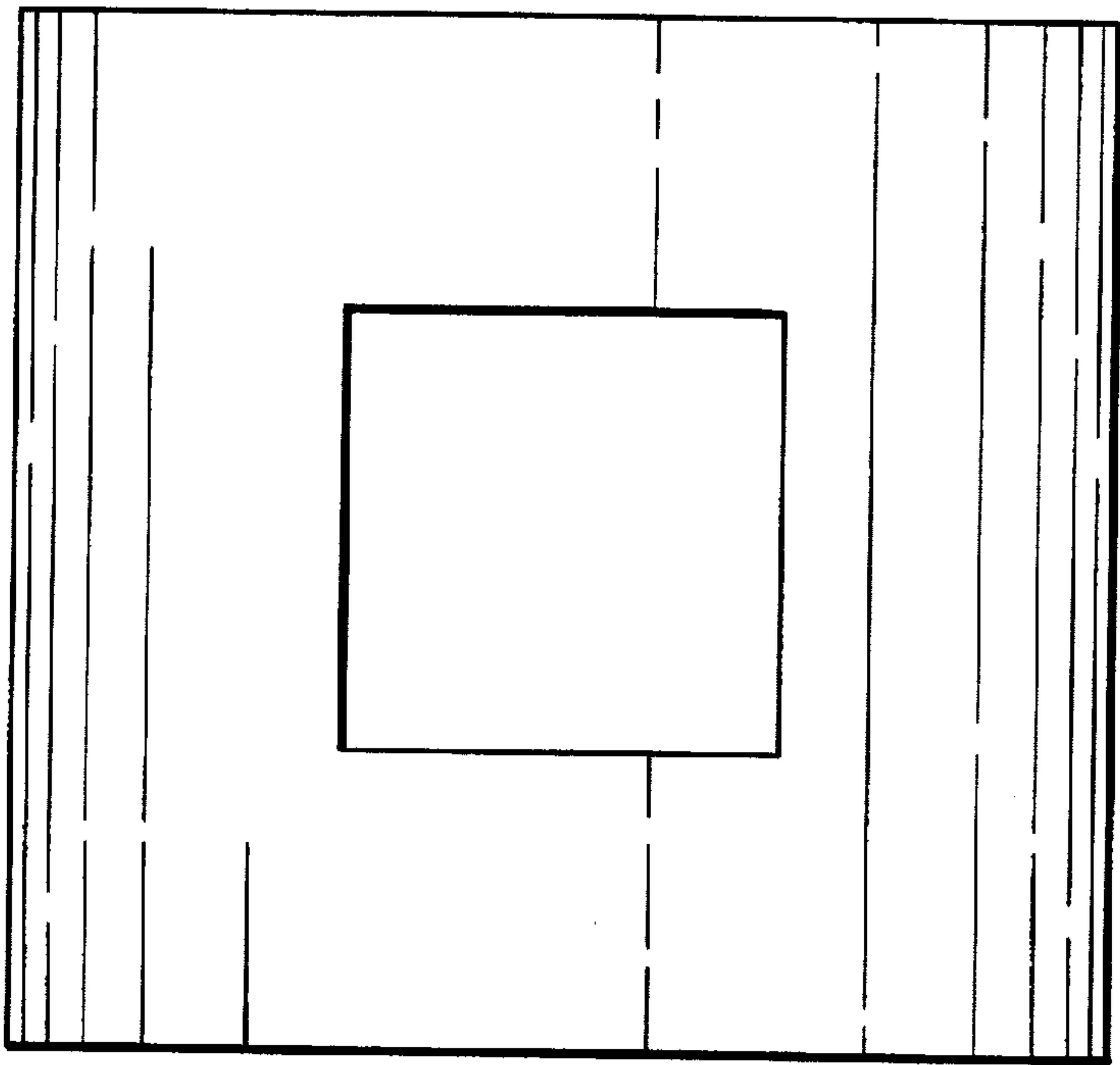


Fig. 5




Fig. 6