



United States Patent [19]
Brady et al.

[11] **Patent Number: Des. 387,562**
[45] **Date of Patent: **Dec. 16, 1997**

[54] **TOOTHBRUSH**

[75] **Inventors: Joan Brady, Yonkers, N.Y.; Helen Benedict, London, United Kingdom; Geir Oxseth, Asker, Norway; Nils Terje Vestheim, Oslo, Norway; Helge Sletbak, Kolbotn, Norway; Hilde Angelfoss, Asker, Norway**

[73] **Assignee: Colgate-Palmolive Company, New York, N.Y.**

[**] **Term: 14 Years**

[21] **Appl. No.: 42,594**

[22] **Filed: Aug. 14, 1995**

[51] **LOC (6) Cl. 04-02**

[52] **U.S. Cl. D4/104**

[58] **Field of Search D4/104-112, 132, D4/134, 138; 601/139, 141; 15/143.1, 159.1, 167.1, 167.2, 186, 187, 207.2, DIG. 5, DIG. 6; 132/308, 309**

[56] **References Cited**

U.S. PATENT DOCUMENTS

D. 92,616	6/1934	Largever	D4/107
D. 94,303	1/1935	Hadley	D4/111
D. 137,249	2/1944	Groff	D4/108

(List continued on next page.)

FOREIGN PATENT DOCUMENTS

0121017	7/1994	Australia	4/2
0122731	2/1995	Australia	4/2
0075642	2/1995	Canada	.	

(List continued on next page.)

Primary Examiner—Alan P. Douglas
Assistant Examiner—Lavone D. Tabor
Attorney, Agent, or Firm—Richard J. Ancel; James M. Serafino

[57] **CLAIM**

The ornamental design for a toothbrush, as shown and described.

DESCRIPTION

FIG. 1 is an enlarged 3/4 perspective view of a toothbrush showing our new design;
 FIG. 2 is a top plan view thereof;
 FIG. 3 is a bottom plan view thereof;
 FIG. 4 is a left side elevational view thereof;
 FIG. 5 is a right side elevational view thereof;
 FIG. 6 is a view from the head end thereof;
 FIG. 7 is a view from the handle end thereof;
 FIG. 8 is an enlarged 3/4 perspective view of a second embodiment of the toothbrush showing our new design;
 FIG. 9 is a top plan view thereof;
 FIG. 10 is a bottom plan view thereof;
 FIG. 11 is a left side elevational view thereof;
 FIG. 12 is a right side elevational view thereof;
 FIG. 13 is a view from the head end thereof;
 FIG. 14 is a view from the handle end thereof;
 FIG. 15 is an enlarged 3/4 perspective view of a third embodiment of the toothbrush showing our new design;
 FIG. 16 is a top plan view thereof;
 FIG. 17 is a bottom plan view thereof;
 FIG. 18 is a left side elevational view thereof;
 FIG. 19 is a right side elevational view thereof;
 FIG. 20 is a view from the head end thereof;
 FIG. 21 is a view from the handle end thereof;
 FIG. 22 is an enlarged 3/4 perspective view of a fourth embodiment of the toothbrush showing our new design;
 FIG. 23 is a top plan view thereof;
 FIG. 24 is a bottom plan view thereof;
 FIG. 25 is a left side elevational view thereof;
 FIG. 26 is a right side elevational view thereof;
 FIG. 27 is a view from the head end thereof;
 FIG. 28 is a view from the handle end thereof;
 FIG. 29 is an enlarged 3/4 perspective view of a fifth embodiment showing the handle of our toothbrush design, with the broken line showing of bristles being for illustrative purposes only and forming no part of this embodiment;
 FIG. 30 is a top plan view thereof;
 FIG. 31 is a bottom plan view thereof;
 FIG. 32 is a left side elevational view thereof;
 FIG. 33 is a right side elevational view thereof;

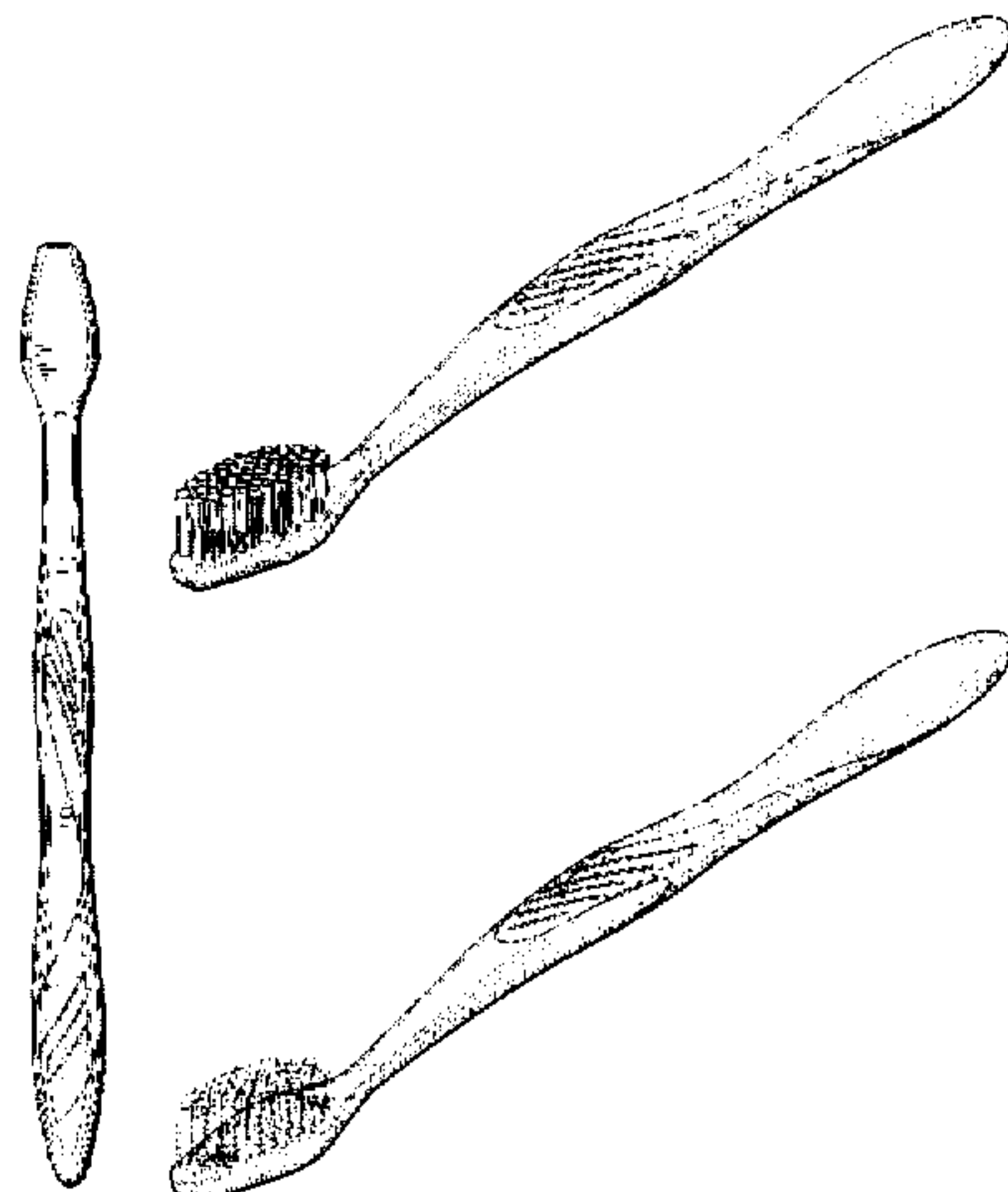


FIG. 34 is a view from the head end thereof;
 FIG. 35 is a view from the handle end thereof;
 FIG. 36 is an enlarged 3/4 perspective view of a sixth embodiment of the toothbrush showing our new design;
 FIG. 37 is a top plan view thereof;
 FIG. 38 is a left side elevational view thereof;
 FIG. 39 is a right side elevational view thereof;
 FIG. 40 is a view from the head end thereof; and,
 FIG. 41 is a view from the handle end thereof.

The bottom plan view of embodiment 6, is the same in appearance as the bottom plan view that is shown in FIG. 3.

1 Claim, 24 Drawing Sheets

U.S. PATENT DOCUMENTS

D. 201,867	8/1965	Newman	D4/104
D. 243,568	3/1977	Axelsson	D4/104
D. 312,729	12/1990	Auttajark	D4/104
D. 328,392	8/1992	Holstein, II et al.	D4/104
D. 330,459	10/1992	Makinami	D4/104
D. 337,201	7/1993	Haddad	D4/107
D. 346,902	5/1994	Makinami	D4/104
D. 347,736	6/1994	Schneider et al.	D4/104
D. 349,605	8/1994	Schneider et al.	D4/104
D. 358,032	5/1995	Schneider et al.	D4/104
D. 358,486	5/1995	Loew	D4/104
D. 358,712	5/1995	Loew	D4/104
D. 358,713	5/1995	Perry	D4/104
D. 358,938	6/1995	Schneider et al.	D4/104
D. 359,167	6/1995	Barre	D4/104
D. 359,623	6/1995	Kinoshita et al.	D4/104
669,402	3/1901	Röse	15/167.1
1,369,966	3/1921	Cosens et al.	15/167.1
1,724,955	8/1929	Mitchell	15/167.1
1,968,411	7/1934	Lukenbill	15/172
2,114,947	4/1938	Warsaw	15/167.1

2,263,885	11/1941	McGauley	15/143.1
2,414,775	1/1947	Stavely	15/167.1
3,067,446	12/1962	McGauley	15/143.1
3,792,504	2/1974	Smith	15/167.1
4,356,585	11/1982	Protell et al.	15/111
4,780,924	11/1988	Hansen et al.	15/176.1
5,369,835	12/1994	Clarke	15/167.1
5,392,483	2/1995	Heinzelman et al.	15/167.1
5,398,369	3/1995	Heinzelman et al.	15/167.1
5,511,276	4/1996	Lee	15/167.1

FOREIGN PATENT DOCUMENTS

2134858	5/1995	Canada	.
0076598	11/1953	Denmark	.
0130252	10/1988	European Pat. Off.	.
0165546	12/1989	European Pat. Off.	.
0655209	5/1995	European Pat. Off.	.
0127699	7/1971	France	.
0133012	6/1972	France	.
0133013	6/1972	France	.
0133014	6/1972	France	.
2728672	1/1979	Germany	.
2643827	3/1984	Germany	.
4409395	7/1995	Germany	.
0035630	2/1979	Italy	.
0021033	2/1983	Italy	.
0900246	3/1990	South Africa	.
0102372	11/1982	Spain	.
0095353	7/1922	Switzerland	.
0107827	11/1924	Switzerland	.
0120480	5/1927	Switzerland	.
0334574	1/1959	Switzerland	.
0490045	11/1970	Switzerland	.
0681771	5/1993	Switzerland	.
2052347	1/1981	United Kingdom	.
2266048	10/1993	United Kingdom	.
9409678	5/1994	WIPO	.
9510959	4/1995	WIPO	.

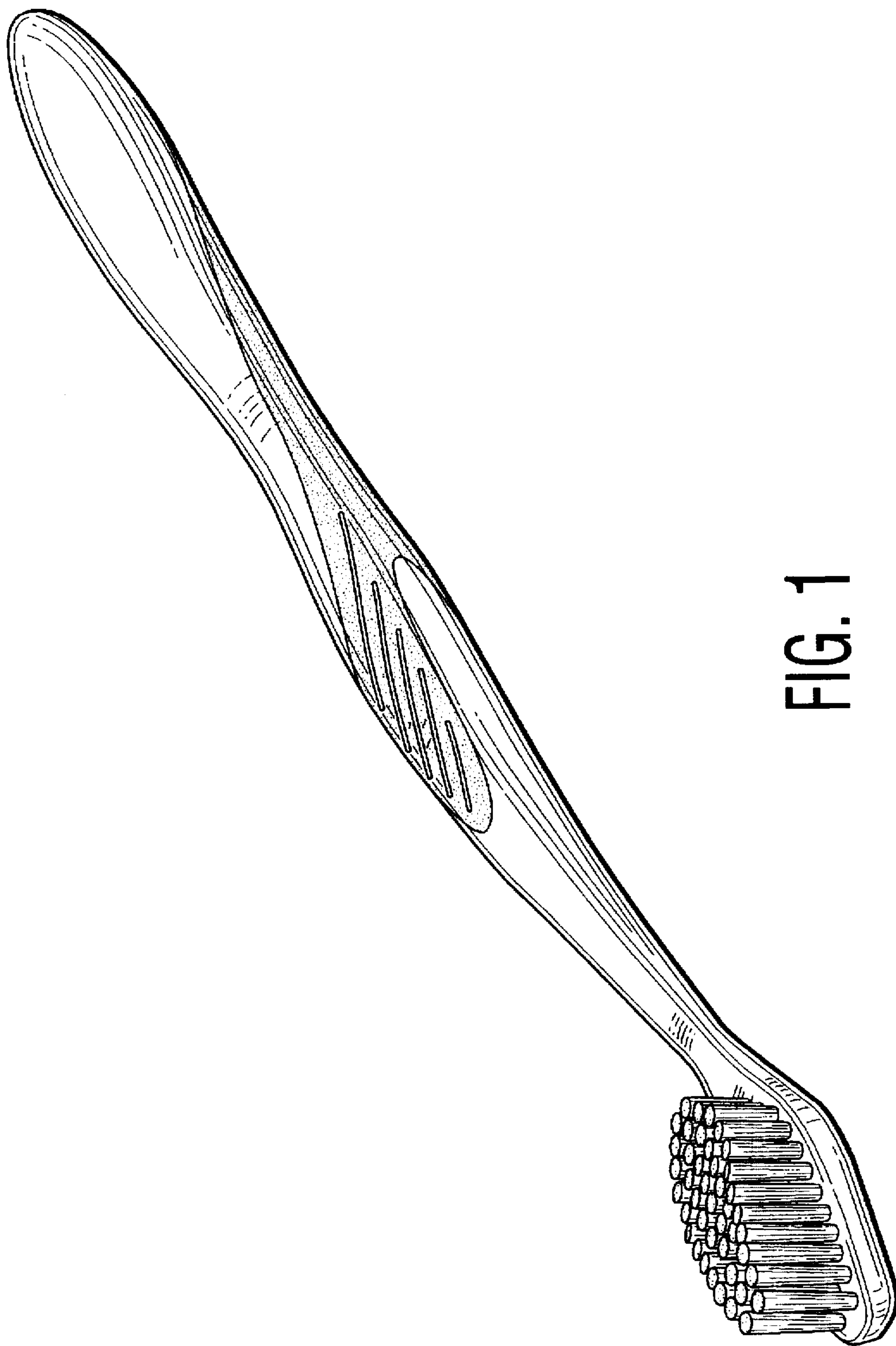


FIG. 1

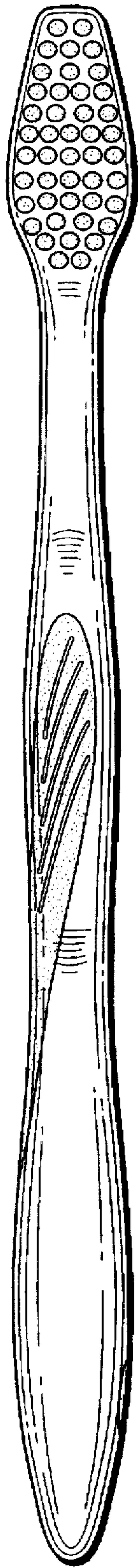


FIG. 2

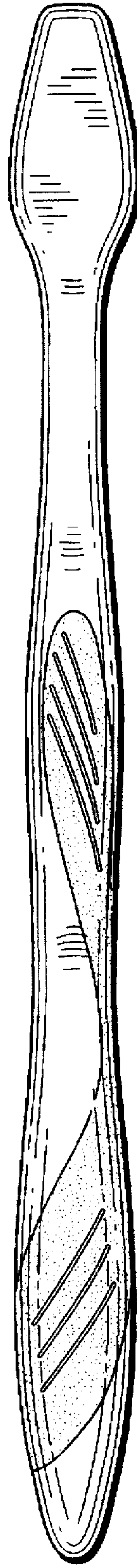


FIG. 3

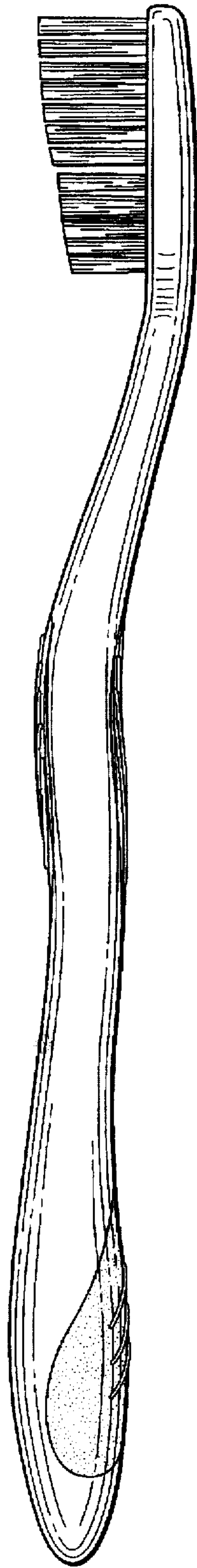


FIG. 4

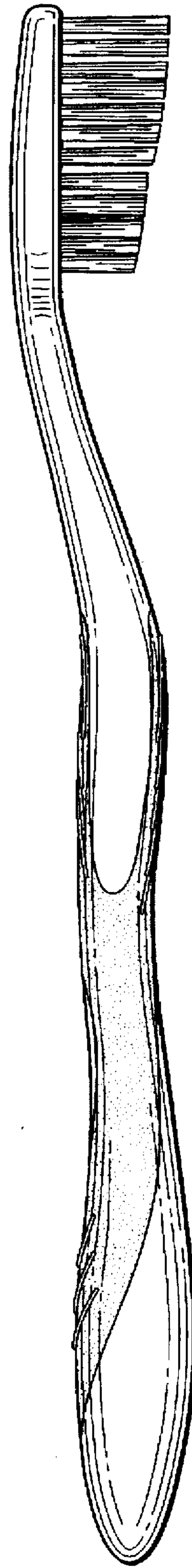


FIG. 5

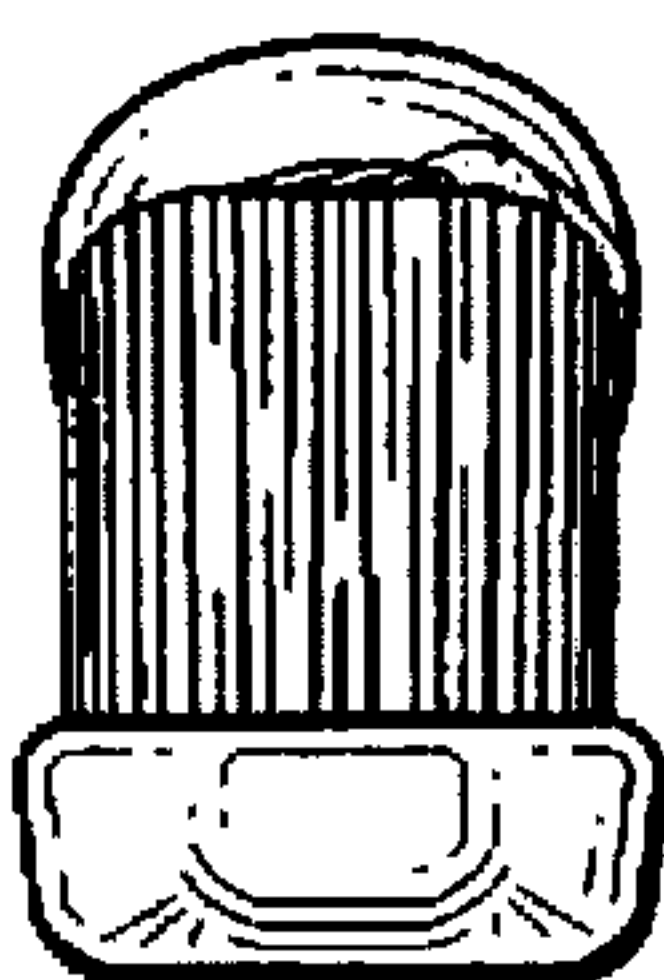


FIG. 6

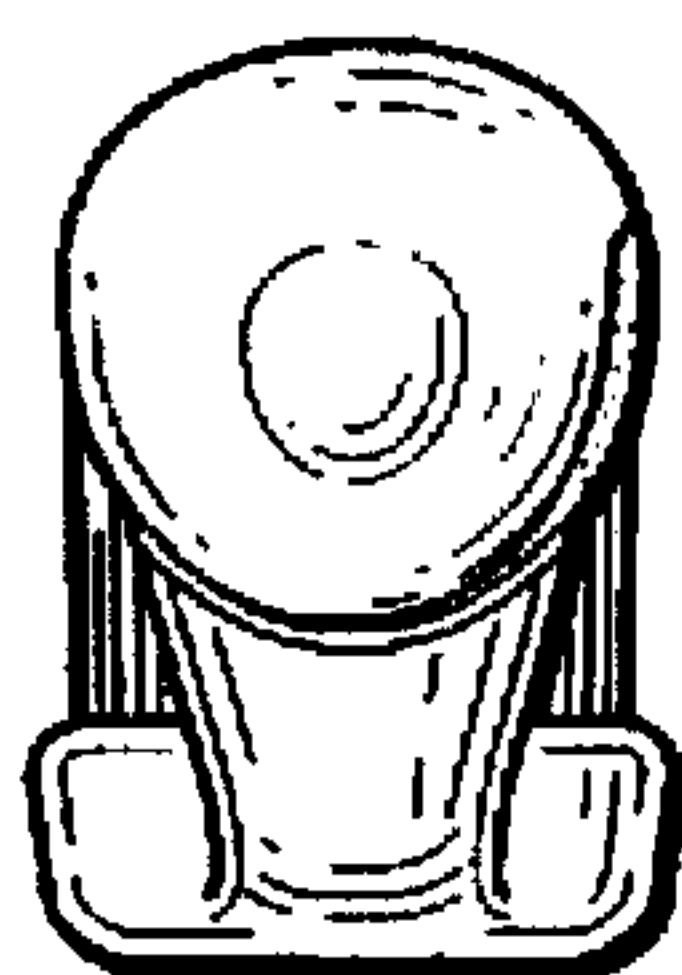


FIG. 7

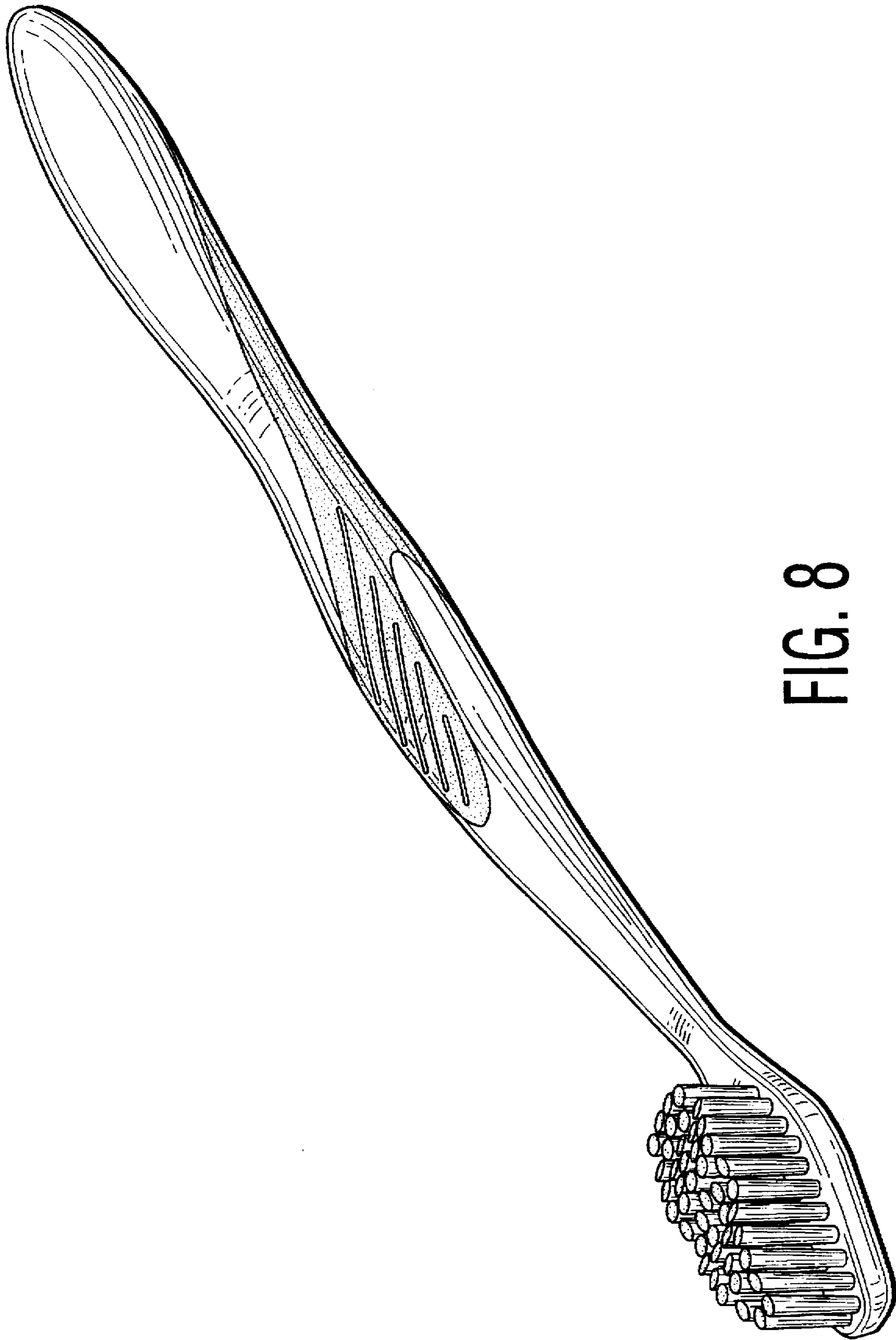


FIG. 8

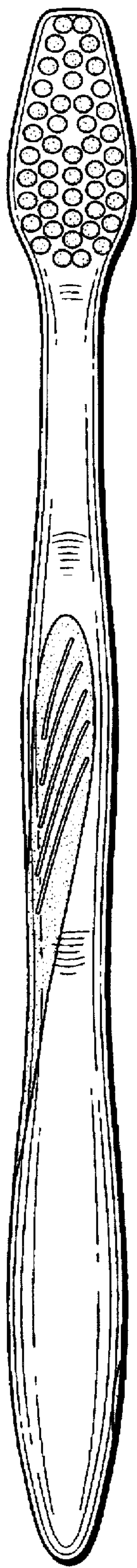


FIG. 9

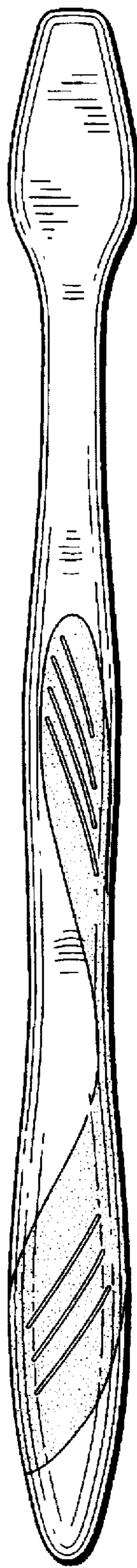


FIG. 10



FIG. 11

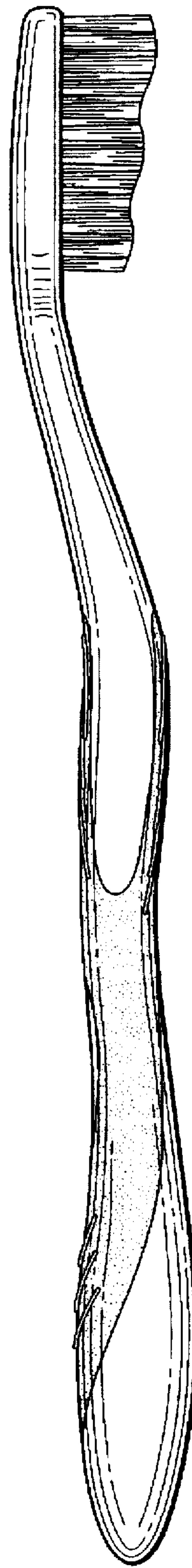


FIG. 12

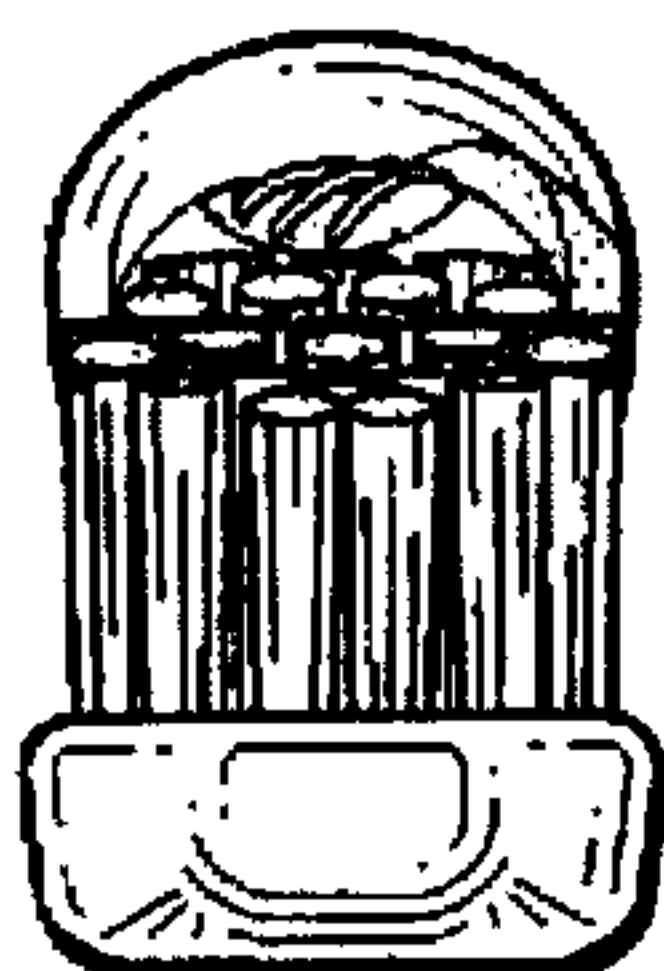


FIG. 13

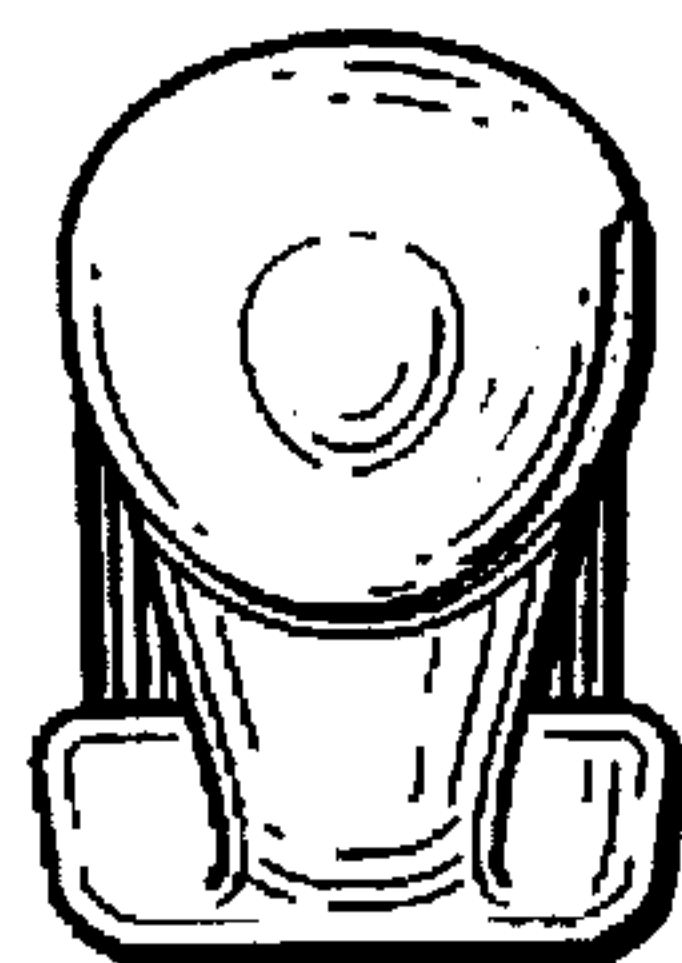


FIG. 14

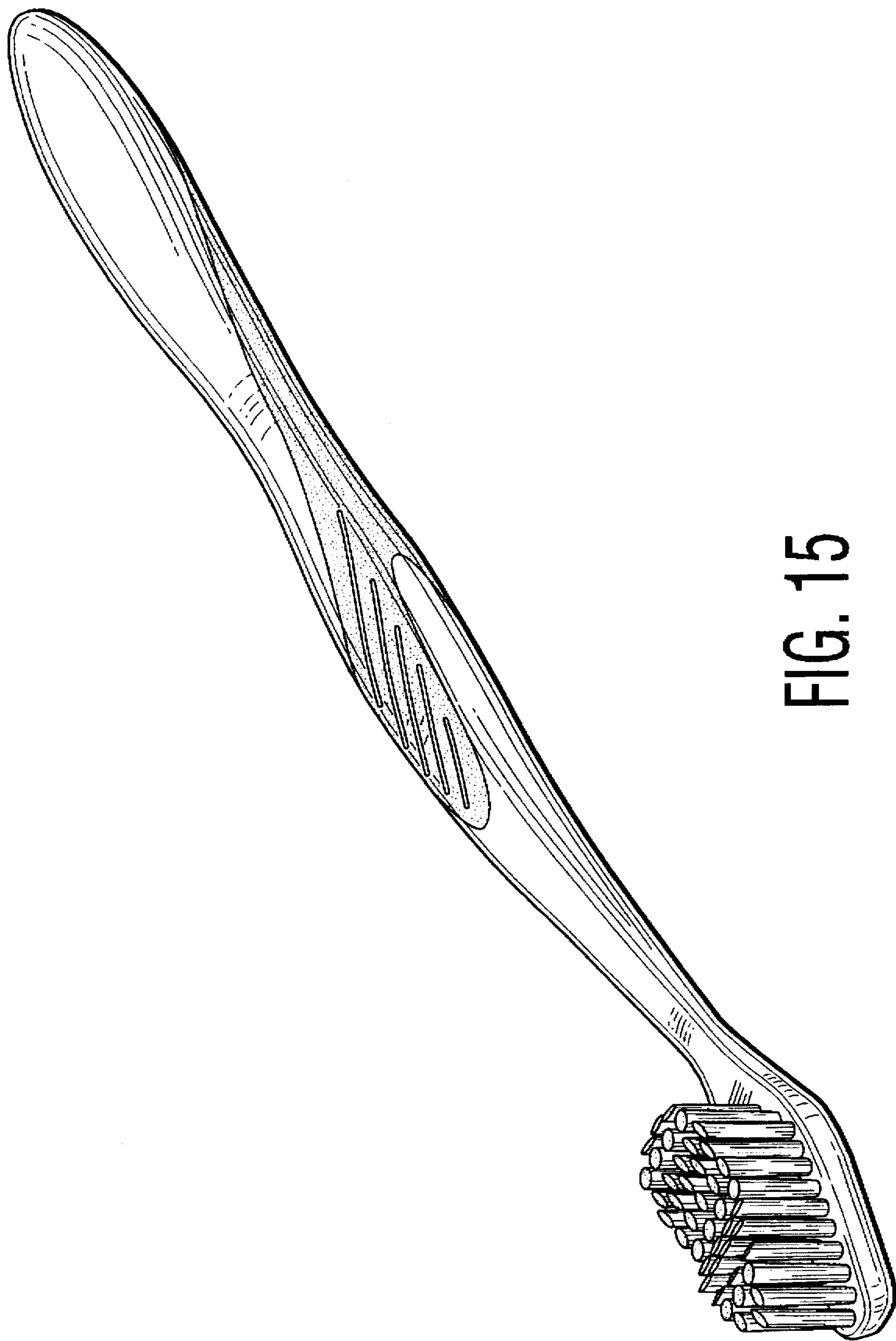


FIG. 15

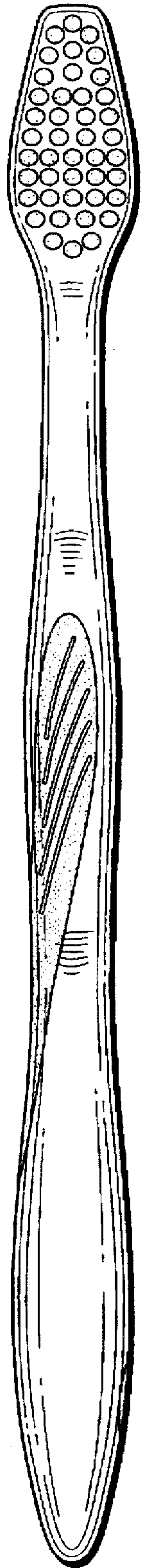


FIG. 16

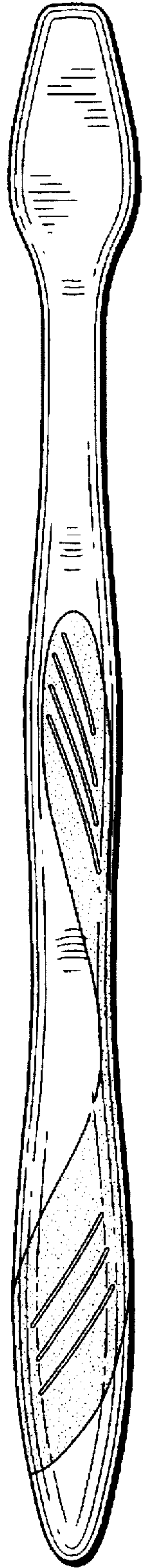


FIG. 17



FIG. 18

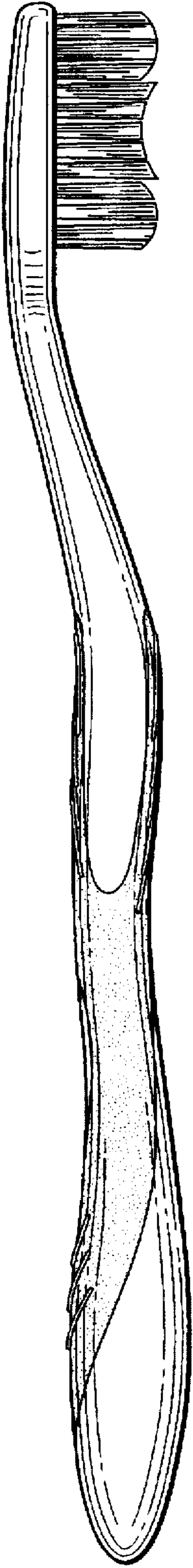


FIG. 19

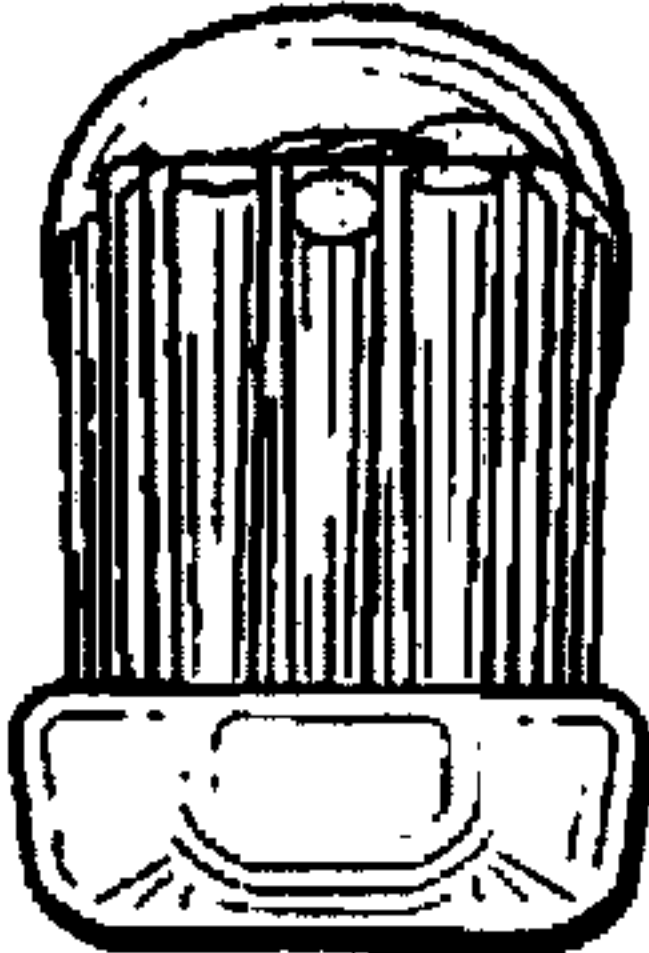


FIG. 20

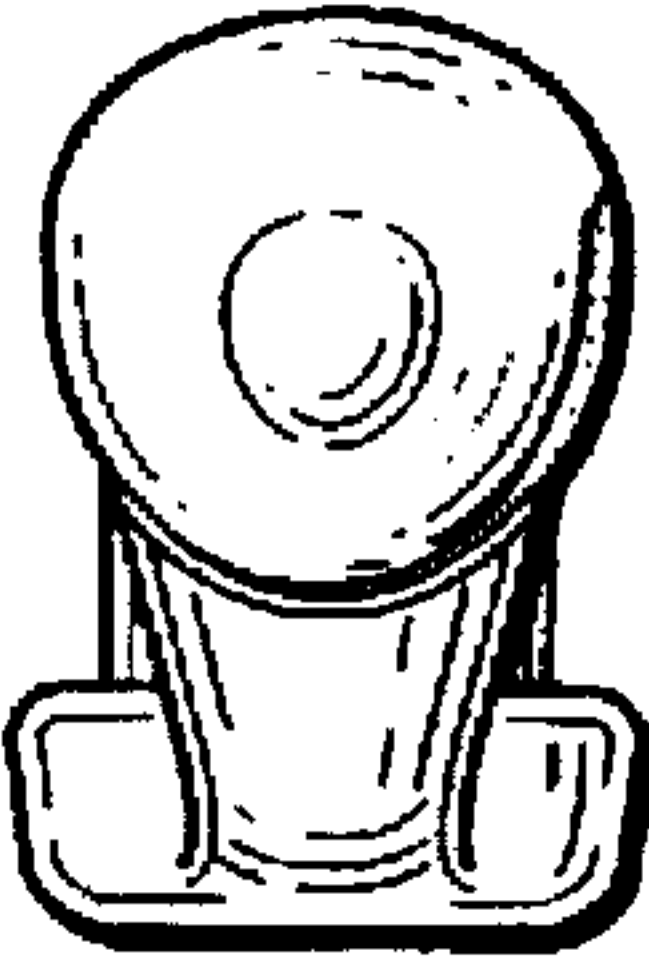


FIG. 21

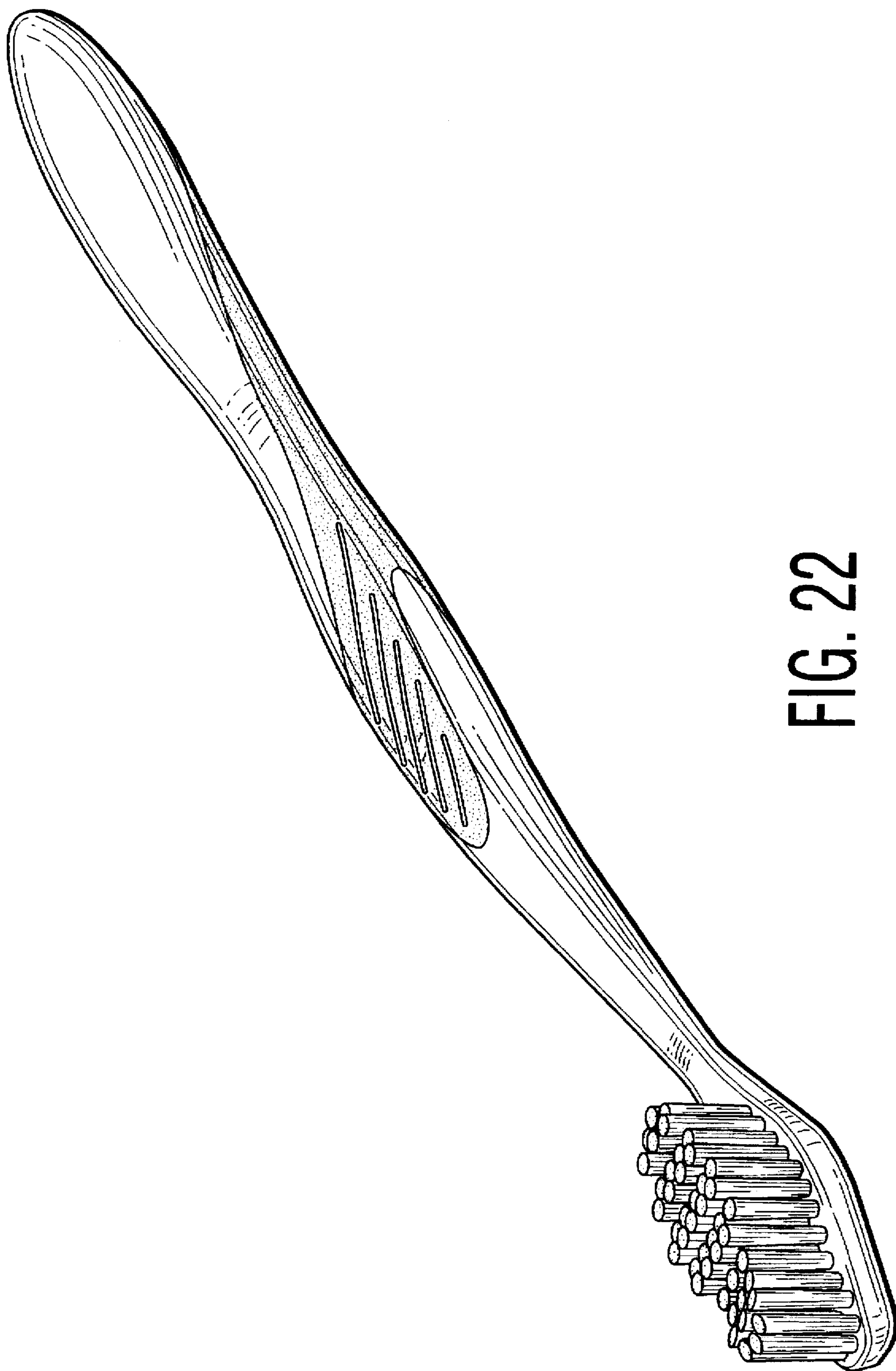


FIG. 22

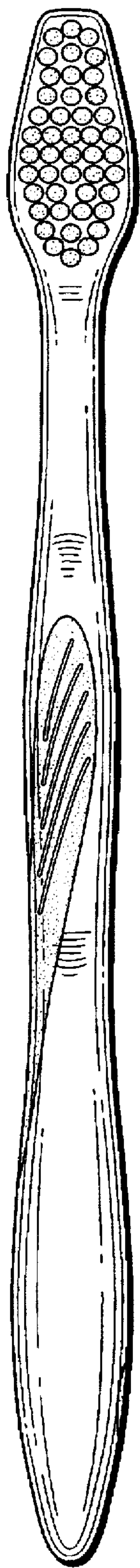


FIG. 23

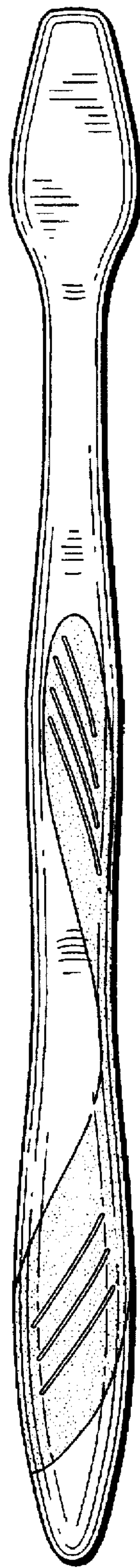


FIG. 24



FIG. 25

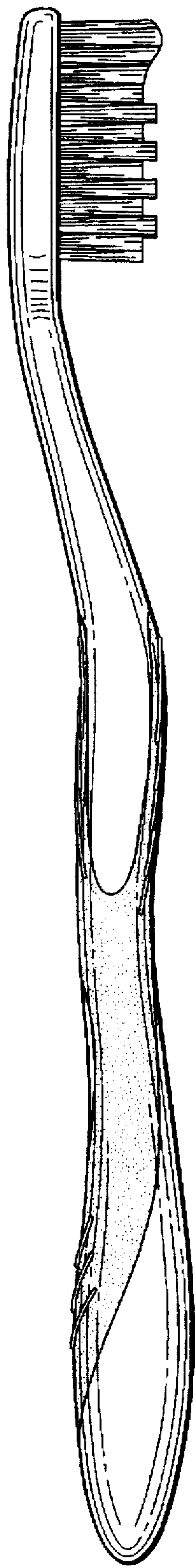


FIG. 26




FIG. 27

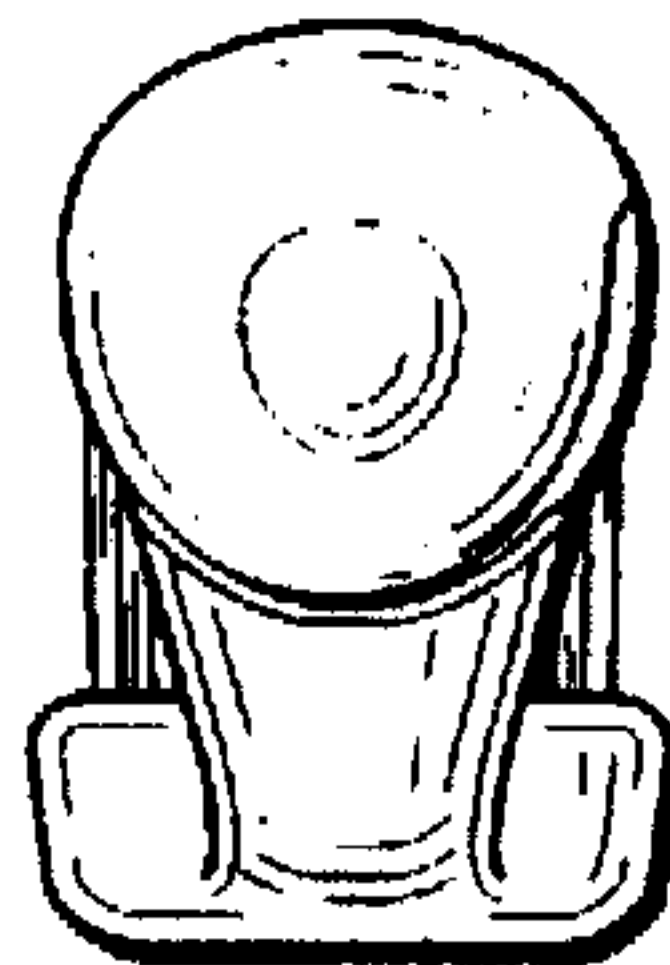


FIG. 28

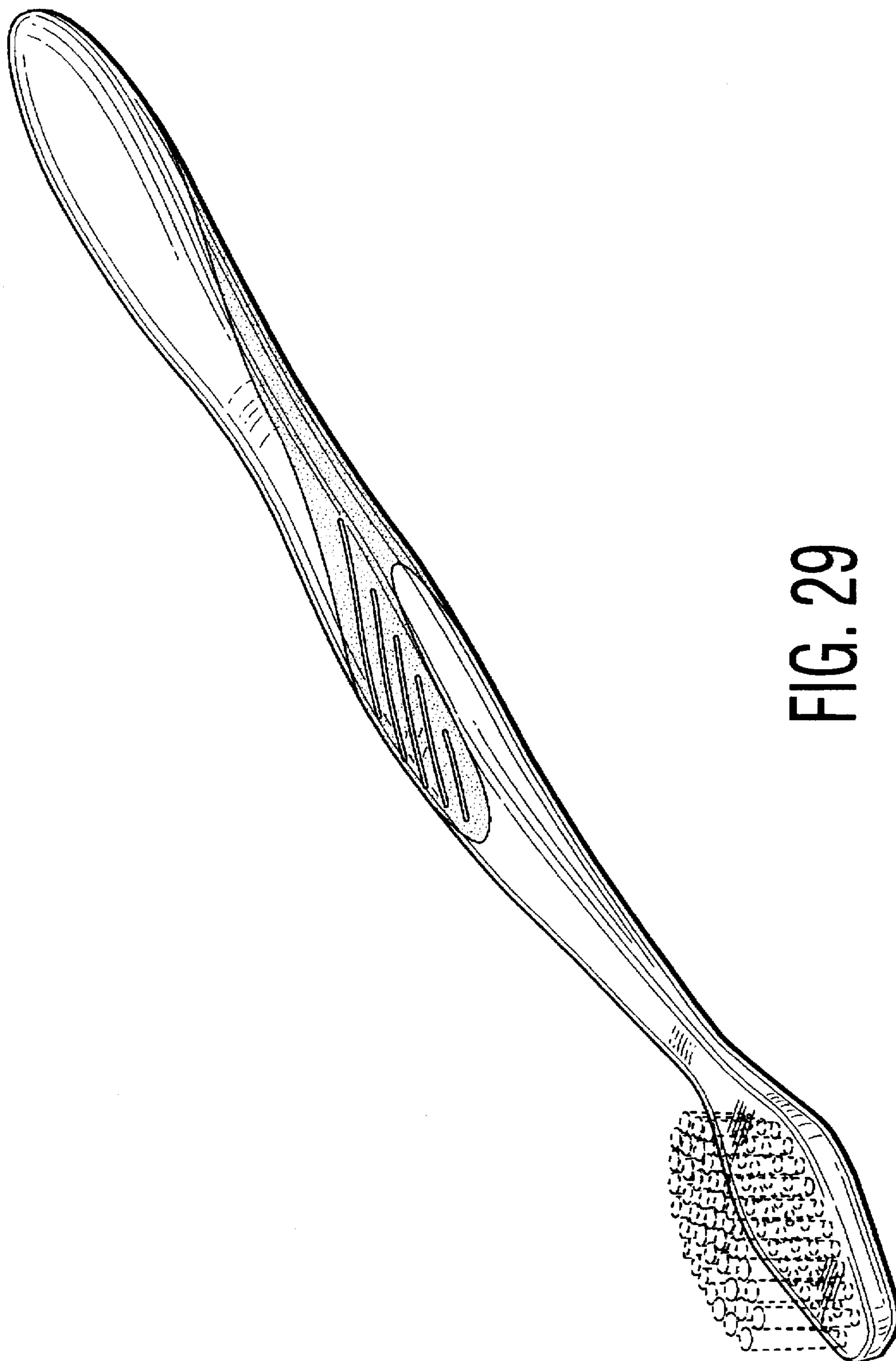


FIG. 29

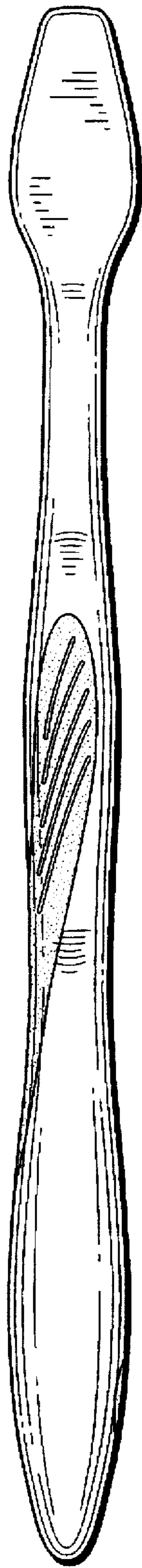


FIG. 30

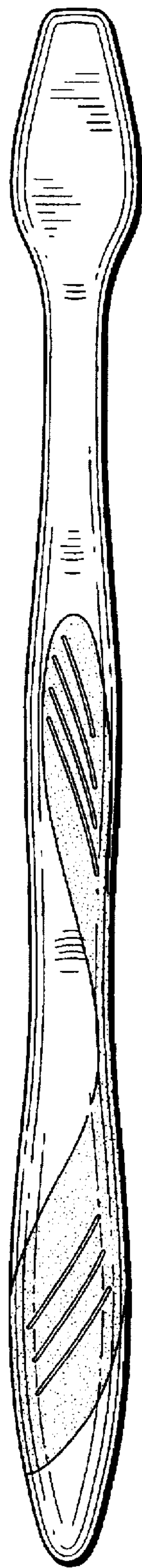


FIG. 31



FIG. 32

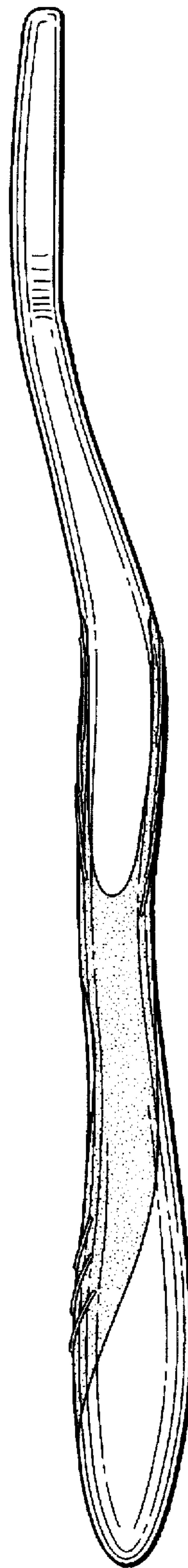


FIG. 33




FIG. 34

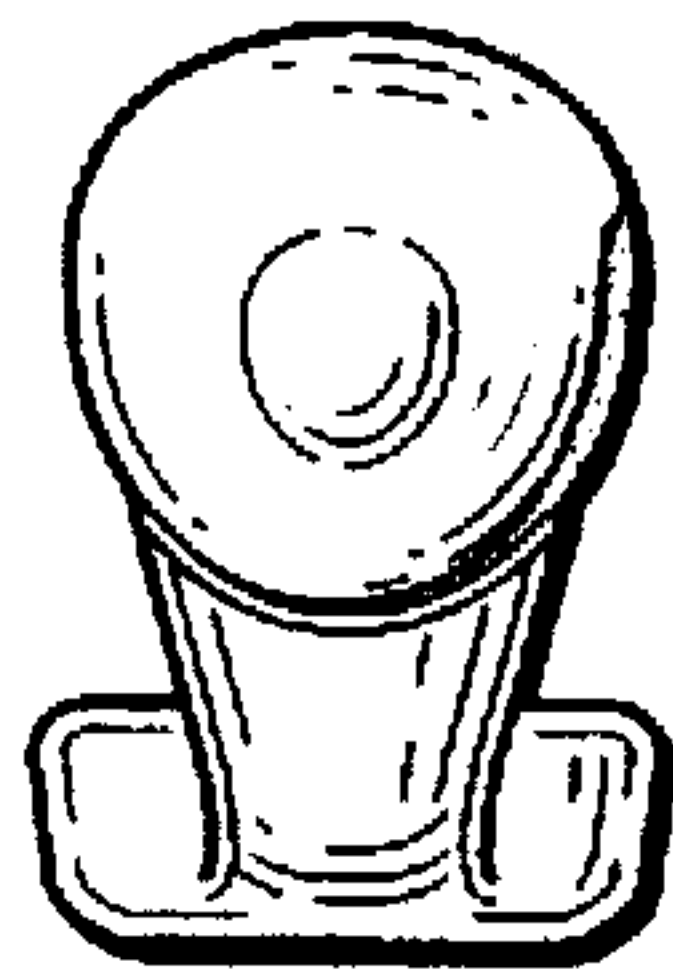


FIG. 35

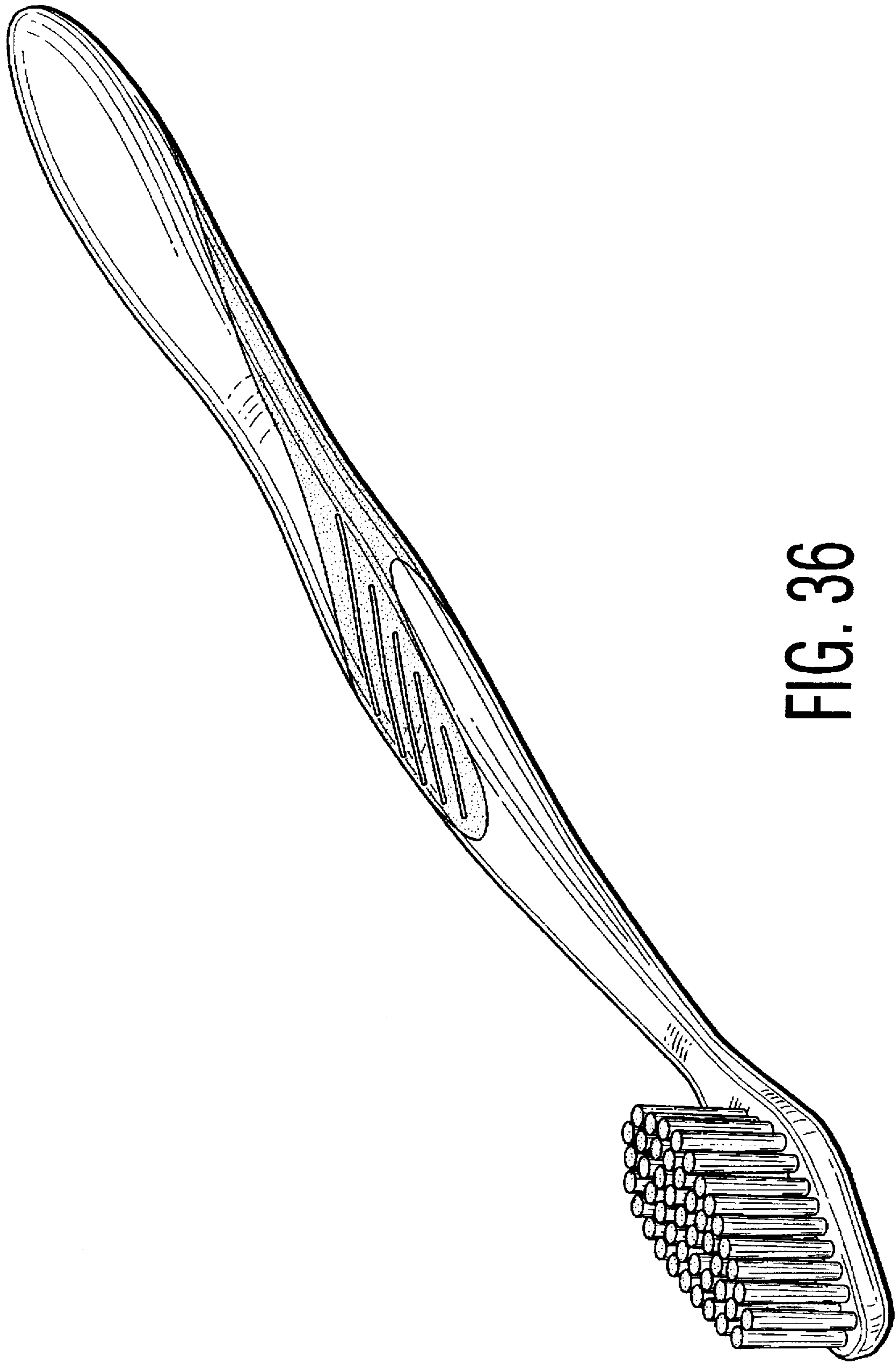


FIG. 36

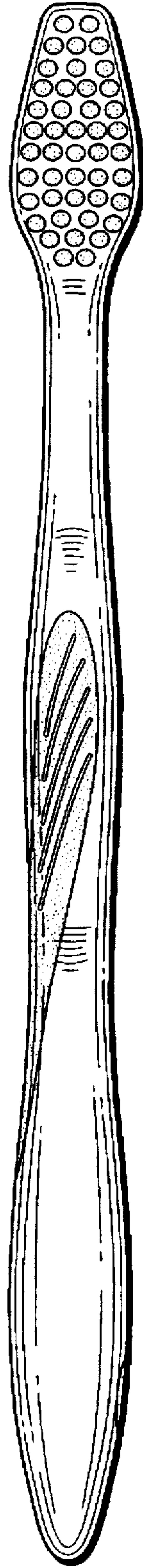


FIG. 37

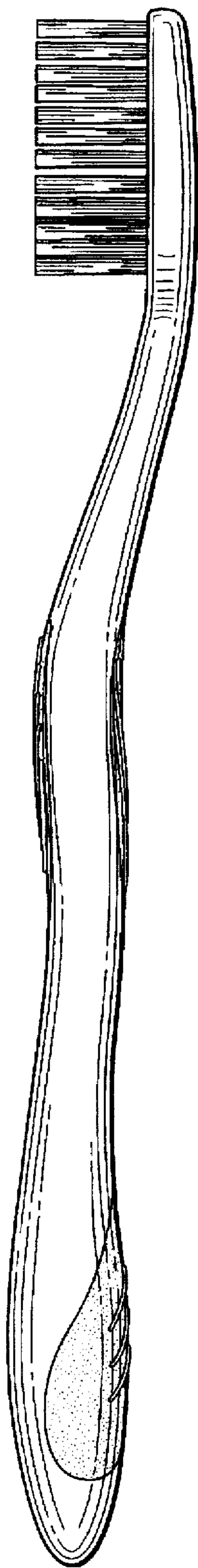


FIG. 38

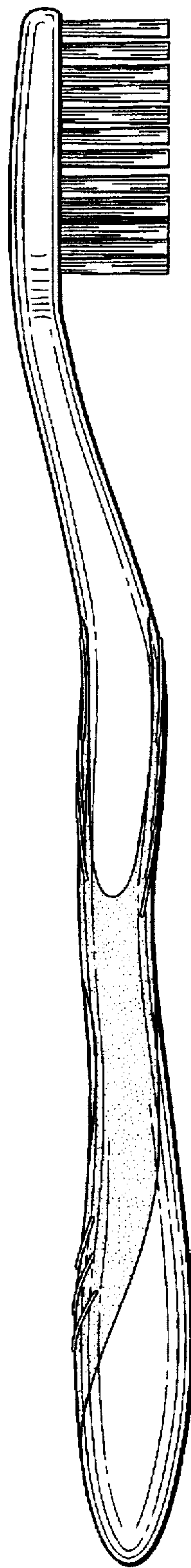


FIG. 39




FIG. 40

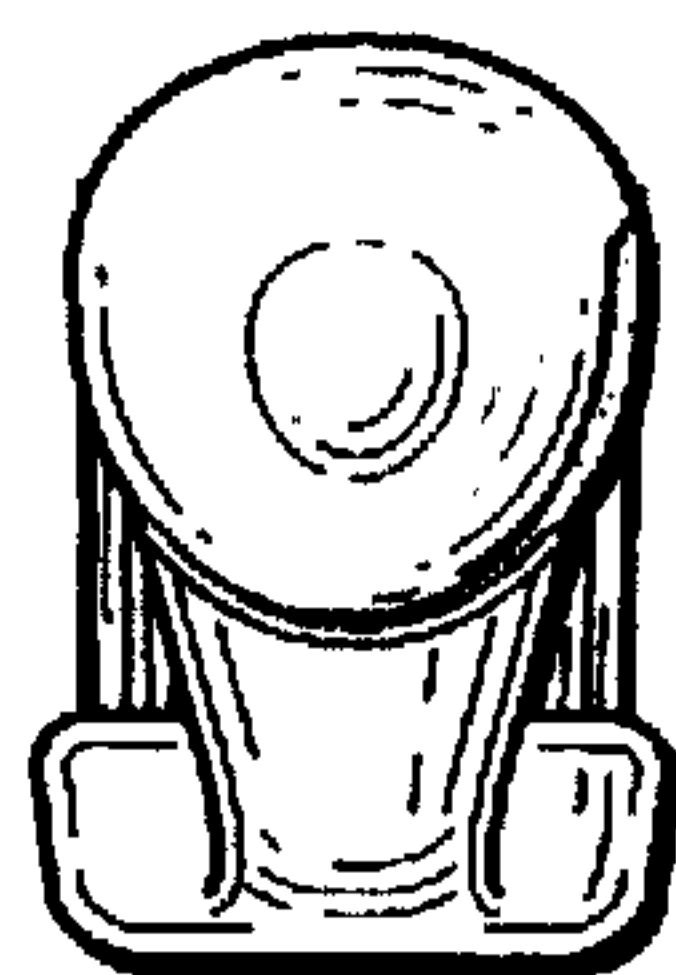


FIG. 41