



US00D387559S

United States Patent [19]

Williamson

[11] Patent Number: **Des. 387,559**

[45] Date of Patent: ****Dec. 16, 1997**

[54] **SAMPLE TRAY**

[75] Inventor: **Edward W. Williamson**, Barnesville, Ga.

[73] Assignee: **Herkert & Meisel Trunk Co.**, St. Louis, Mo.

[**] Term: **14 Years**

[21] Appl. No.: **62,315**

[22] Filed: **Nov. 13, 1996**

| | | | | |
|------------|--------|-------------------|-------|--------|
| D. 251,479 | 4/1979 | Cherry | | D3/314 |
| D. 251,480 | 4/1979 | Cherry | | D3/314 |
| D. 268,622 | 4/1983 | Wolters et al. | | D3/314 |
| D. 291,018 | 7/1987 | Lates | | D3/313 |
| D. 310,896 | 9/1990 | Winjum | | D3/313 |
| D. 326,341 | 5/1992 | Frauhiger | | D3/313 |
| D. 372,123 | 7/1996 | Kobilarcik et al. | | D3/314 |

Primary Examiner—Philip S. Hyder
Attorney, Agent, or Firm—Grace J. Fishel

Related U.S. Application Data

[62] Division of Ser. No. 31,527, Nov. 30, 1994, Pat. No. Des. 375,628.

[51] **LOC (6) Cl.** **03-01**

[52] **U.S. Cl.** **D3/313**

[58] **Field of Search** D3/304, 314, 313,
D3/315; D9/425; 220/669, 670, 672, 673;
206/515, 503, 519

[57] CLAIM

The ornamental design for a sample tray, as shown.

DESCRIPTION

FIG. 1 is a perspective view of a sample tray showing my new design;

FIG. 2 is a top view thereof;

FIG. 3 is a front view thereof;

FIG. 4 is a side view thereof; and,

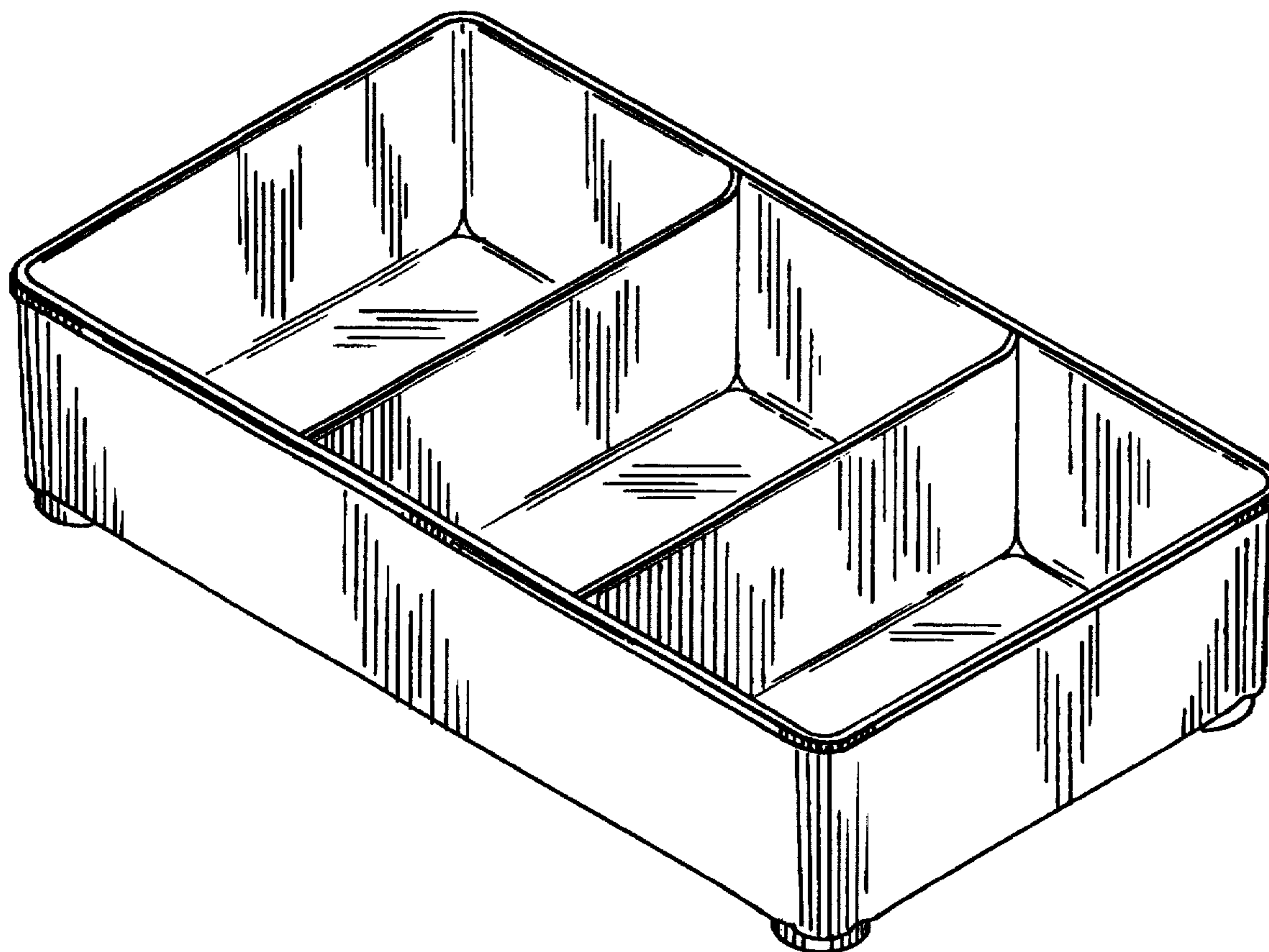
FIG. 5 is a bottom view thereof.

[56] References Cited

U.S. PATENT DOCUMENTS

D. 236,389 8/1975 Baker D9/425

1 Claim, 1 Drawing Sheet



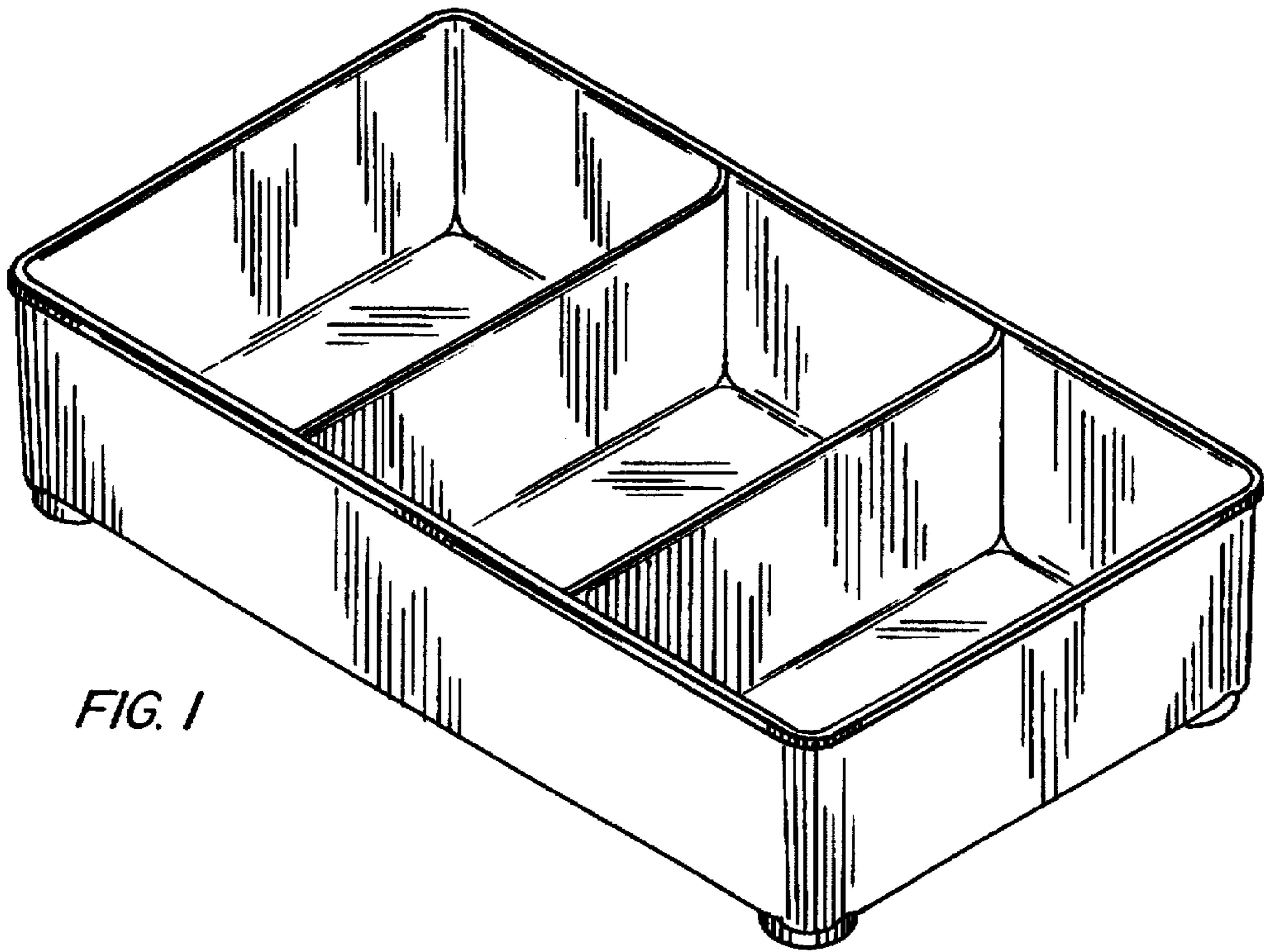


FIG. 1

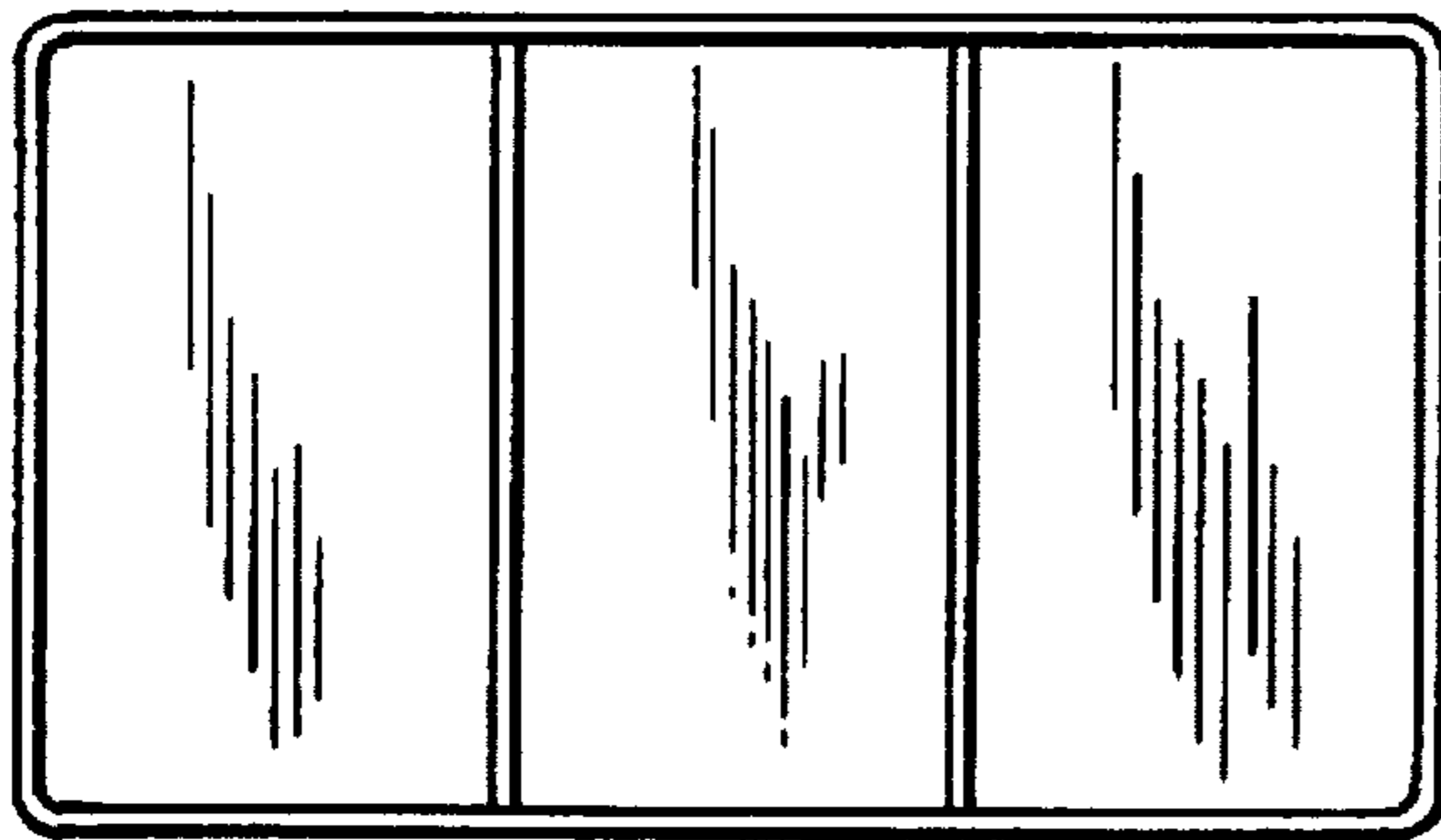


FIG. 2



FIG. 3



FIG. 4

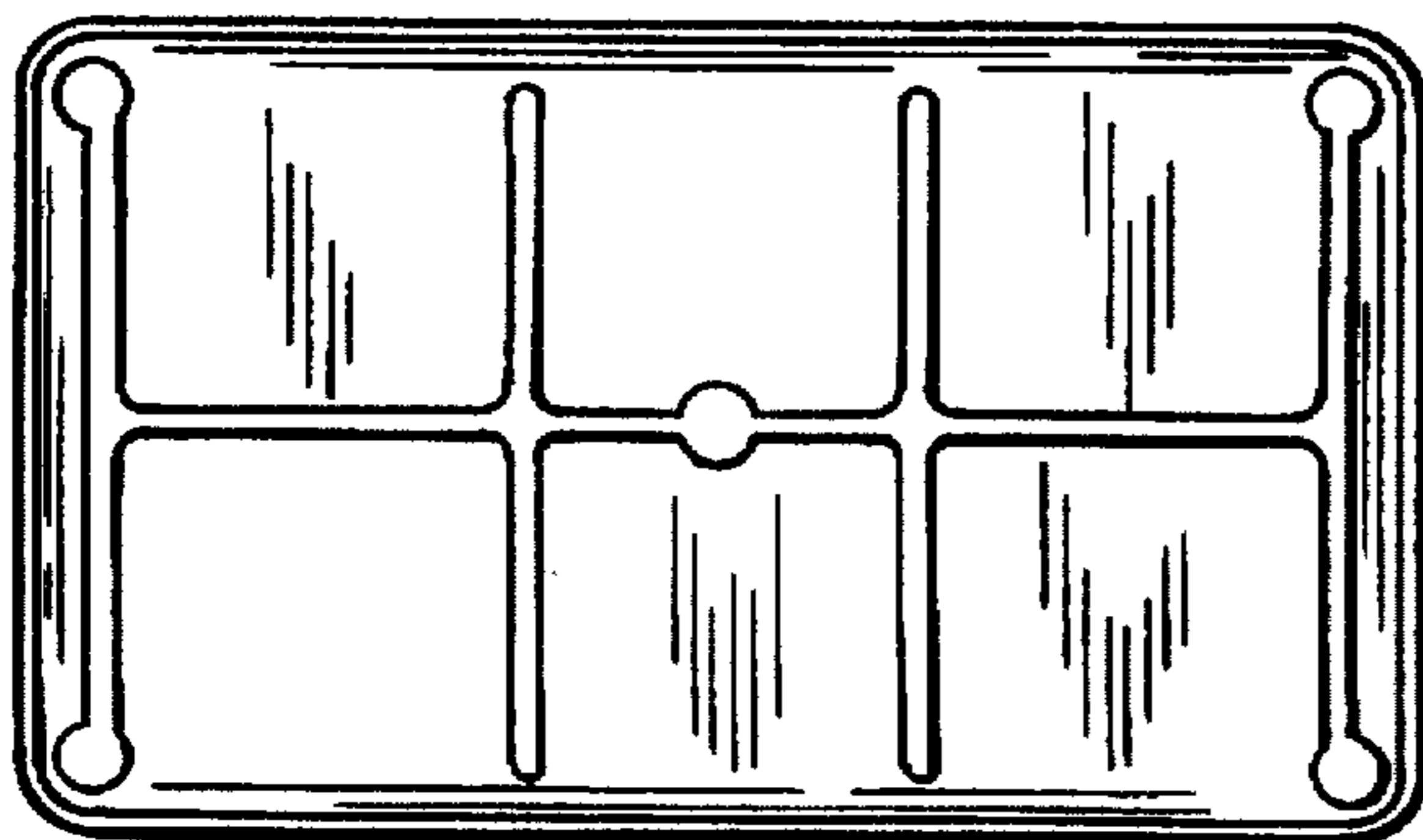


FIG. 5