

US00D387522S

United States Patent [19]

[11] Patent Number: **Des. 387,522**

Medema

[45] Date of Patent: ****Dec. 9, 1997**

[54] **BASE OF A CLEANING MACHINE**

[75] Inventor: **Douglas J. Medema, Belding, Mich.**

[73] Assignee: **Bissell Inc., Grand Rapids, Mich.**

[**] Term: **14 Years**

- D. 356,880 3/1995 Kieft .
- D. 358,236 5/1995 Kopco et al. .
- D. 358,241 5/1995 Bradd D32/22
- D. 365,669 12/1995 Piccaluga et al. D32/22
- D. 375,821 11/1996 Roberts et al. D32/31
- 5,233,722 8/1993 McKnight et al. .
- 5,309,600 5/1994 Weaver et al. .
- 5,500,977 3/1996 McAllise et al. .

[21] Appl. No.: **58,967**

[22] Filed: **Aug. 29, 1996**

[51] LOC (6) CL **15-05**

[52] U.S. Cl. **D32/31**

[58] Field of Search D32/22, 31-34;
15/415.1, 418-422, 422.1, 354, 355, 358,
378, 320-322, 345

FOREIGN PATENT DOCUMENTS

WO 94/17716 8/1994 WIPO .

Primary Examiner—Ruth McInroy
Attorney, Agent, or Firm—Varnum, Riddering, Schmidt &
Howlett LLP

[56] **References Cited**

U.S. PATENT DOCUMENTS

- D. 305,269 12/1989 Dyson D32/22
- D. 309,203 7/1990 Goodrich D32/22
- D. 309,806 8/1990 Chieda et al. .
- D. 316,167 4/1991 Petralia et al. .
- D. 319,517 8/1991 Sovis et al. .
- D. 325,658 4/1992 Brewin .
- D. 333,892 3/1993 Wareham .
- D. 338,990 8/1993 McKnight .
- D. 339,433 9/1993 Stein et al. .
- D. 343,707 1/1994 Dyson D32/22
- D. 346,469 4/1994 Furcron et al. .
- D. 349,371 8/1994 Furcron et al. .
- D. 352,809 11/1994 Reath .
- D. 354,379 1/1995 Shinozaki .

[57] **CLAIM**

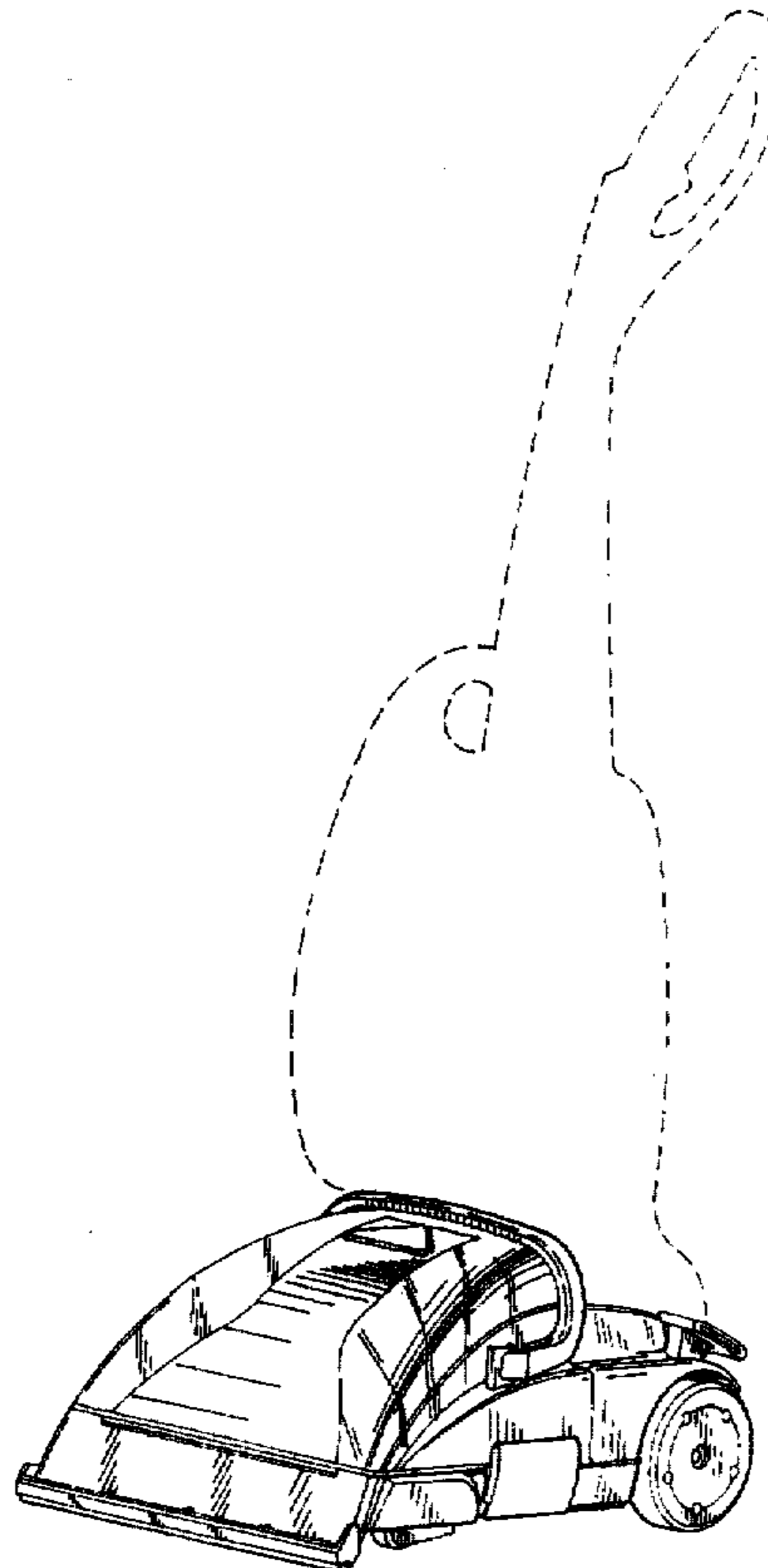
The ornamental design for a base of a cleaning machine, as shown and described.

DESCRIPTION

FIG. 1 is a front, perspective view of the base of a cleaning machine showing my new design;
 FIG. 2 is a front elevational view thereof;
 FIG. 3 is a rear elevational view thereof;
 FIG. 4 is a left side-elevational view thereof, the right side-elevational view being a mirror image thereof;
 FIG. 5 is a top plan view thereof; and,
 FIG. 6 is a bottom plan view thereof.

The broken line showing of the upper housing and handle of a cleaning machine in FIGS. 1-4 is for illustrative purposes only and forms no part of the claimed design.

1 Claim, 5 Drawing Sheets



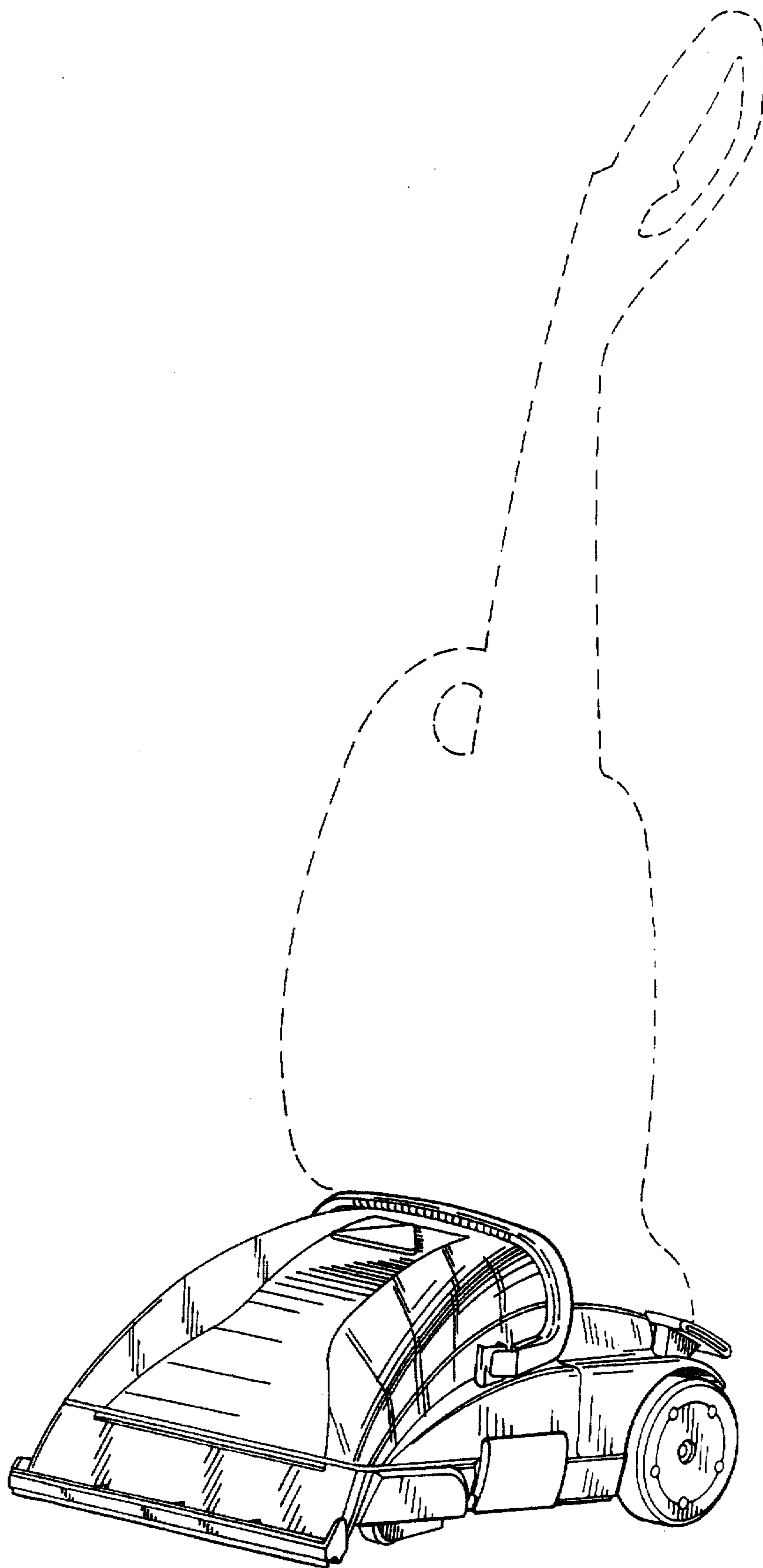


Fig. 1

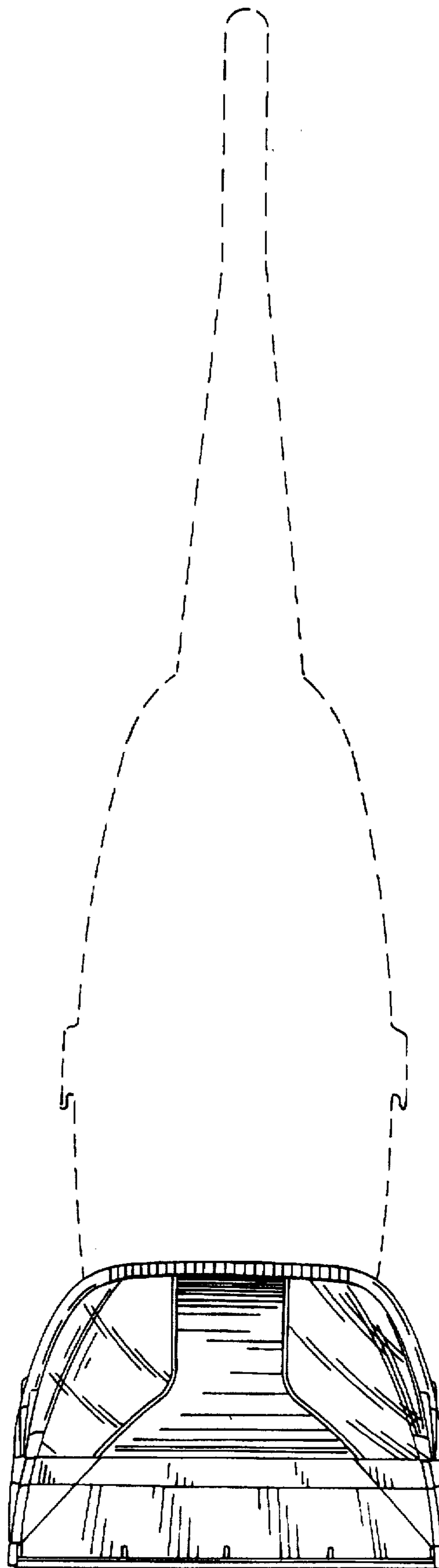


Fig. 2

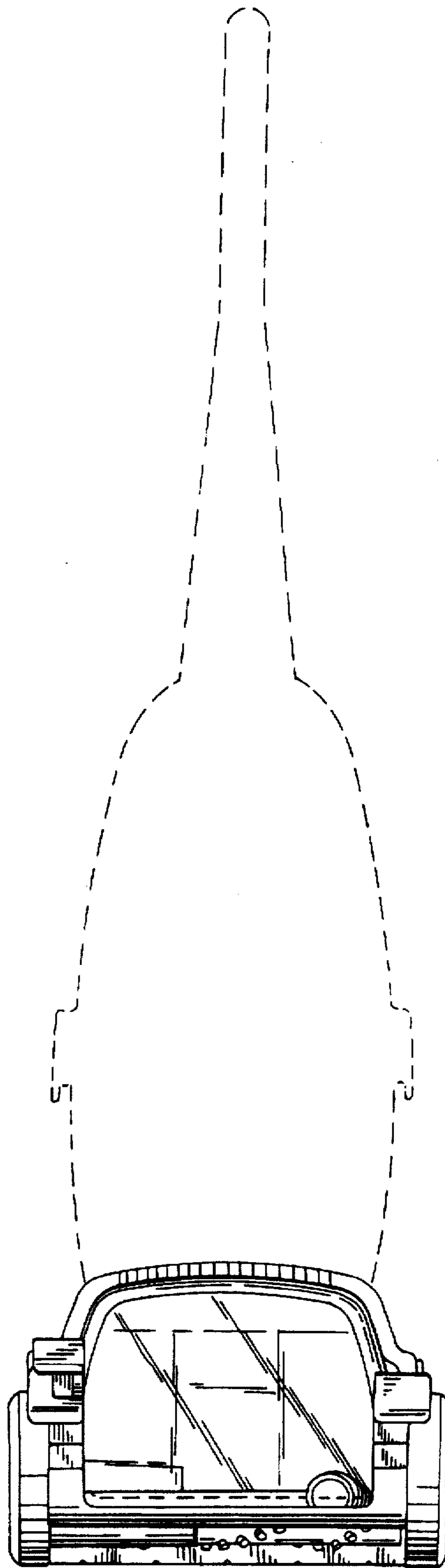


Fig. 3

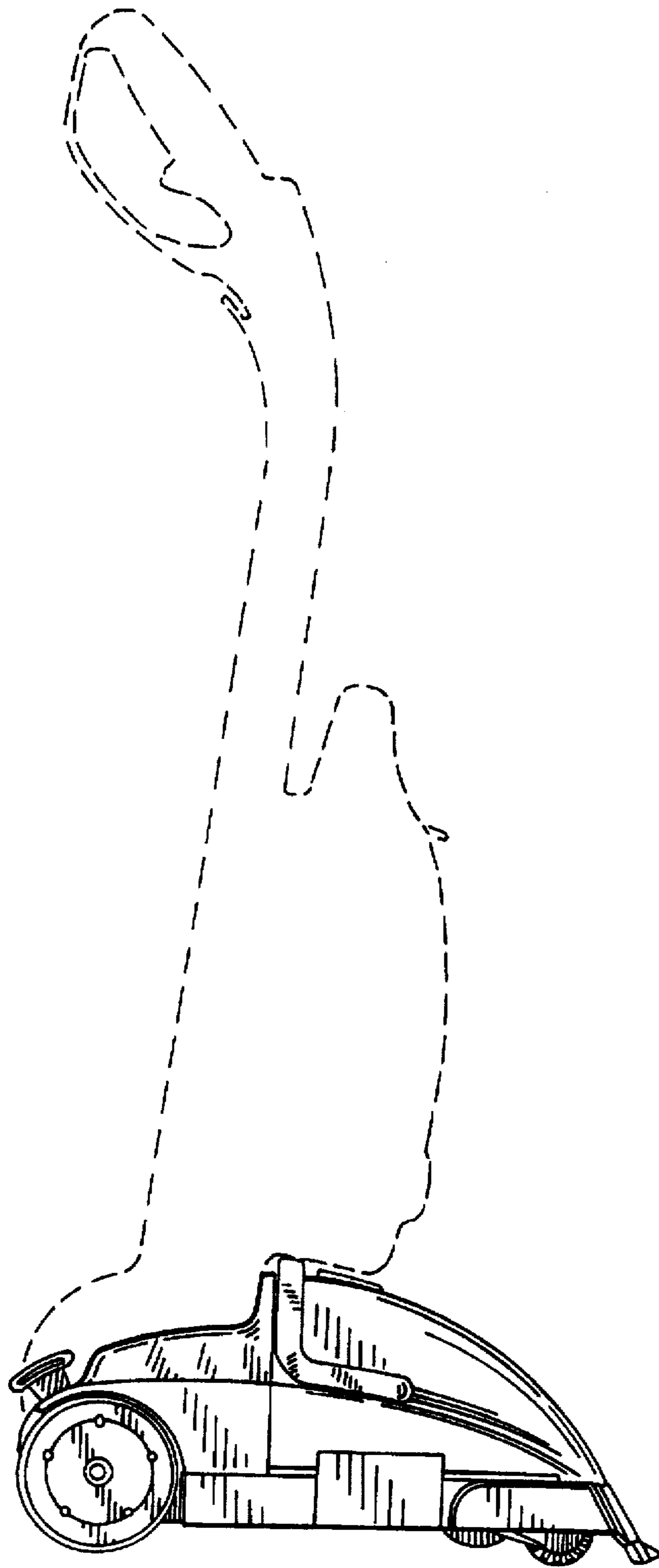


Fig. 4

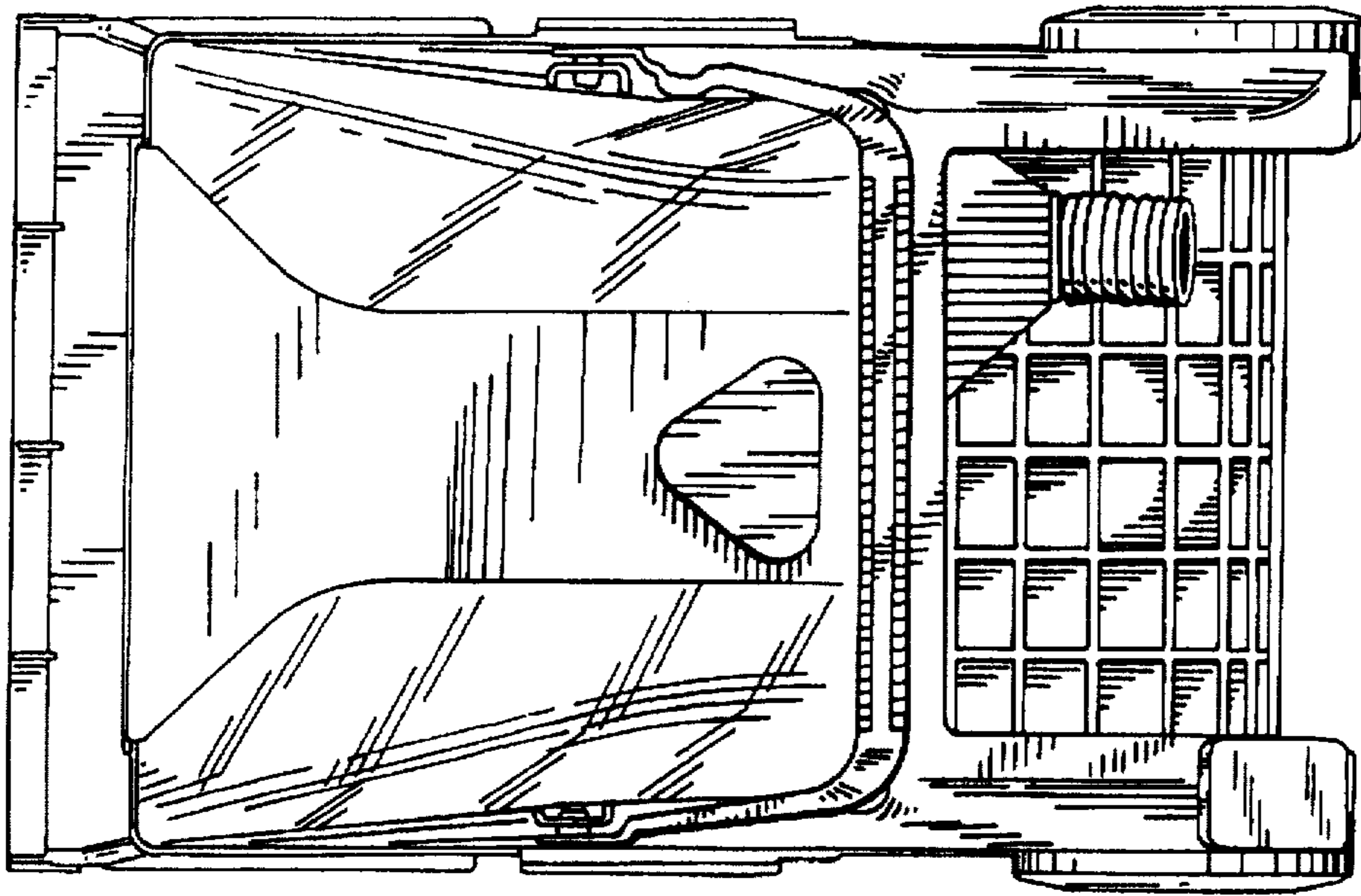


Fig. 5

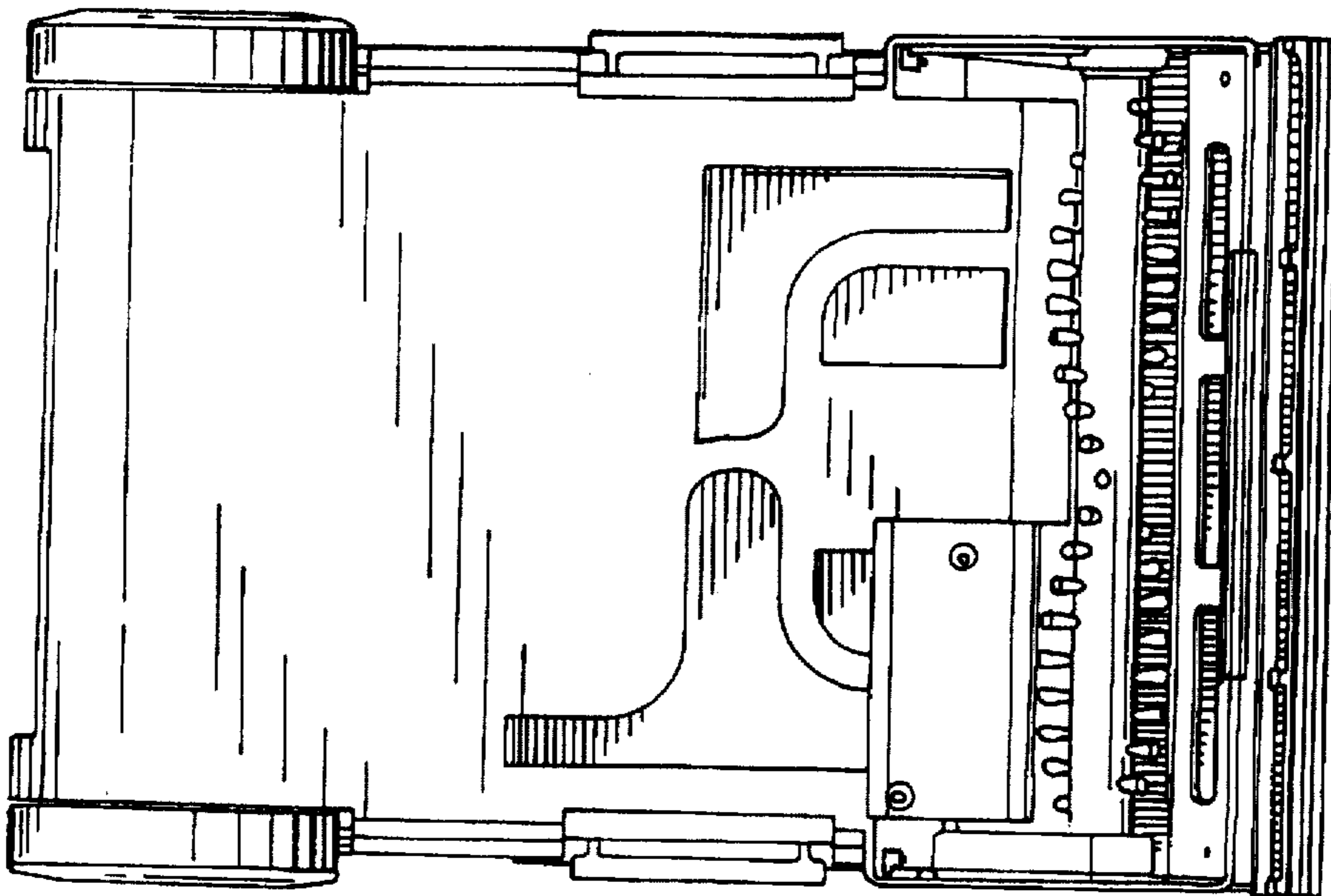


Fig. 6