



US00D387506S

United States Patent [19]
Kosh

[11] **Patent Number:** **Des. 387,506**
[45] **Date of Patent:** ****Dec. 9, 1997**

[54] **SET OF RESTRAINT BELT PADS**
[75] **Inventor:** **Matthew Kosh**, Seattle, Wash.
[73] **Assignee:** **Bodypoint Designs, Inc.**, Seattle, Wash.
[**] **Term:** **14 Years**

[21] **Appl. No.:** **55,438**
[22] **Filed:** **Jun. 4, 1996**
[51] **LOC (6) Cl.** **29-02**
[52] **U.S. Cl.** **D29/122**
[58] **Field of Search** D29/100, 120,
D29/121, 122; D2/853, 856; D24/190;
2/16, 22, 311-312; 128/876, 878, 882

[56] **References Cited**

U.S. PATENT DOCUMENTS			
D. 336,566	6/1993	Desjardins	D24/190
D. 349,962	8/1994	Rogers	D24/190
2,162,858	6/1939	Pankey	D2/856
3,570,495	3/1971	Wright	128/DIG. 15
4,640,269	2/1987	Goins	128/DIG. 15
5,483,714	1/1996	Casassa	5/424

Primary Examiner—Ruth McInroy
Attorney, Agent, or Firm—Christensen O'Connor Johnson
& Kindness PLLC

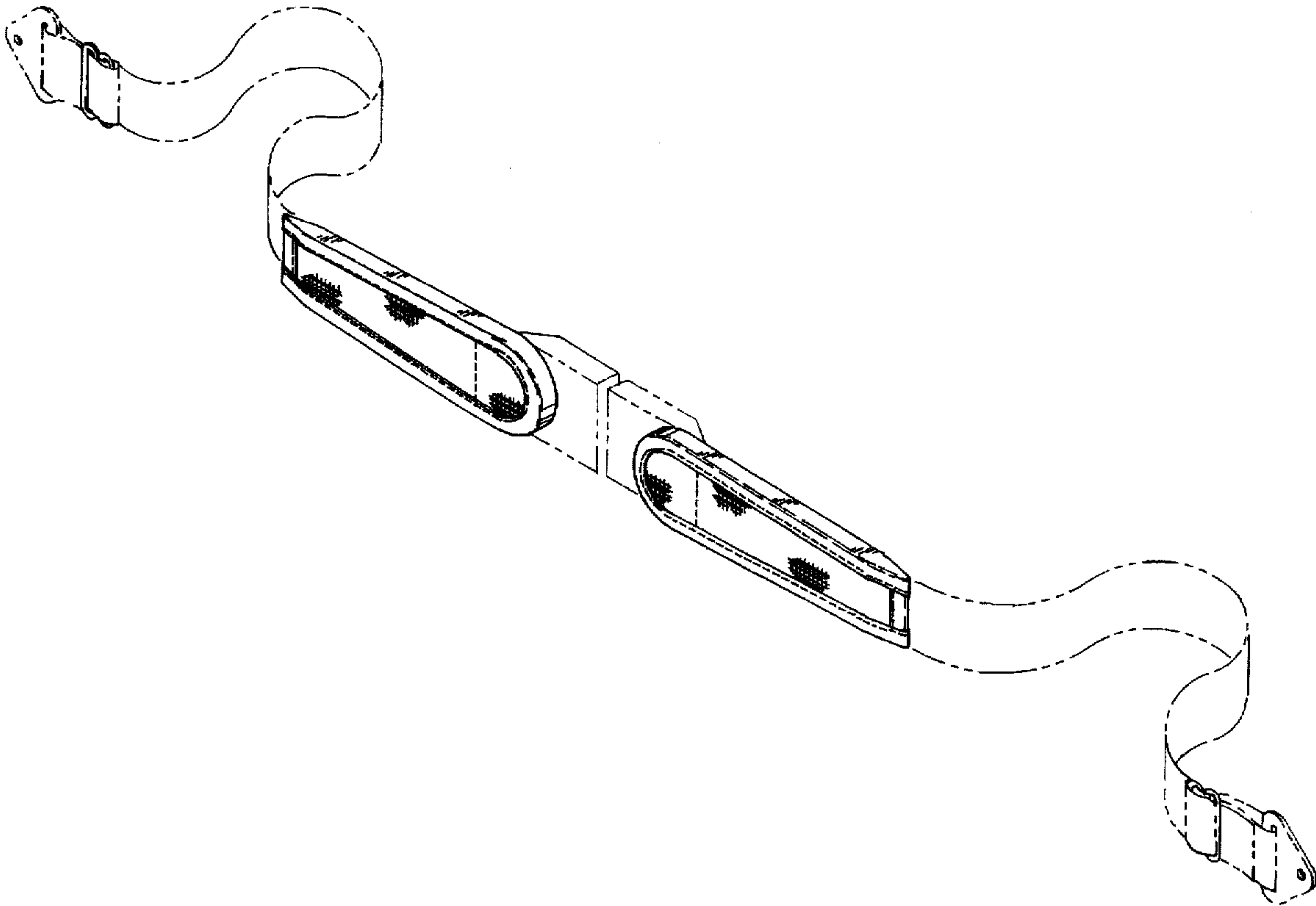
[57] **CLAIM**

An ornamental design for a set of restraint belt pads, as shown and described.

DESCRIPTION

FIG. 1 is a front perspective view of a set of restraint belt pads showing my design;
FIG. 2 is a front elevational view of one pad of the set thereof;
FIG. 3 is a rear elevation view thereof;
FIG. 4 is a right side elevation view thereof;
FIG. 5 is a left side elevation view thereof;
FIG. 6 is a top plan view thereof; and,
FIG. 7 is a bottom plan view thereof.
The broken lines in FIG. 1 are shown for illustrative purposes only and form no part of the claimed design. FIGS. 2-7 show only one pad for ease of illustration, the claim being directed to a set shown in FIG. 1.

1 Claim, 1 Drawing Sheet



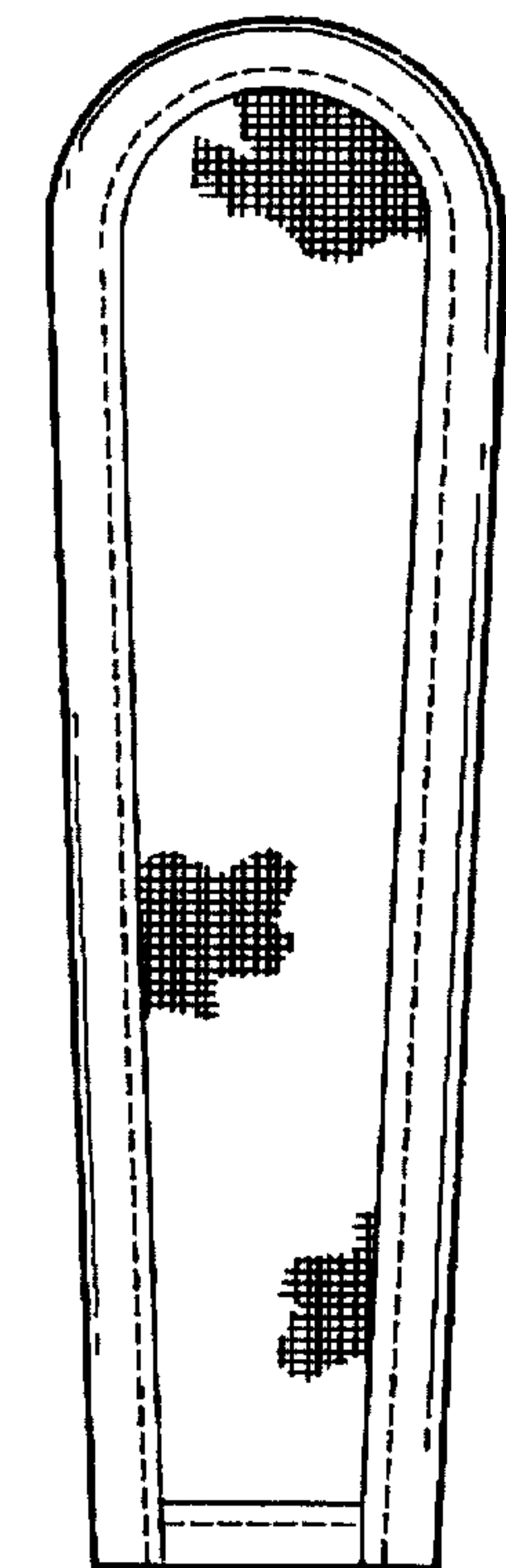


FIG. 2




FIG. 3

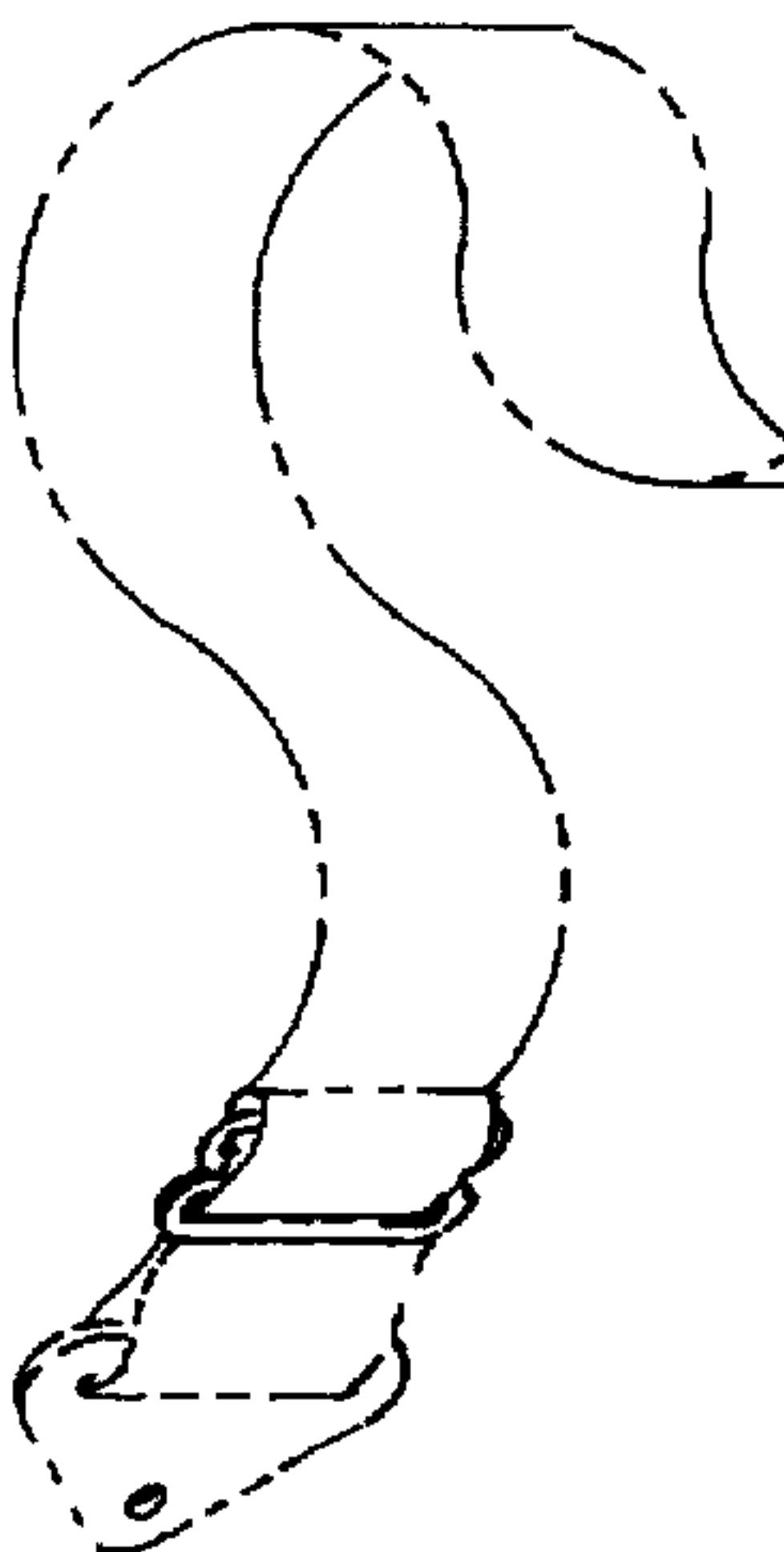


FIG. 4

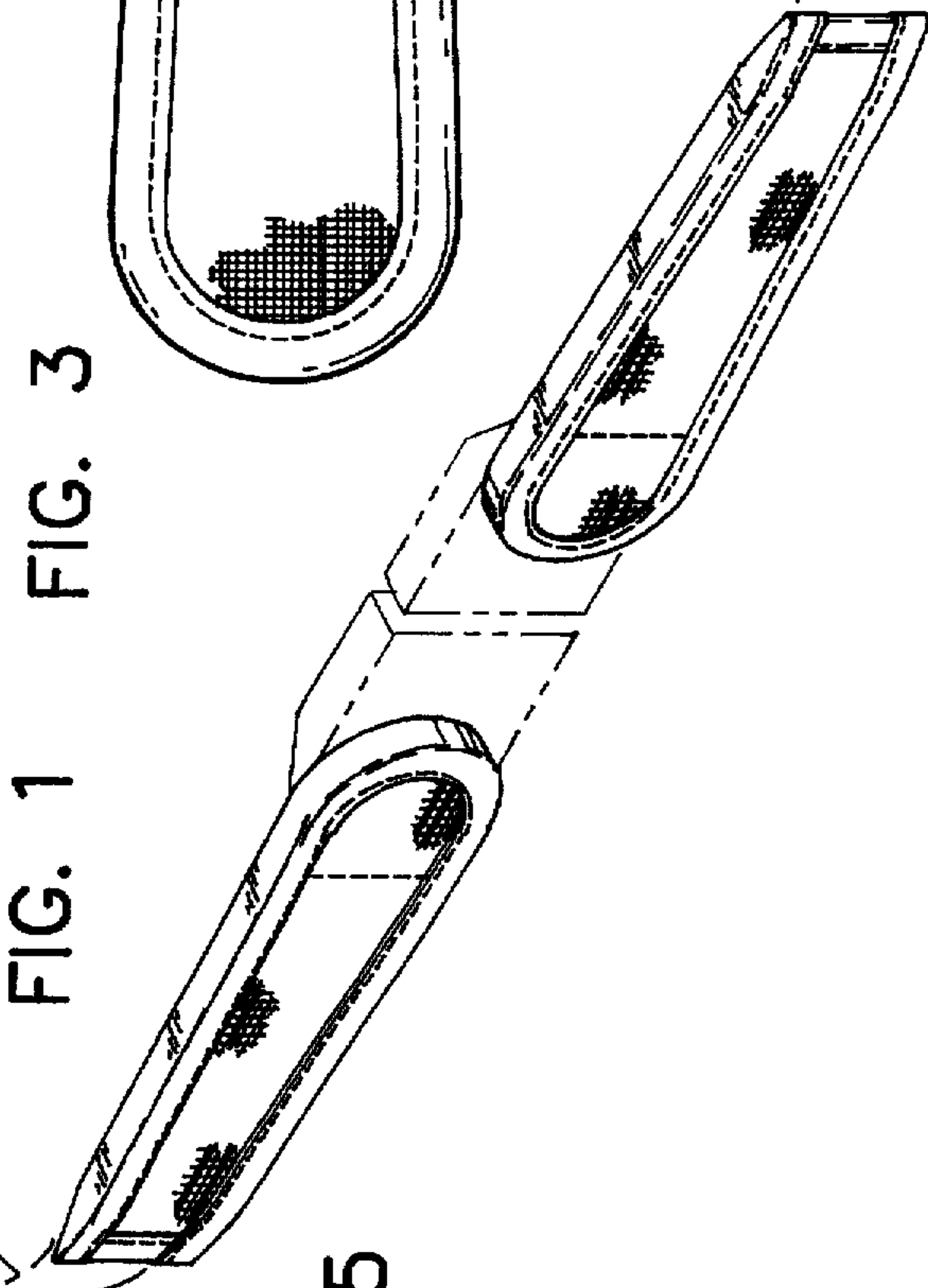


FIG. 5




FIG. 6




FIG. 7