



US00D387489S

**United States Patent** [19]  
**Salvino**

[11] **Patent Number:** **Des. 387,489**  
[45] **Date of Patent:** **\*\*Dec. 9, 1997**

[54] **NAIL FILE WITH SWIVEL HANDLE**

[76] **Inventor:** **Larry P. Salvino**, 1815 Elm Ct.,  
Dundee, Ill. 60118

[\*\*] **Term:** **14 Years**

[21] **Appl. No.:** **60,989**

[22] **Filed:** **Oct. 8, 1996**

[51] **LOC (6) Cl.** ..... **28-03**

[52] **U.S. Cl.** ..... **D28/59**

[58] **Field of Search** ..... **D28/56, 57, 59,**  
**D28/62; 132/73, 73.5, 75.3, 75.6, 76.5,**  
**76.4, 76.2, 75**

[56] **References Cited**

**U.S. PATENT DOCUMENTS**

D. 133,008	7/1942	McCall	.....	D28/59 X
1,312,653	8/1919	Watrous	.....	132/76.2 X
2,215,877	9/1940	Johnson	.....	132/76.2 X
4,785,835	11/1988	Bray	.....	132/76.4
5,287,863	2/1994	La Joie et al.	.....	D28/59 X

**OTHER PUBLICATIONS**

Hong Kong Enterprise Feb. 1993, p. 427: emery board indicated by arrow.

*Primary Examiner*—Catherine Tuttle  
*Attorney, Agent, or Firm*—Banner & Witcoff, Ltd.

[57] **CLAIM**

The ornamental design for a nail file with swivel handle, as shown and described.

**DESCRIPTION**

FIG. 1 is a right side view of a nail file showing my new design;

FIG. 2 is a left side view thereof;

FIG. 3 is a front end view thereof;


FIG. 4 is a rear end view thereof;

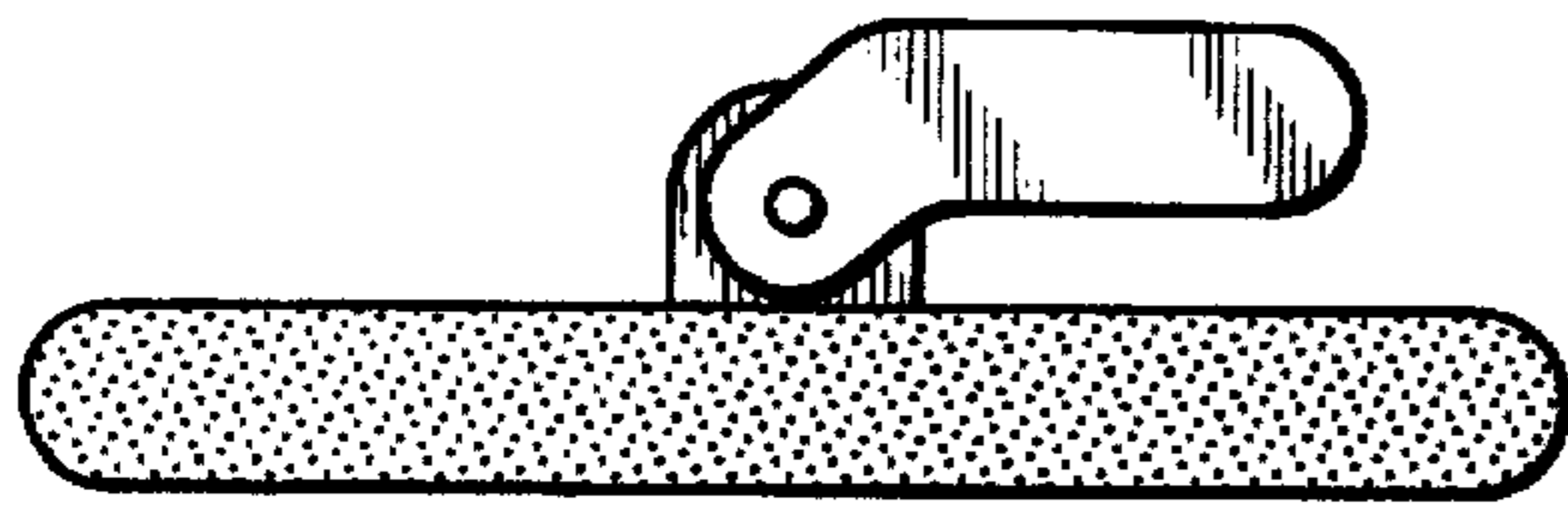
FIG. 5 is a bottom view thereof;

FIG. 6 is a top view thereof; and,

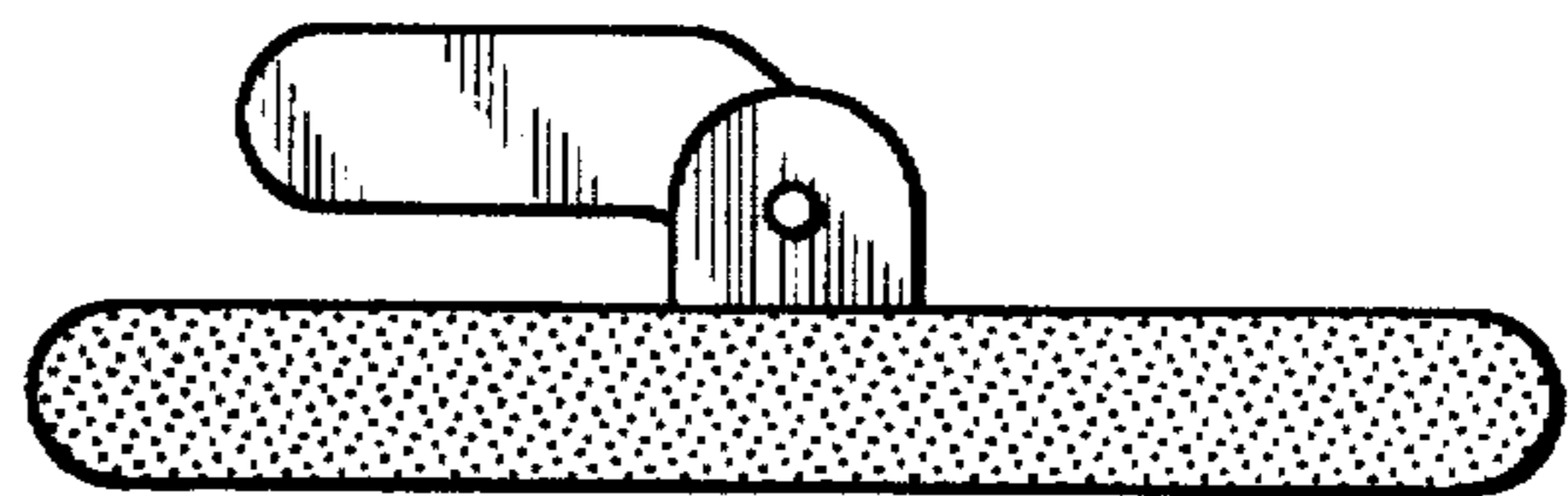
FIG. 7 is a perspective view thereof.

**1 Claim, 1 Drawing Sheet**





*Fig. 1*



*Fig. 2*



*Fig. 3*



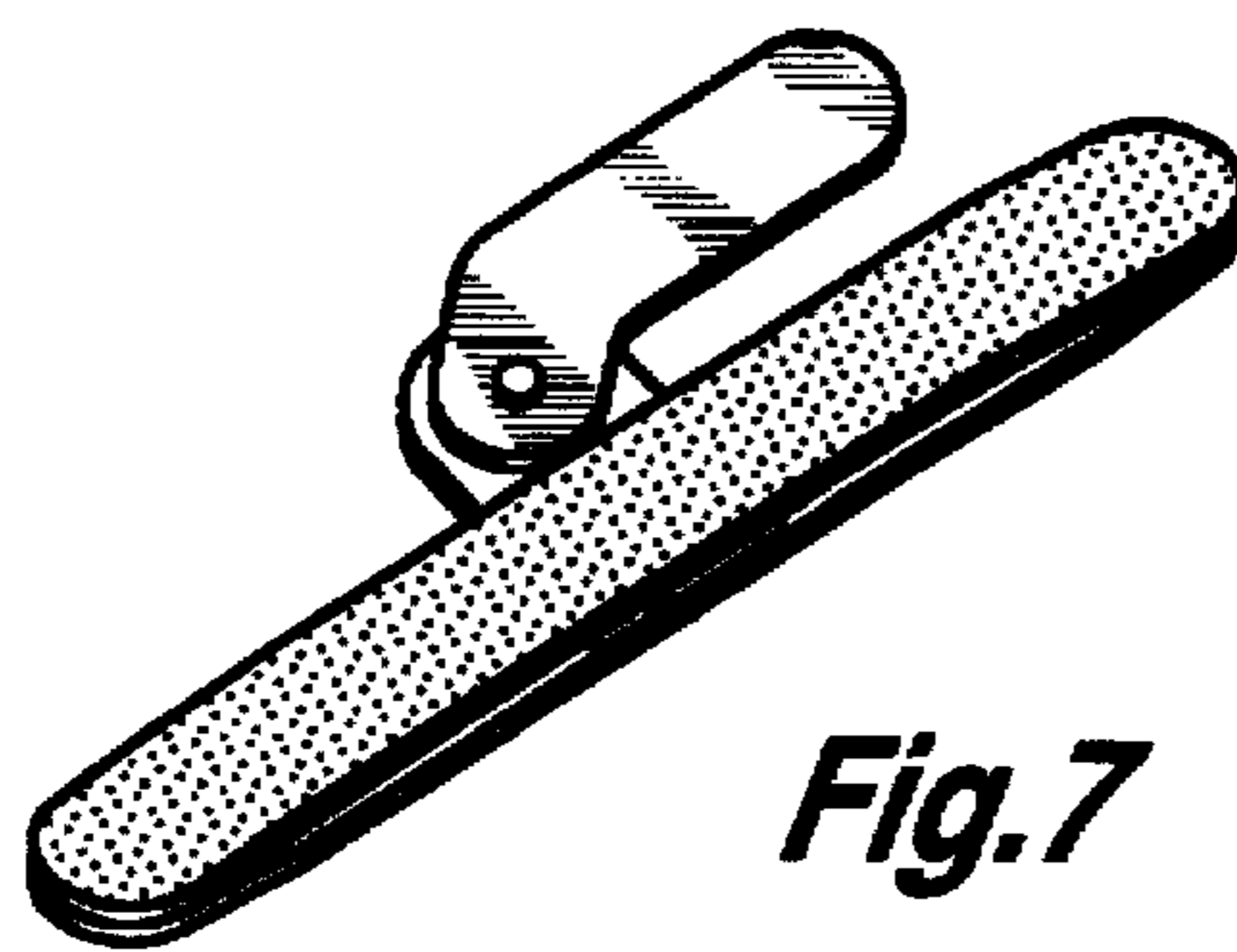
*Fig. 4*



*Fig. 5*



*Fig. 6*



*Fig. 7*