



US00D387484S

United States Patent [19] Hong

[11] Patent Number: **Des. 387,484**

[45] Date of Patent: ****Dec. 9, 1997**

[54] LIQUID SHAMPOO DISPENSING COMB

[76] Inventor: **Li Hong**, 222 S. Figueroa St., Los Angeles, Calif. 90012

[**] Term: **14 Years**

[21] Appl. No.: **62,544**

[22] Filed: **Nov. 18, 1996**

[51] LOC (6) Cl. **28-03**

[52] U.S. Cl. **D28/25; D28/30**

[58] Field of Search D28/7, 25, 30, D28/20; D9/338; 132/112, 113, 114, 115, 150, 219; 401/28; D4/114, 116, 117, 136

[56] **References Cited**

U.S. PATENT DOCUMENTS

D. 184,870	4/1959	Heinrich	D28/24	X
D. 353,019	11/1994	Kimmell et al.	D28/25	
468,445	2/1892	Westervelt	132/141	X
753,968	3/1904	Farmer	132/112	
798,407	8/1905	Frost	132/118	X
1,724,984	8/1929	Willey	132/118	X
2,410,086	10/1946	Lewis	132/142	X
2,416,704	3/1947	Mims	132/118	X

3,291,141	12/1966	Quino et al.	132/118	X
3,960,154	6/1976	Pollard	132/112	X
5,289,833	3/1994	McDonald	132/113	X

FOREIGN PATENT DOCUMENTS

393009	12/1908	France	132/114	
2420326	11/1975	Germany	132/219	
325054	2/1930	United Kingdom	132/114	

Primary Examiner—Ted Shooman

Assistant Examiner—C. Tuttle

[57] **CLAIM**

The ornamental design for a liquid shampoo dispensing comb, as shown and described.

DESCRIPTION

FIG. 1 is a front elevational view of the liquid shampoo dispensing comb showing my new design;

FIG. 2 is a rear elevational view thereof;

FIG. 3 is a right side view thereof;

FIG. 4 is a left side view thereof;

FIG. 5 is a top plan view thereof; and,

FIG. 6 is a bottom plan view thereof.

1 Claim, 3 Drawing Sheets

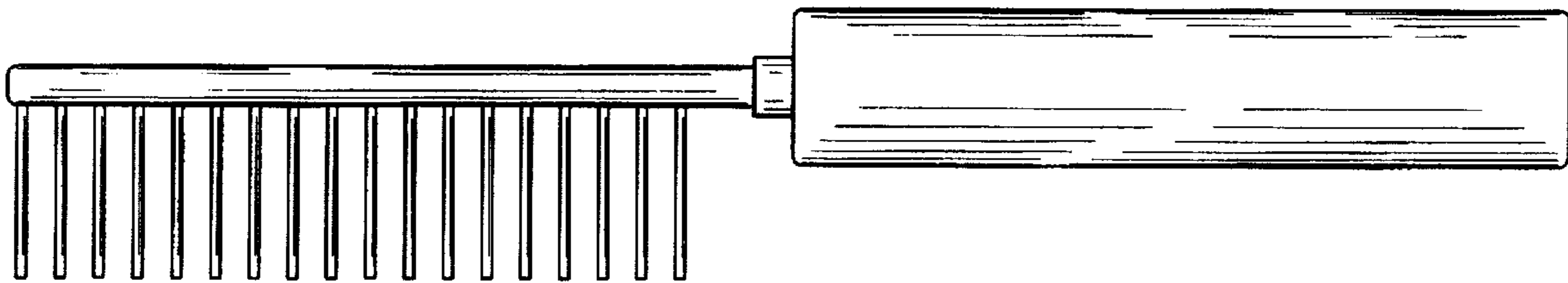


FIG. 1

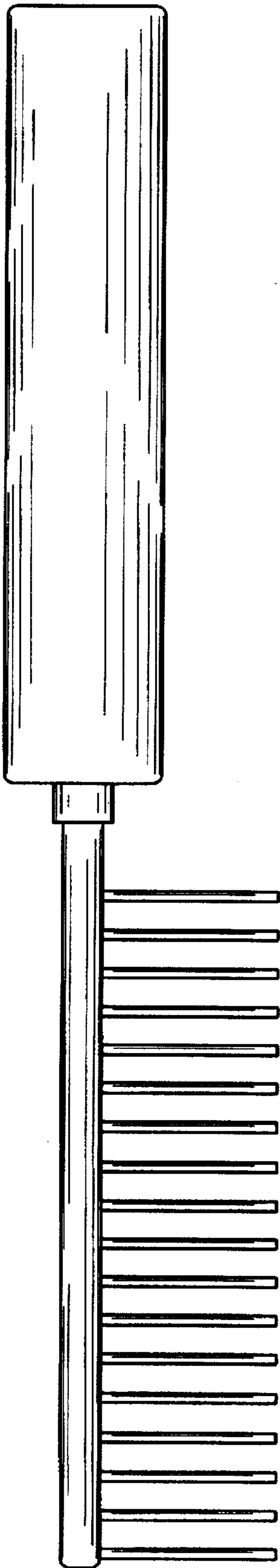


FIG. 2

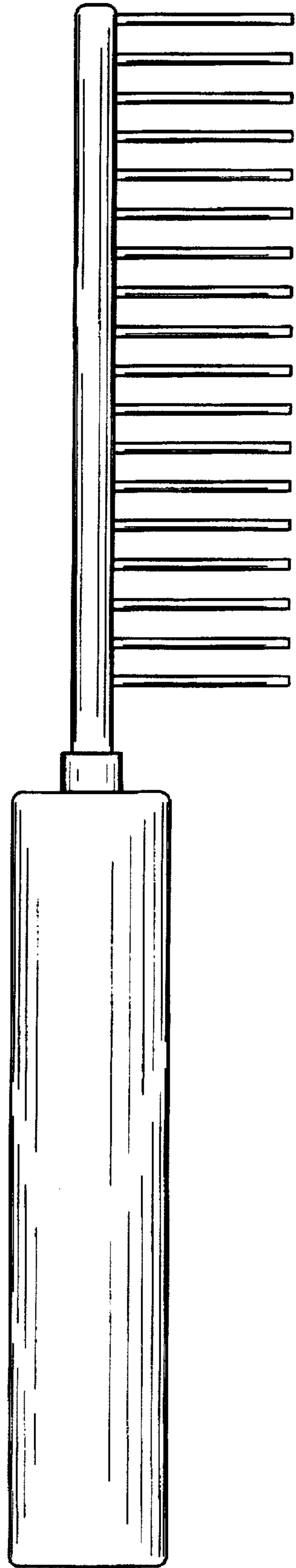


FIG. 3




FIG. 4

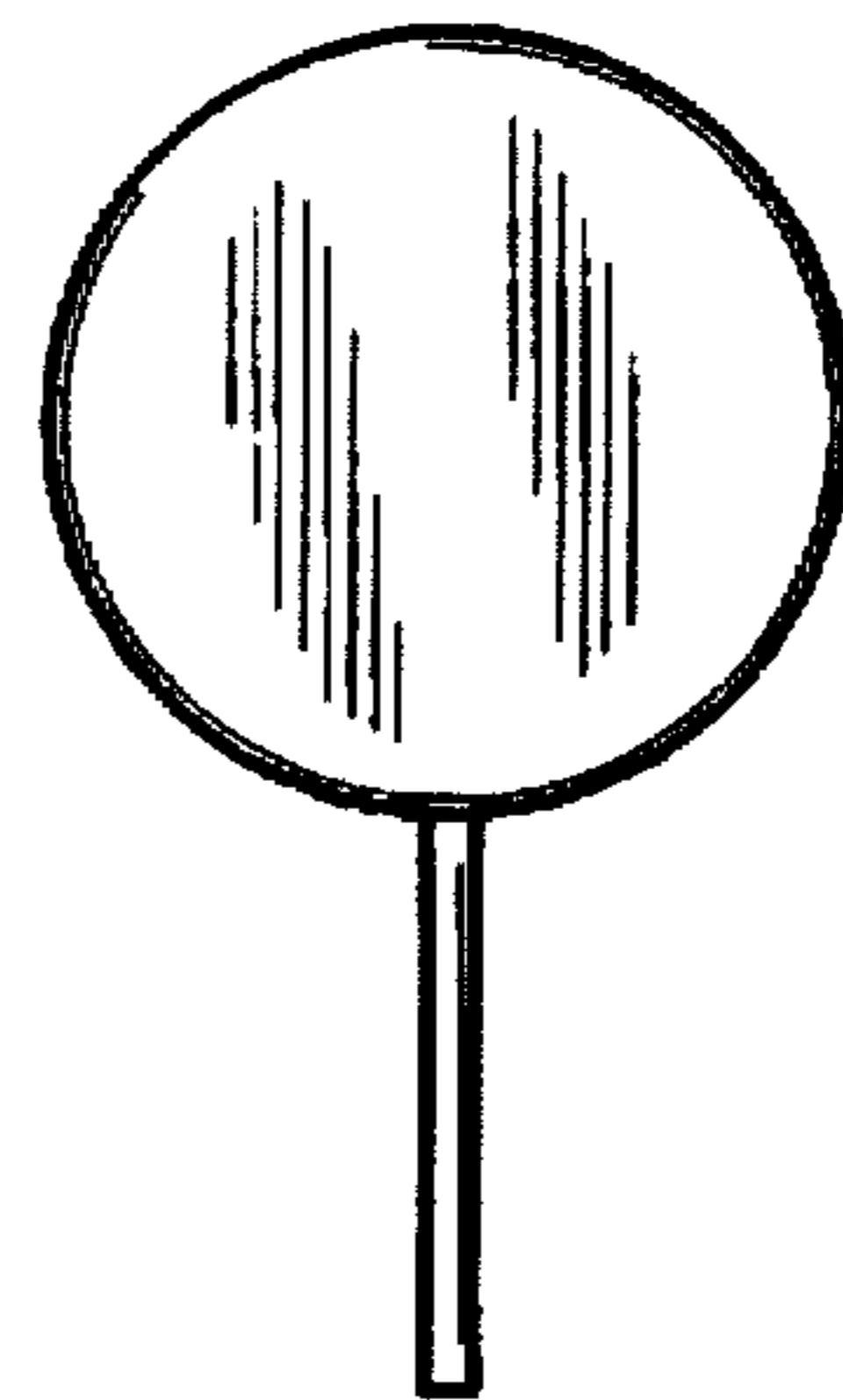


FIG. 5

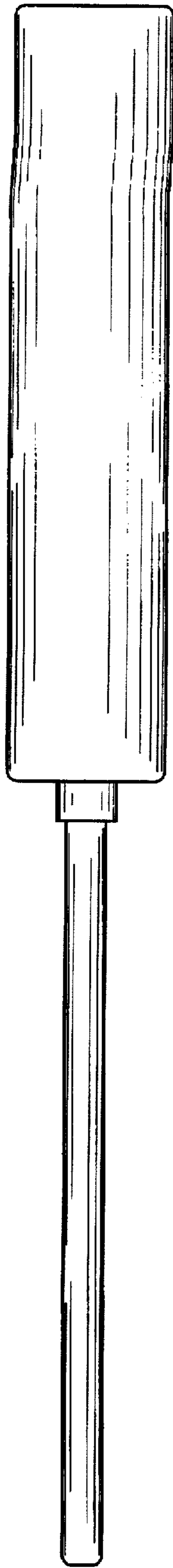


FIG. 6

