



US00D387478S

**United States Patent** [19]  
**Chen**

[11] **Patent Number:** **Des. 387,478**

[45] **Date of Patent:** **\*\*Dec. 9, 1997**

[54] **CIGAR CUTTER**

513,581 1/1894 Pierre ..... 30/112  
819,875 5/1906 Garrigus ..... 30/112

[76] **Inventor:** **Su-Fen Chen**, No. 2, Lane 320, Te  
Feng Road Section 1, Ta Li City,  
Taichung Hsien, Taiwan

*Primary Examiner*—Susan J. Lucas  
*Assistant Examiner*—Jennifer Register  
*Attorney, Agent, or Firm*—Charles E. Baxley, Esq.

[\*\*] **Term:** **14 Years**

[57] **CLAIM**

[21] **Appl. No.:** **59,609**

The ornamental design for a cigar cutter, as shown and described.

[22] **Filed:** **Sep. 13, 1996**

**DESCRIPTION**

[51] **LOC (6) Cl.** ..... **27-99**

[52] **U.S. Cl.** ..... **D27/195**

[58] **Field of Search** ..... D27/195, 193,  
D27/194; 131/253, 154, 252, 248; 30/111,  
112, 113, 109

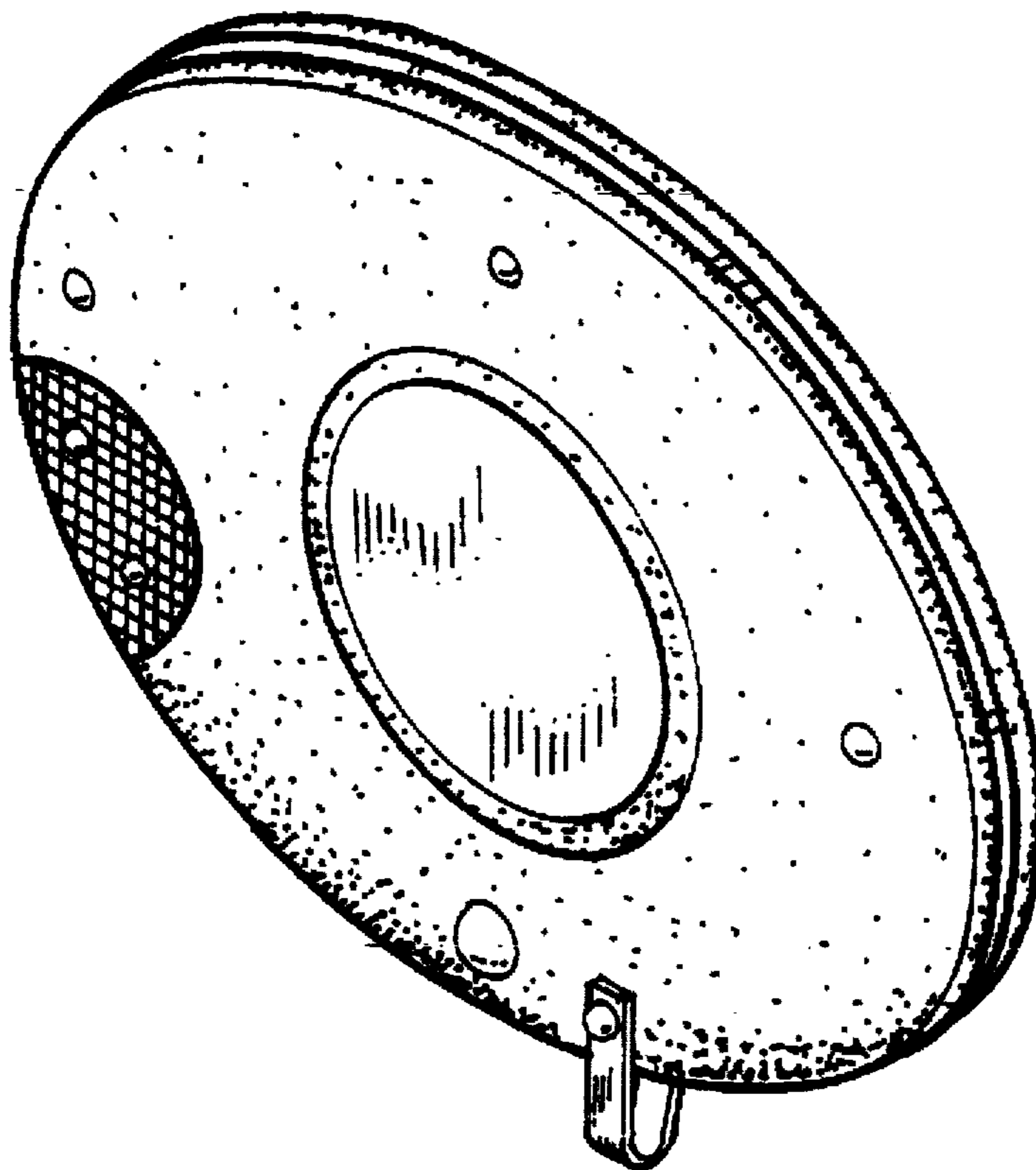
FIG. 1 is a perspective view of a cigar cutter showing my new design;  
FIG. 2 is a front elevational view of a cigar thereof; the rear elevational view being identical in appearance;  
FIG. 3 is a top plan view thereof;  
FIG. 4 is a bottom plan view thereof;  
FIG. 5 is a left side elevational view thereof; and,  
FIG. 6 is a right side elevational view thereof.

[56] **References Cited**

**U.S. PATENT DOCUMENTS**

D. 244,390 5/1977 Zimmerman ..... D27/195

**1 Claim, 4 Drawing Sheets**



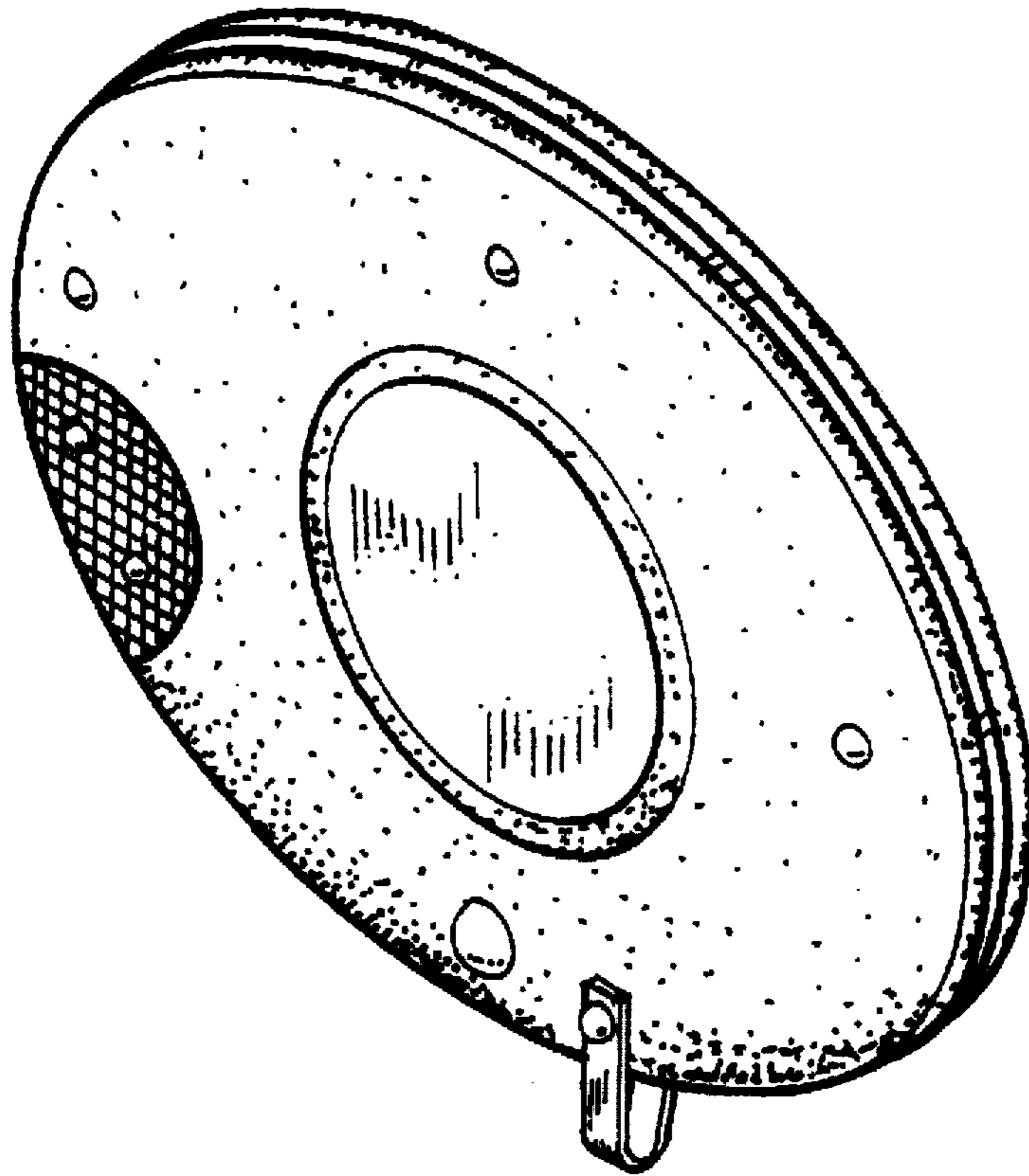


FIG. 1




FIG. 3

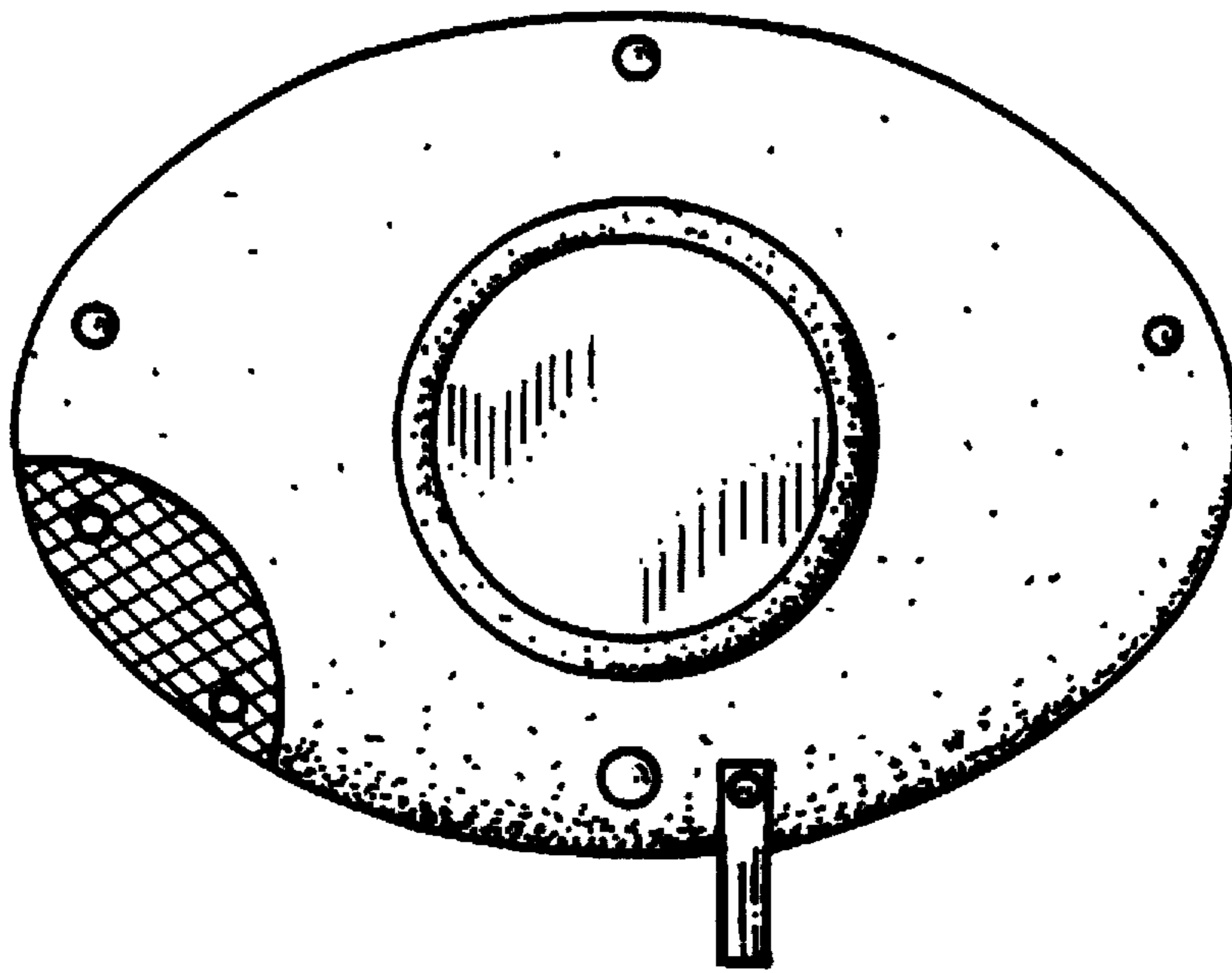


FIG. 2



FIG. 4




FIG. 6



FIG. 5