



US00D387477S

# United States Patent [19] Schmidt

[11] Patent Number: Des. 387,477  
[45] Date of Patent: \*\*Dec. 9, 1997

[54] CIGAR CUTTER  
[75] Inventor: G. Gerry Schmidt, Newport Beach, Calif.  
[73] Assignee: Pacific Handy Cutter, Inc., Costa Mesa, Calif.  
[\*\*] Term: 14 Years

1,237,023 8/1917 Davidson .  
1,450,674 4/1923 Marston .  
1,509,311 9/1924 Perry .  
1,770,920 7/1930 Hermani .  
2,010,440 8/1935 Ryan .  
2,365,185 12/1944 Gailey .  
2,862,779 12/1958 Hammond .  
4,997,082 3/1991 Durocher .  
5,011,009 4/1991 Scheurer .

[21] Appl. No.: 56,171  
[22] Filed: Jun. 25, 1996

Primary Examiner—Susan J. Lucas  
Assistant Examiner—Jennifer Register  
Attorney, Agent, or Firm—Oppenheimer Poms Smith

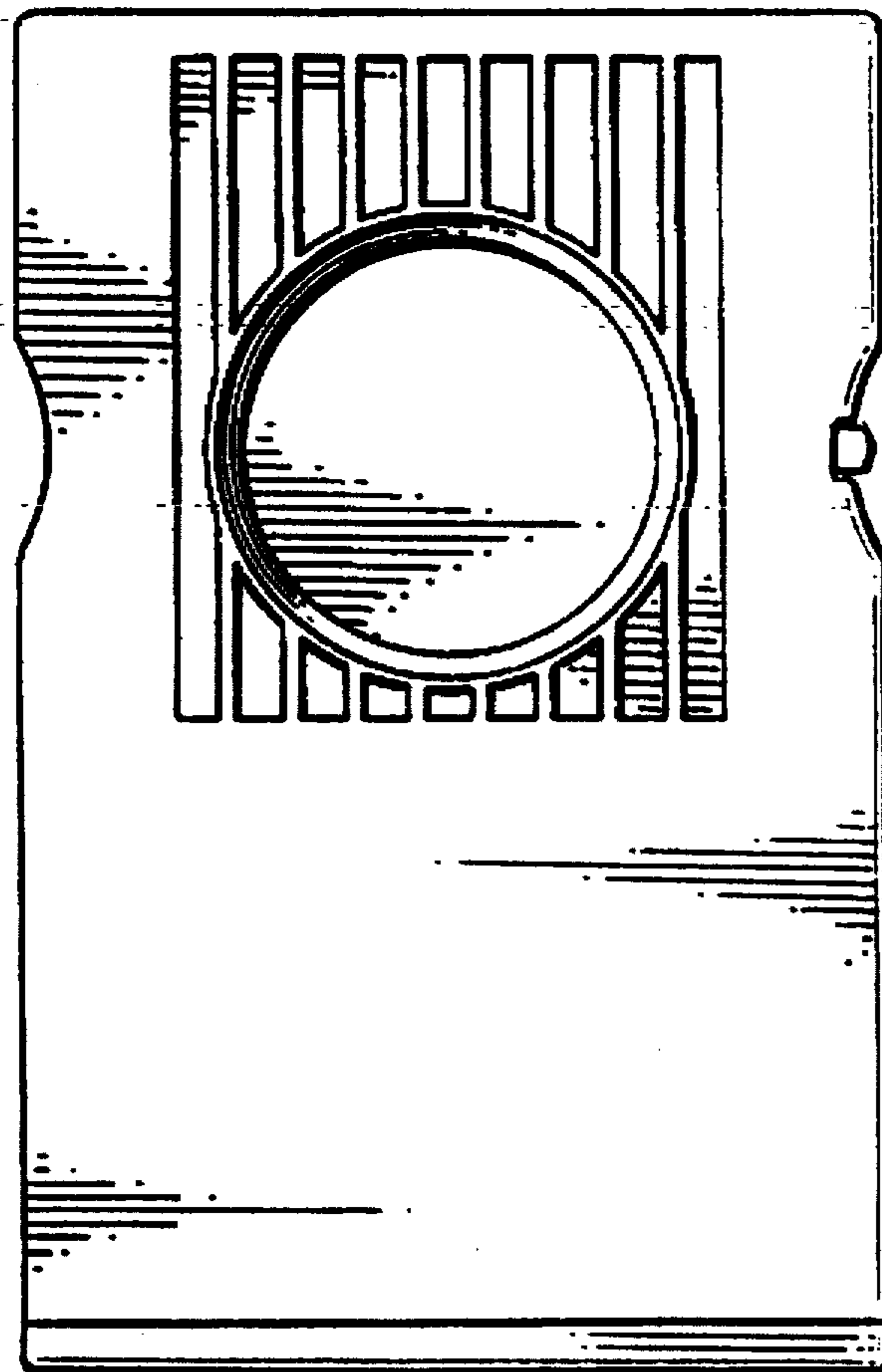
[51] LOC (6) Cl. .... 27-99  
[52] U.S. Cl. .... D27/195  
[58] Field of Search ..... D27/194, 195;  
30/113, 112, 111, 109; 131/248

[57] CLAIM  
The ornamental design for a cigar cutter, as shown.

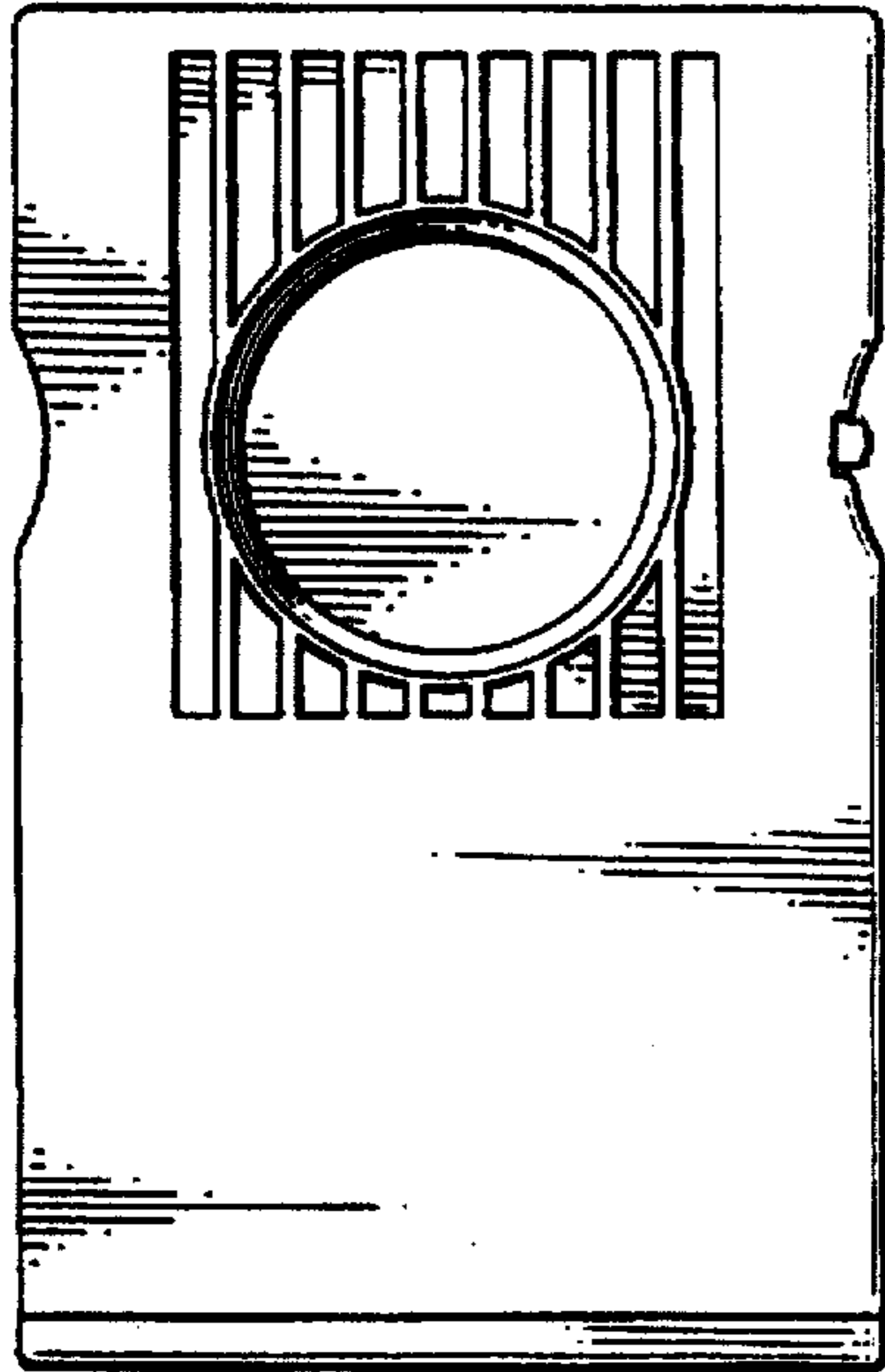

[56] References Cited  
U.S. PATENT DOCUMENTS  
D. 23,579 8/1894 Walters .  
D. 147,120 5/1946 Dietrich .  
D. 314,639 2/1991 Rousseau ..... D27/195  
827,558 7/1906 Niell .  
1,021,849 4/1912 Schwieger .  
1,143,463 6/1915 Terwilliger, Jr. .

DESCRIPTION  
FIG. 1 is a front elevational view of a design for a cigar cutter showing my new design;  
FIG. 2 is a top plan view thereof;  
FIG. 3 is a right hand side elevational view thereof;  
FIG. 4 is a left hand side elevational view thereof;  
FIG. 5 is a rear elevational view thereof; and,  
FIG. 6 is a bottom plan view thereof.

1 Claim, 1 Drawing Sheet



*Fig. 2.*



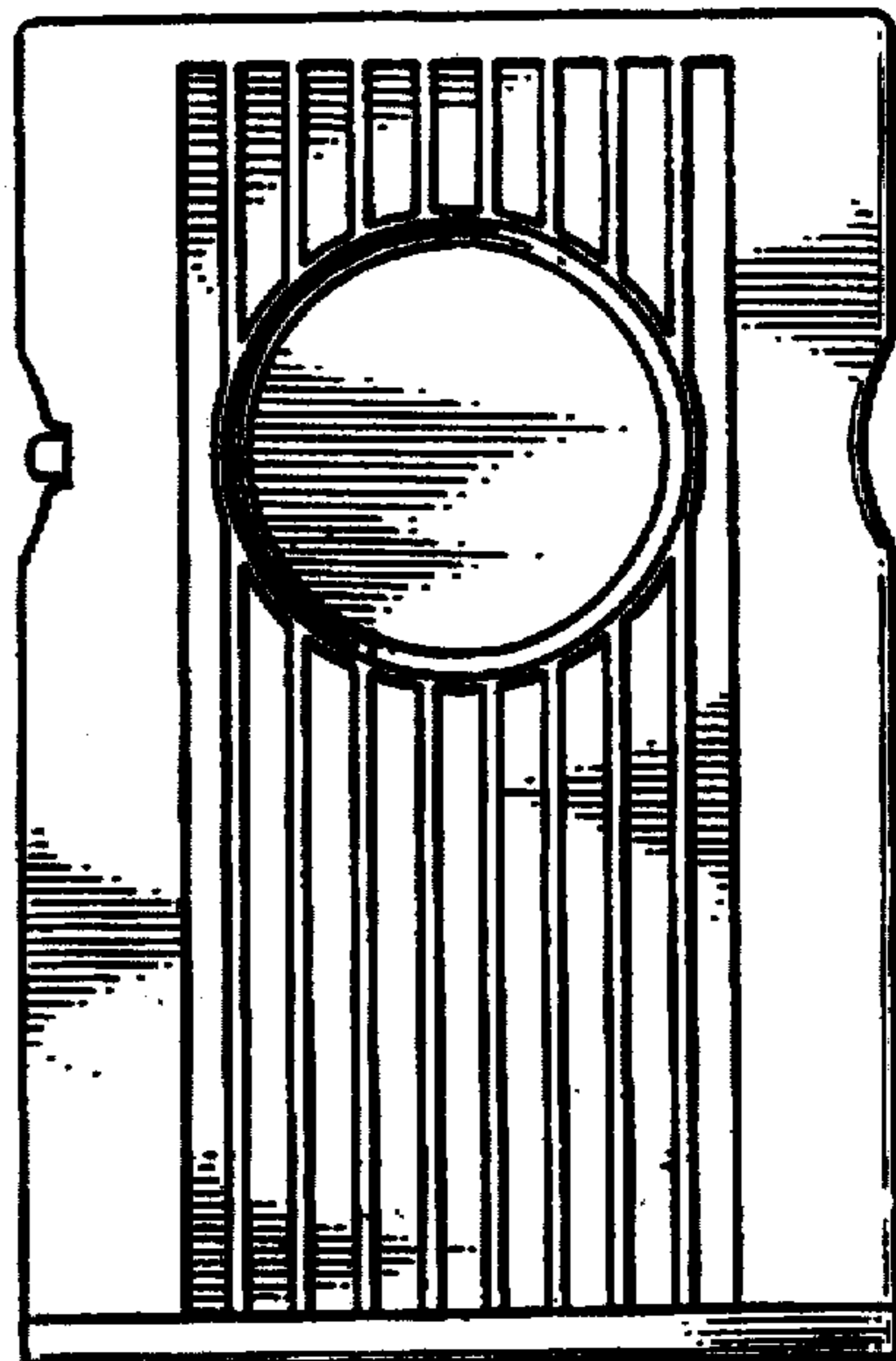
*Fig. 1.*



*Fig. 3.*



*Fig. 4.*



*Fig. 5.*

*Fig. 6.*

