

US00D387474S

United States Patent [19]
Fontaine, Jr.

[11] **Patent Number:** **Des. 387,474**
[45] **Date of Patent:** ****Dec. 9, 1997**

[54] **COMBINATION CIGAR LIGHTER AND CUTTER**

517,546 4/1894 Foster 30/111
2,499,752 3/1950 Hrabal 431/253

[75] **Inventor:** **Walter G. Fontaine, Jr.,** Narragansett, R.I.

Primary Examiner—Susan J. Lucas
Assistant Examiner—Jennifer Register
Attorney, Agent, or Firm—Salter & Michaelson

[73] **Assignee:** **Colibri Corporation,** Providence, R.I.

[57] **CLAIM**

[**] **Term:** **14 Years**

The ornamental design for a combination cigar lighter and cutter, as shown and described.

[21] **Appl. No.:** **63,850**

[22] **Filed:** **Dec. 17, 1996**

DESCRIPTION

[51] **LOC (6) Cl.** **27-02**

[52] **U.S. Cl.** **D27/143; D27/142**

[58] **Field of Search** D27/142, 143, D27/154, 141, 139, 195; 431/128, 143, 142, 127, 258, 253; 131/248, 249; 30/109, 111, 112, 113

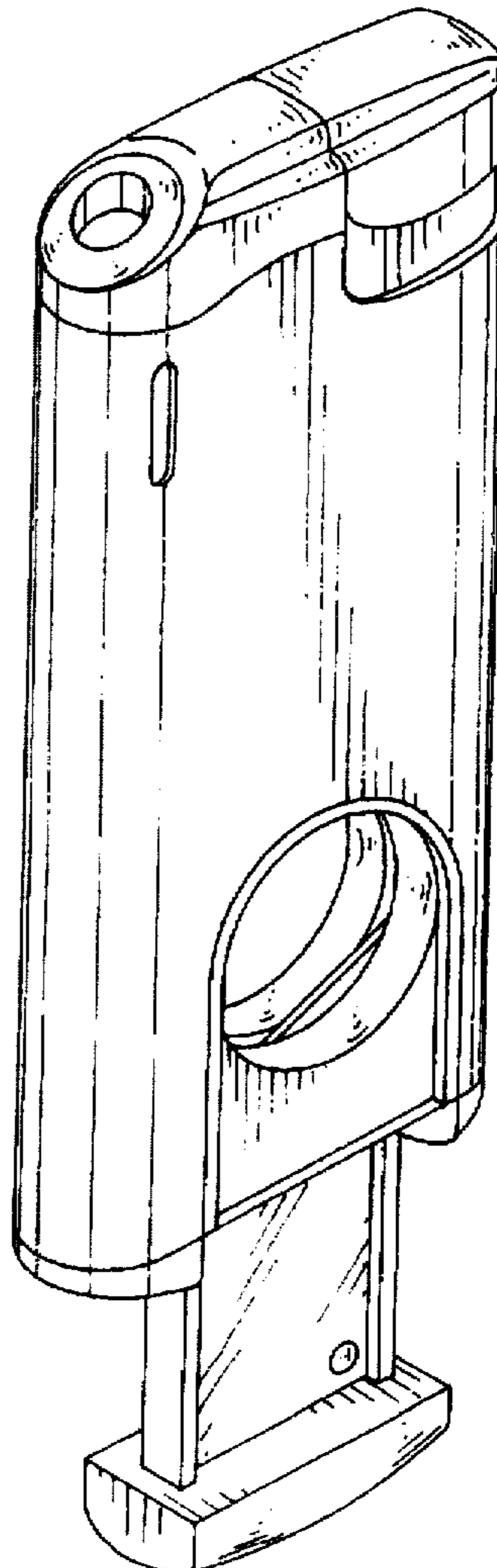

FIG. 1 is a perspective view of a combination cigar lighter and cutter showing my new design;
FIG. 2 is a side elevational view thereof;
FIG. 3 is a elevational view of the opposite side;
FIG. 4 is an end view looking from the left in FIG. 1;
FIG. 5 is an end view looking from the right in FIG. 1;
FIG. 6 is a top plan view thereof;
FIG. 7 is a bottom plan view thereof; and,
FIG. 8 is a perspective view showing the cutter mechanism in retracted position for receiving a cigar.

[56] **References Cited**

U.S. PATENT DOCUMENTS

D. 377,845 2/1997 Maruyama D27/142

1 Claim, 3 Drawing Sheets






FIG. 1




FIG. 2

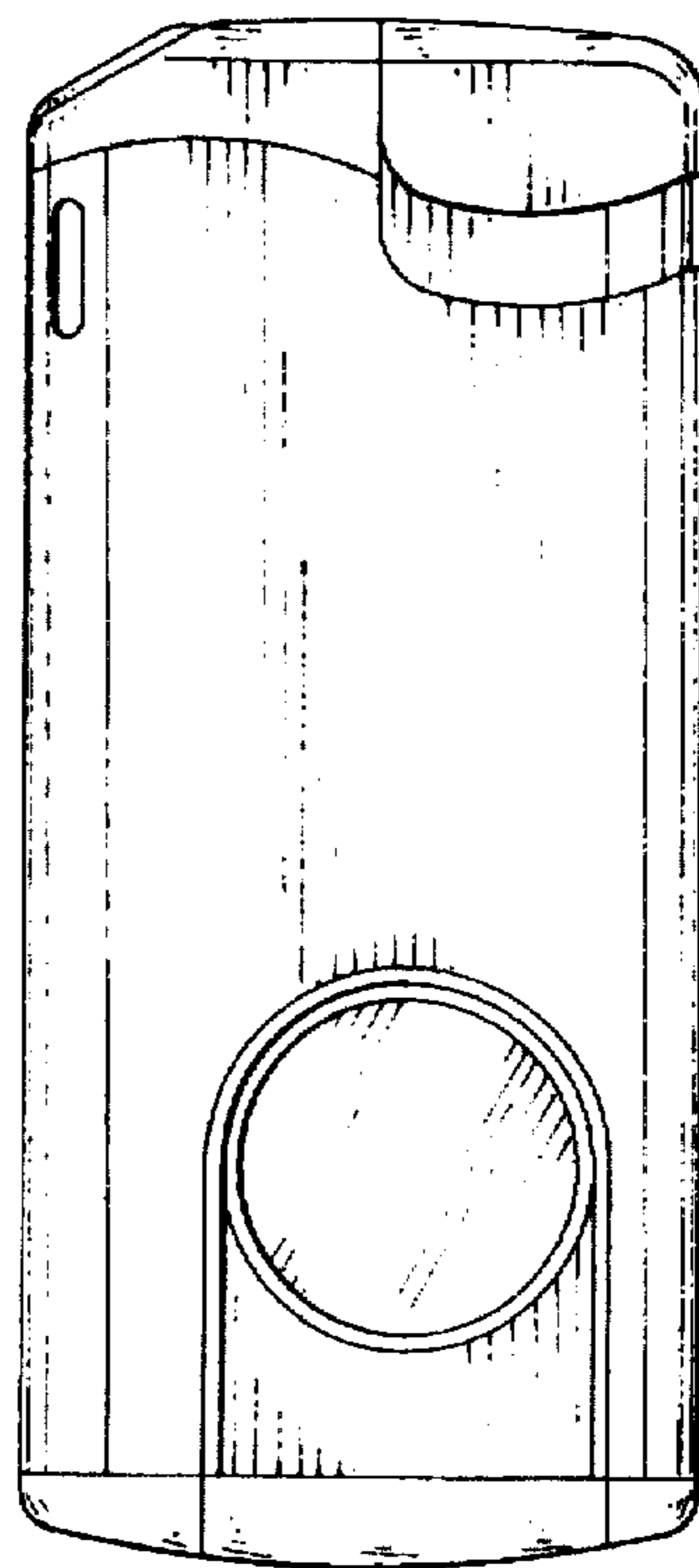


FIG. 3




FIG. 4

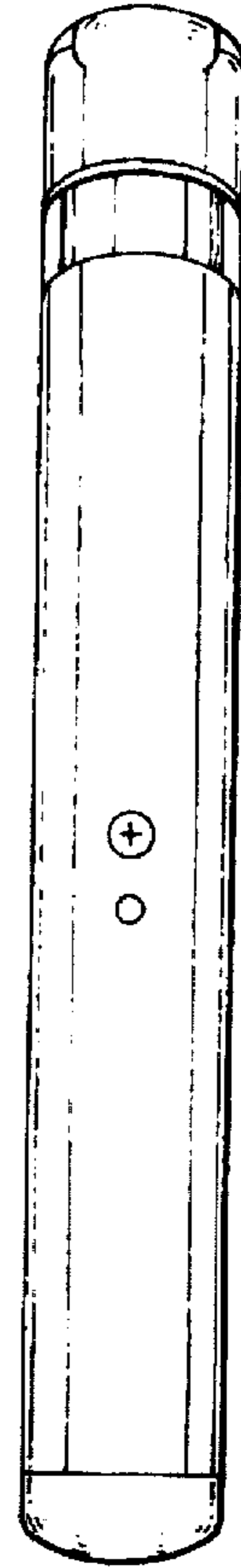


FIG. 5



FIG. 6

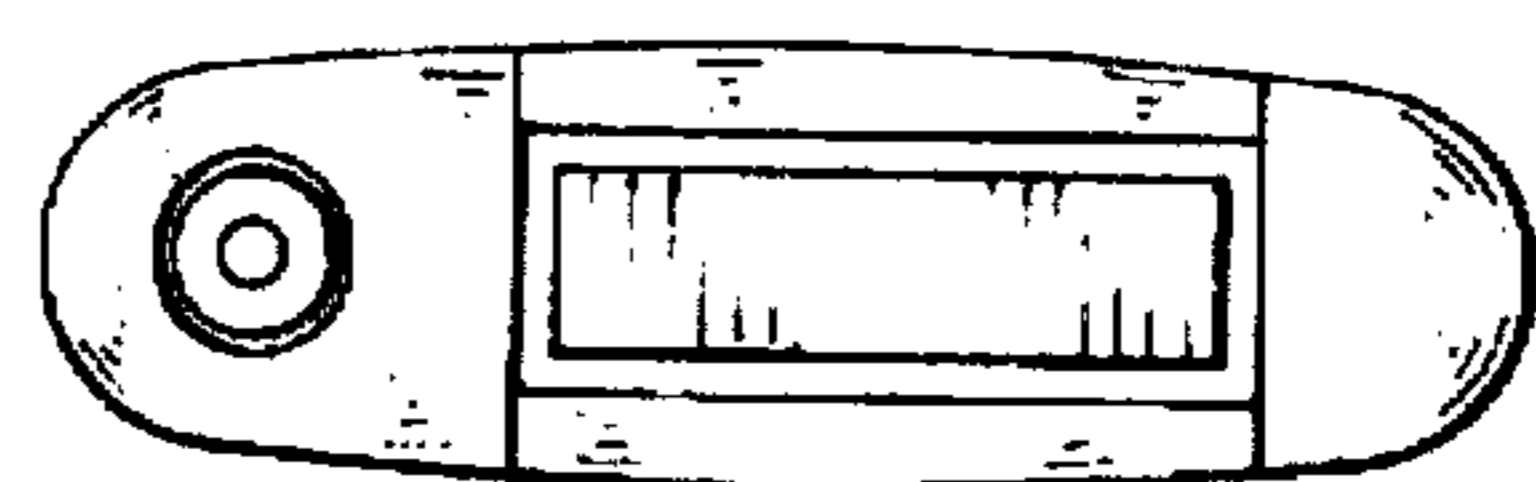


FIG. 7

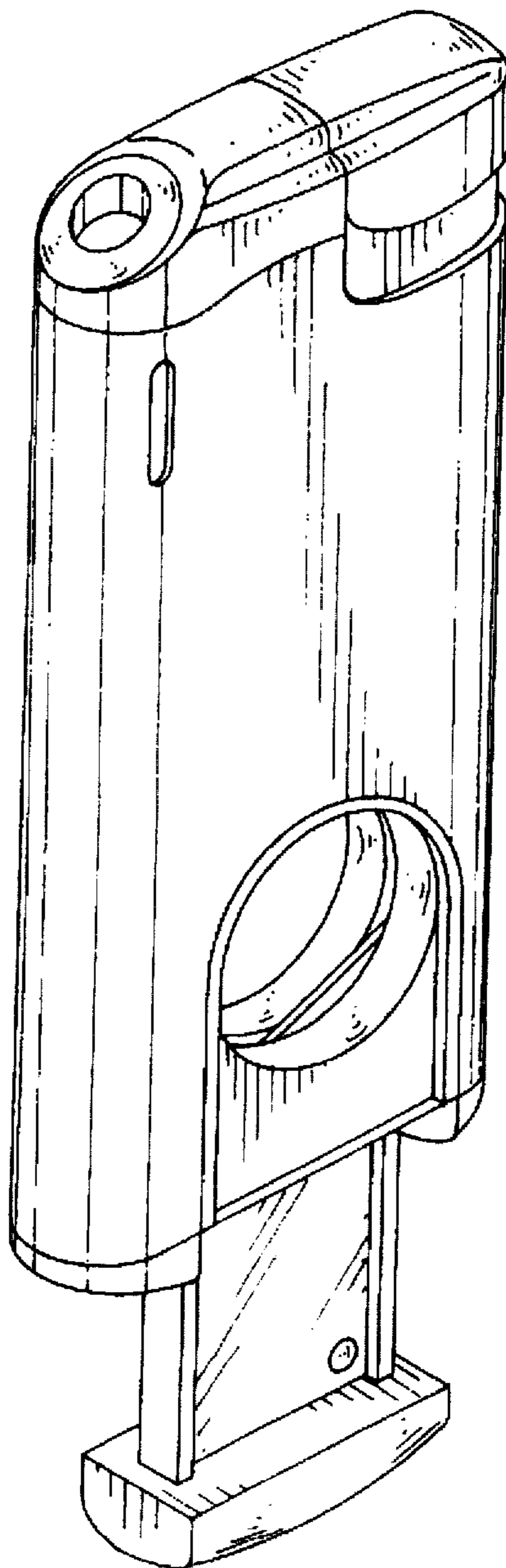


FIG. 8