

US00D387460S

**United States Patent** [19]  
**Huang**

[11] **Patent Number:** **Des. 387,460**

[45] **Date of Patent:** **\*\*Dec. 9, 1997**

[54] **LIGHT SET**

[75] **Inventor:** **Peter K. H. Huang, Taipei, Taiwan**

[73] **Assignee:** **Shining Blick Enterprises Co., Ltd., Taipei, Taiwan**

[\*\*] **Term:** **14 Years**

[21] **Appl. No.:** **61,441**

[22] **Filed:** **Oct. 24, 1996**

[51] **LOC (6) Cl.** ..... **26-05**

[52] **U.S. Cl.** ..... **D26/73; D11/141**

[58] **Field of Search** ..... **D26/73, 94, 80, D26/81, 88, 90, 25; D11/141; 362/806, 807, 121; 428/10, 11**

[56] **References Cited**

**U.S. PATENT DOCUMENTS**

- D. 262,000 11/1981 Gall ..... D11/141
- D. 317,419 6/1991 Ronzheimer ..... D11/141

**OTHER PUBLICATIONS**

Feldmand Lighting Brochure, p. 4, lighting cluster, ceiling lamp box, 1975.

Moe Light Catalog, p. 18, ceiling lighting fixture, #1585, star-shaped bulbs, ceiling lamp box 1962.

*Primary Examiner*—Susan J. Lucas

*Attorney, Agent, or Firm*—Bacon & Thomas

[57] **CLAIM**

The ornamental design for light set, as shown and described.

**DESCRIPTION**

FIG. 1 is a top, front, right side, perspective view of a light set showing my new design;

FIG. 2 is a front view thereof;

FIG. 3 is a rear view thereof;


FIG. 4 is a left view thereof;

FIG. 5 is a right view thereof;

FIG. 6 is a top view thereof; and,

FIG. 7 is a bottom view thereof.

**1 Claim, 6 Drawing Sheets**






FIG. 1

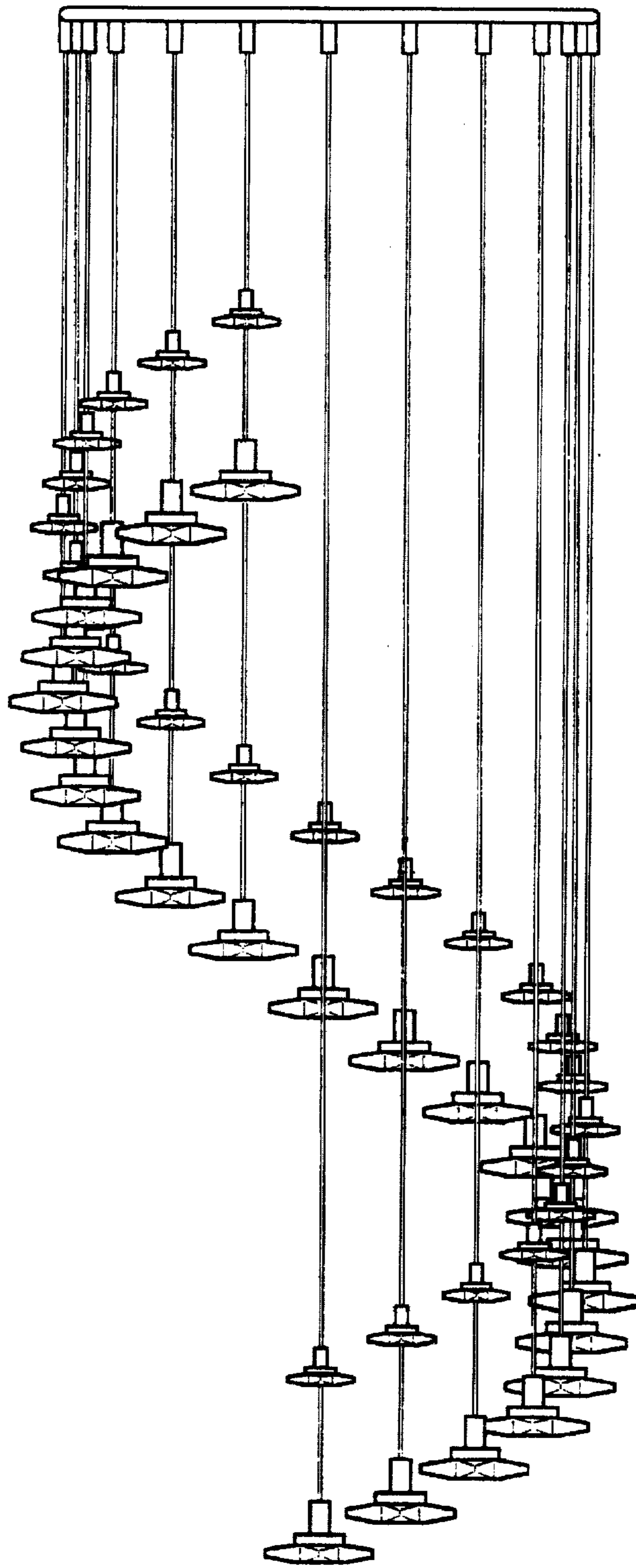


FIG. 2

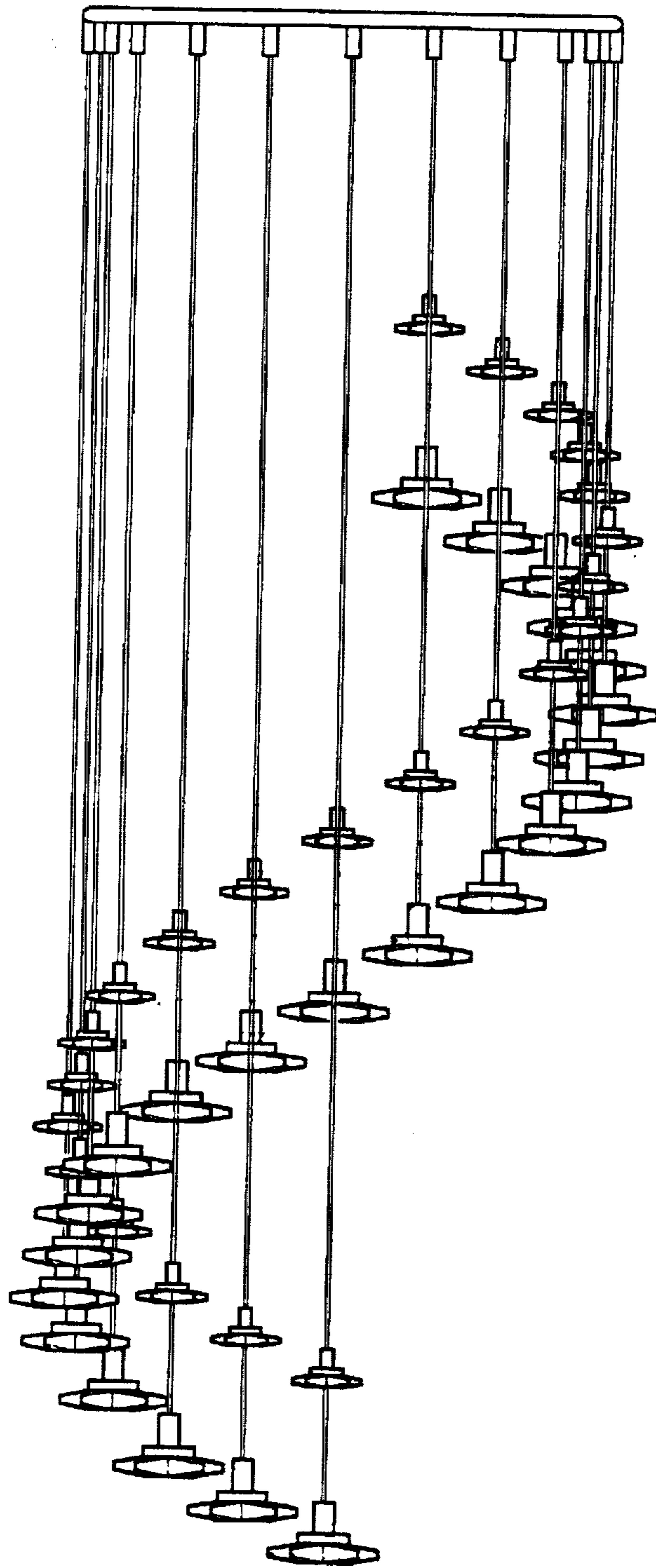


FIG. 3

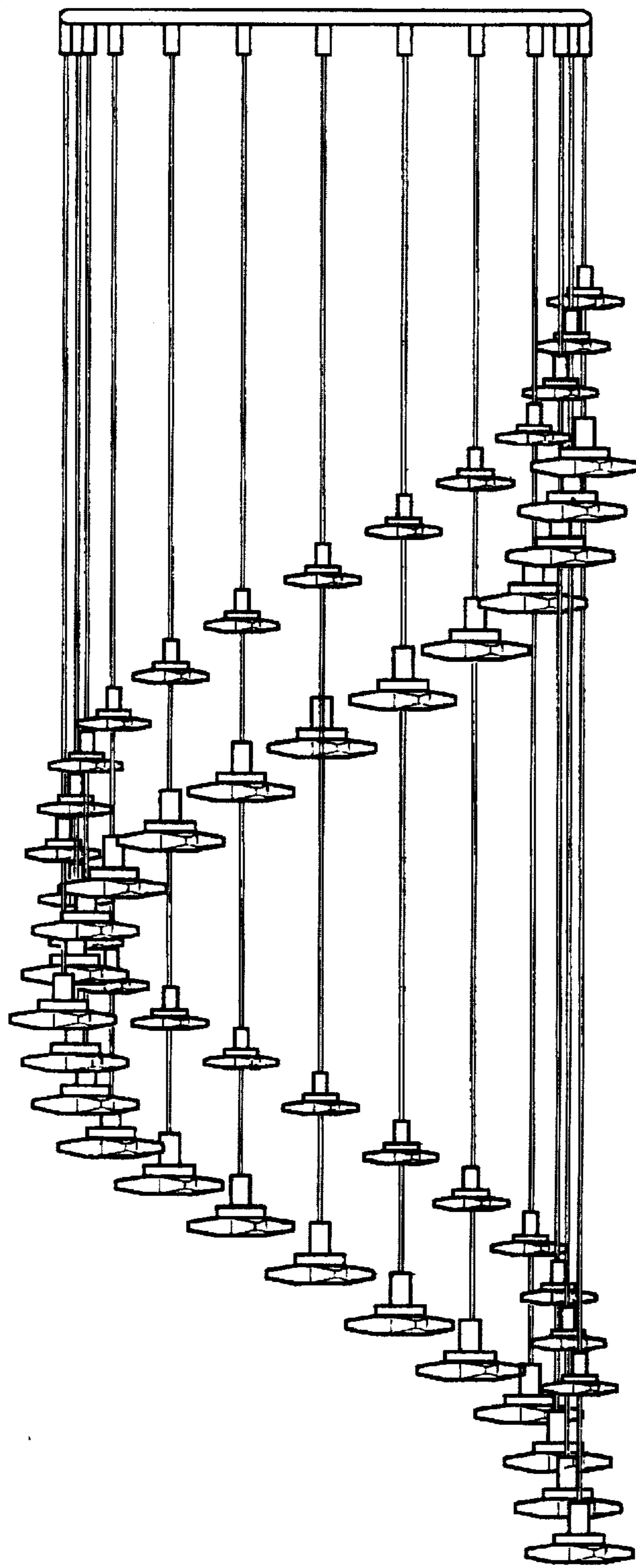


FIG. 4

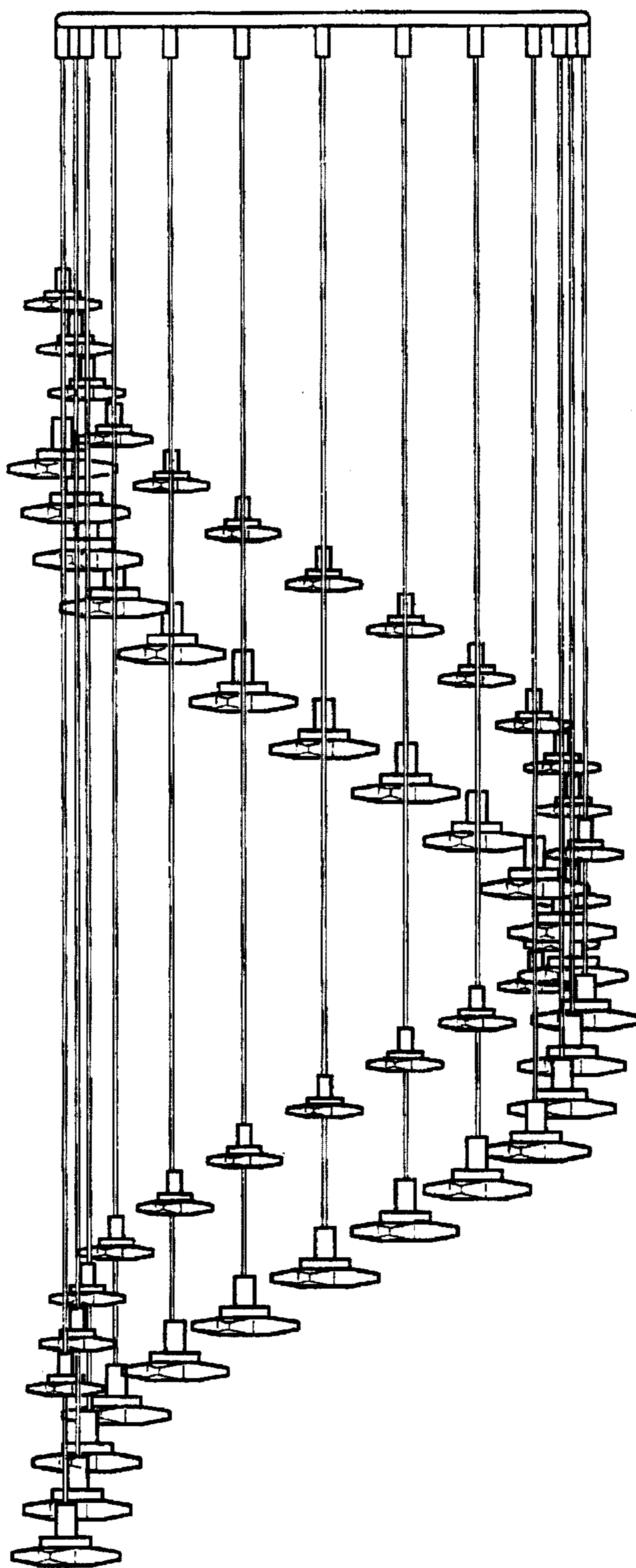


FIG. 5




FIG. 6




FIG. 7