



US00D387454S

United States Patent [19]
Kaiser

[11] **Patent Number:** **Des. 387,454**

[45] **Date of Patent:** ****Dec. 9, 1997**

[54] **HEAD FOR A FLEXIBLE FLASHLIGHT**

[75] **Inventor:** **David W. Kaiser**, North Haven, Conn.

[73] **Assignee:** **Black & Decker Inc.**, Newark, Del.

[**] **Term:** **14 Years**

[21] **Appl. No.:** **37,602**

[22] **Filed:** **Apr. 17, 1995**

[51] **LOC (6) Cl.** **26-02**

[52] **U.S. Cl.** **D26/43**

[58] **Field of Search** **D26/37, 43, 44,**
D26/46, 49, 60, 62; 362/157, 158, 184,
188, 189, 191, 198, 199, 200, 202, 362,
396

[56] **References Cited**

U.S. PATENT DOCUMENTS

D. 147,258	8/1947	Becker	D26/43
D. 166,073	3/1952	Dunkelberger	D26/43
D. 314,246	1/1991	Bache	D26/62
D. 323,403	1/1992	Sinrod	D26/38
3,111,277	11/1963	Grimsley	D26/43 X

Primary Examiner—Alan P. Douglas
Assistant Examiner—Lavone D. Tabor
Attorney, Agent, or Firm—Barry E. Deutsch

[57] **CLAIM**

The ornamental design for a head for a flexible flashlight, as shown and described.

DESCRIPTION

FIG. 1 is a perspective view taken from the front, right and top of a head for a flexible flashlight illustrating my new design, the portion shown in phantom is illustrative of a flexible core to which my new design may be attached;

FIG. 2 is a right side elevational view thereof;

FIG. 3 is a left side elevational view thereof;

FIG. 4 is a front elevational view thereof;

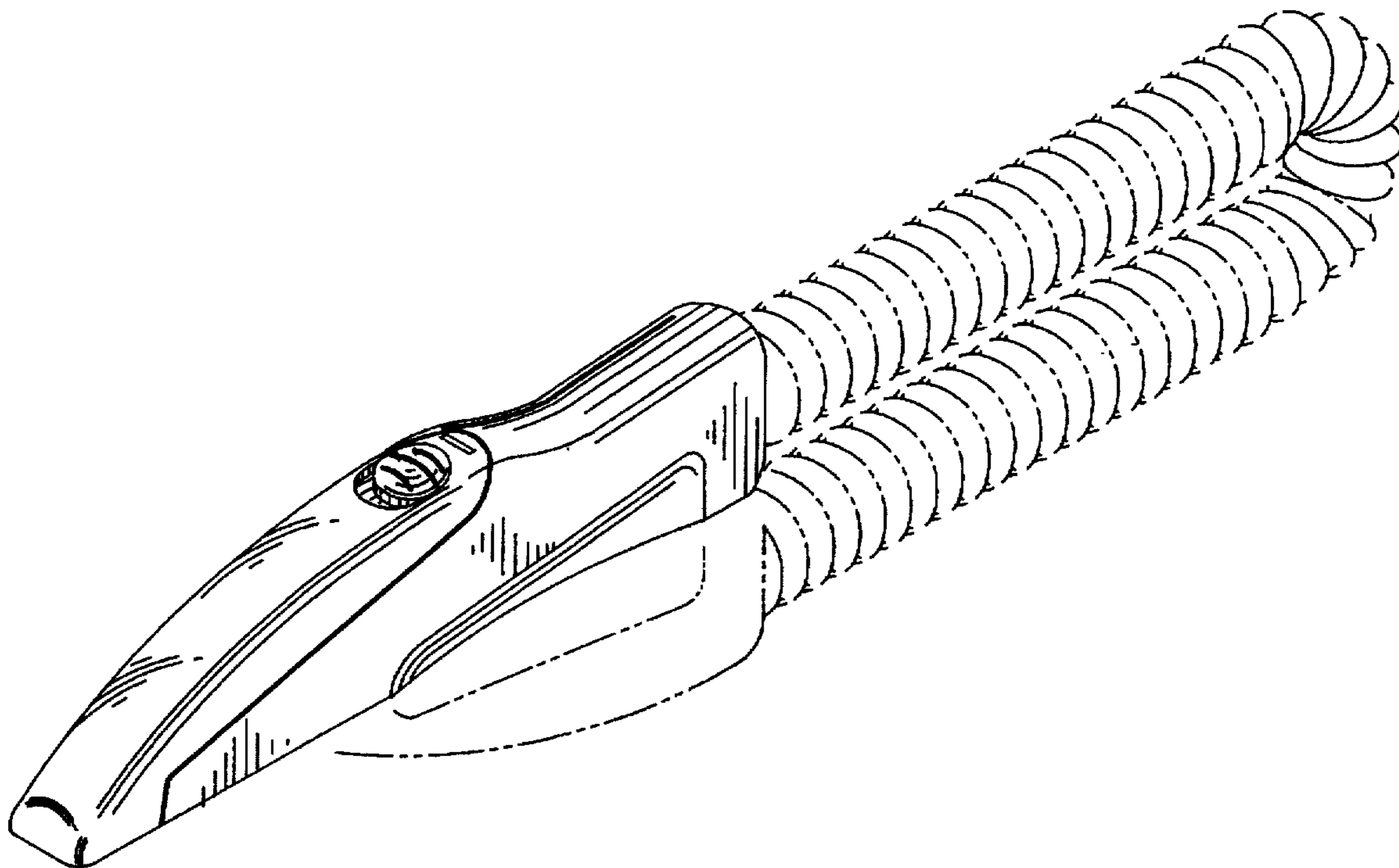
FIG. 5 is a rear elevational view thereof;

FIG. 6 is a top plan view thereof; and,

FIG. 7 is a bottom plan view thereof.

The broken lines are for illustrative purposes only and form no part of the claimed design.

1 Claim, 3 Drawing Sheets



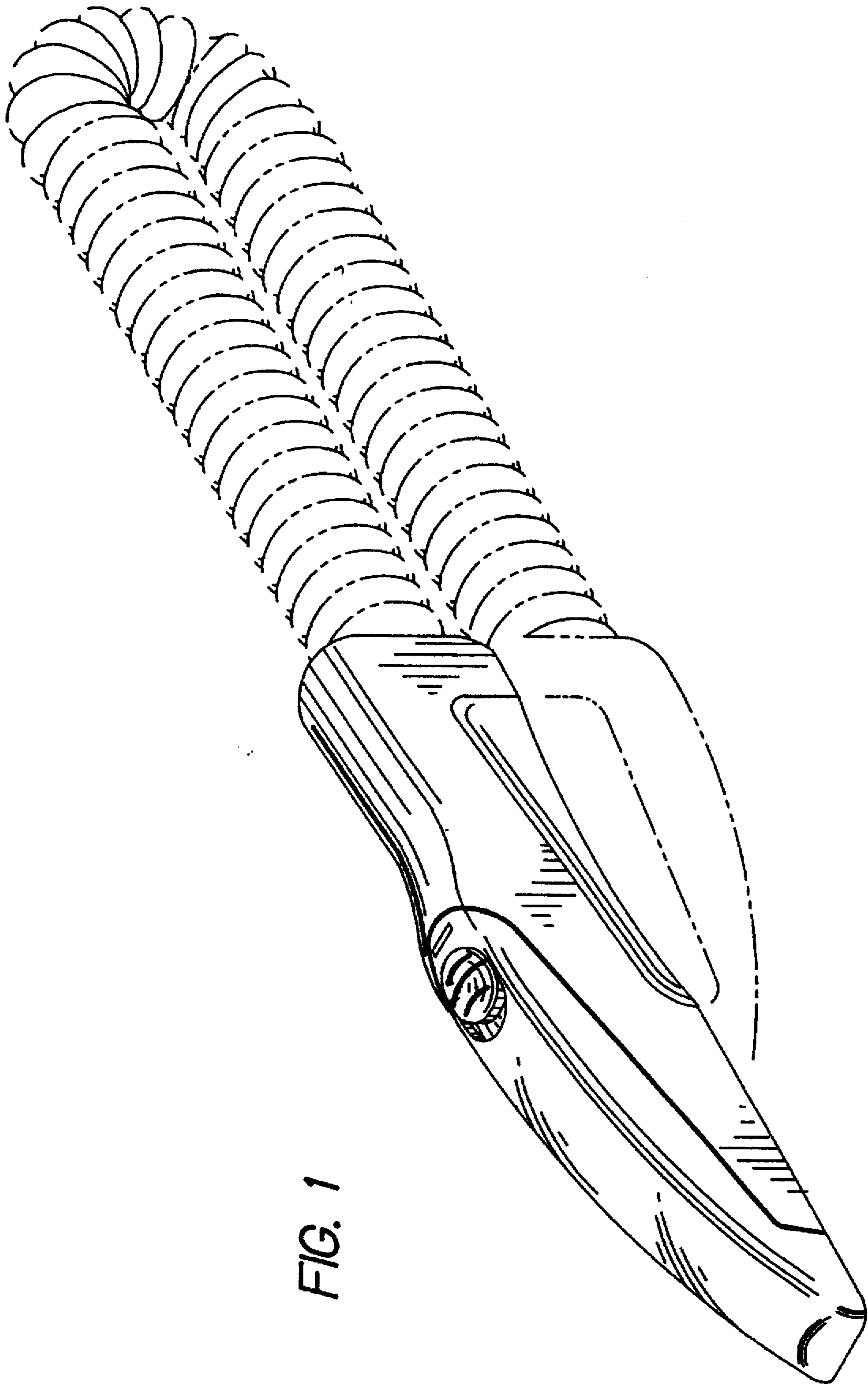


FIG. 1

FIG. 2

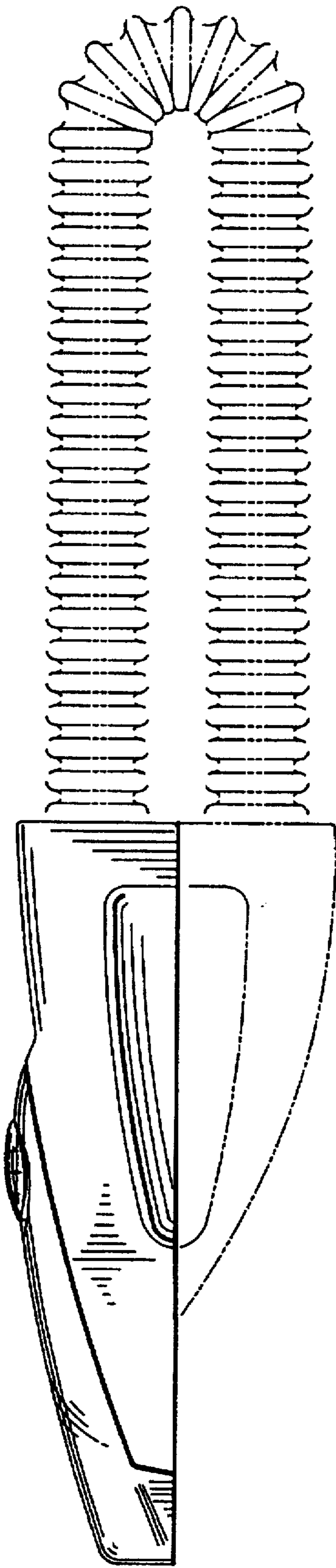


FIG. 3

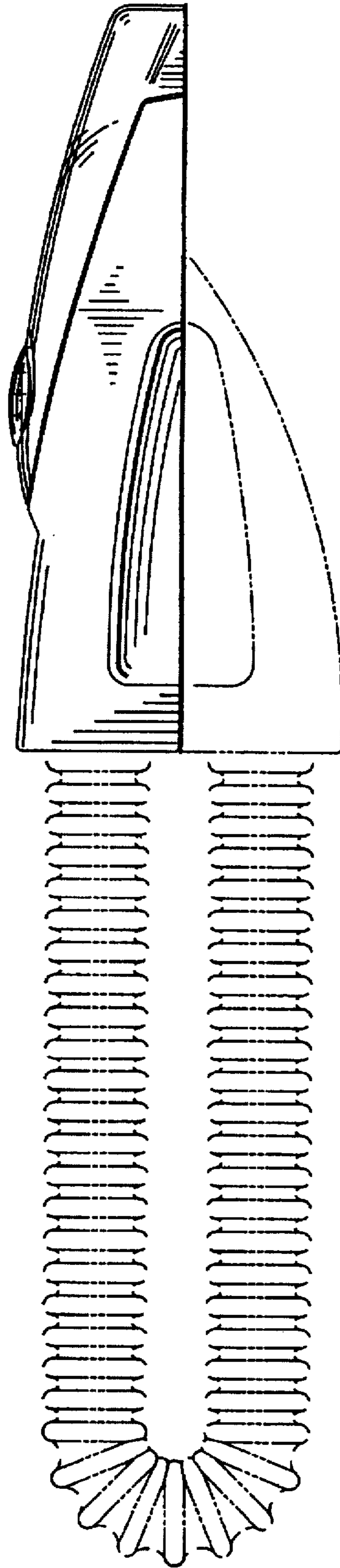


FIG. 4

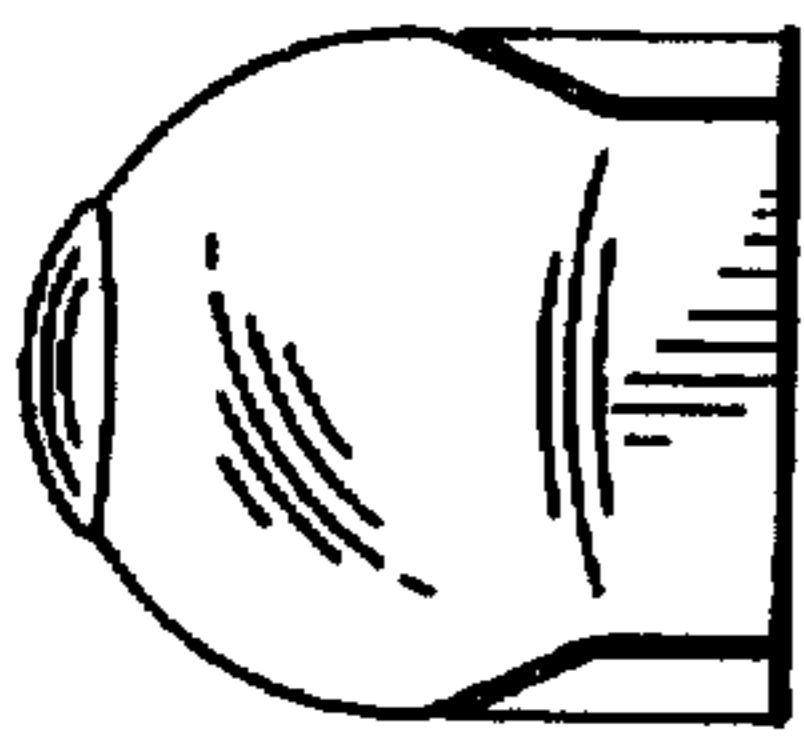


FIG. 5

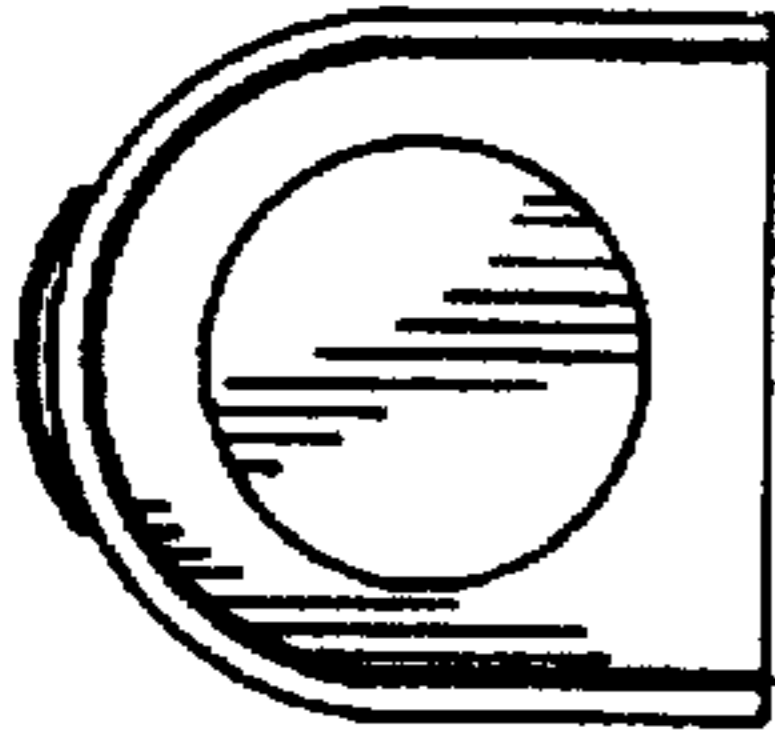


FIG. 6

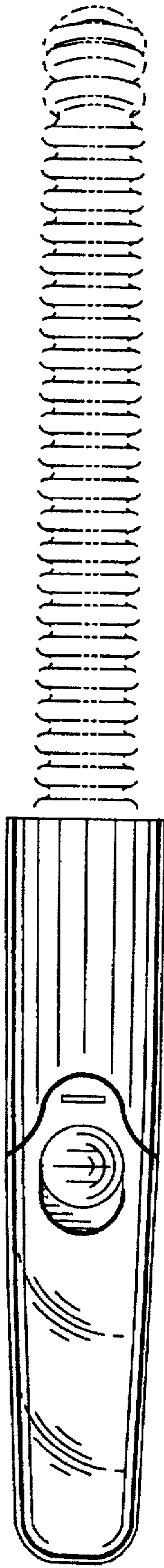


FIG. 7

