



US00D387445S

United States Patent [19]

Sato et al.

[11] Patent Number: **Des. 387,445**

[45] Date of Patent: ****Dec. 9, 1997**

[54] DECORATIVE LAMP

[75] Inventors: **Katunori Sato**, Shioya-gun; **Kazuaki Murata**, Tokyo, both of Japan

[73] Assignee: **Moriyama Sangyo Kabushiki Kaisha**, Tokyo, Japan

[**] Term: **14 Years**

[21] Appl. No.: **57,162**

[22] Filed: **Jul. 17, 1996**

[30] **Foreign Application Priority Data**

Feb. 7, 1996 [JP] Japan 8-2964

[51] LOC (6) CL **26-04**

[52] U.S. Cl. **D26/3**

[58] Field of Search D26/1, 2, 3, 4;
313/113, 318, 485, 493, 567, 568, 578,
579, 580

[56] **References Cited**

U.S. PATENT DOCUMENTS

D. 167,930 10/1952 Dribnack D26/2

D. 266,025	8/1982	Polhemus et al.	D26/2
D. 321,404	11/1991	Falini	D26/2
D. 359,571	6/1995	Abbott	D26/3
2,084,767	6/1937	Fullmer	D26/2
2,103,028	12/1937	Bol	D26/2

Primary Examiner—Marcus A. Jackson
Attorney, Agent, or Firm—Morrison Law Firm


[57] **CLAIM**

The ornamental design for the decorative lamp, as shown and described.

DESCRIPTION

FIG. 1 is a perspective view of our design;
FIG. 2 is a front elevation view thereof;
FIG. 3 is a top plan view thereof;
FIG. 4 is a left side elevation view thereof; and,
FIG. 5 is a right side elevation view thereof.

1 Claim, 2 Drawing Sheets



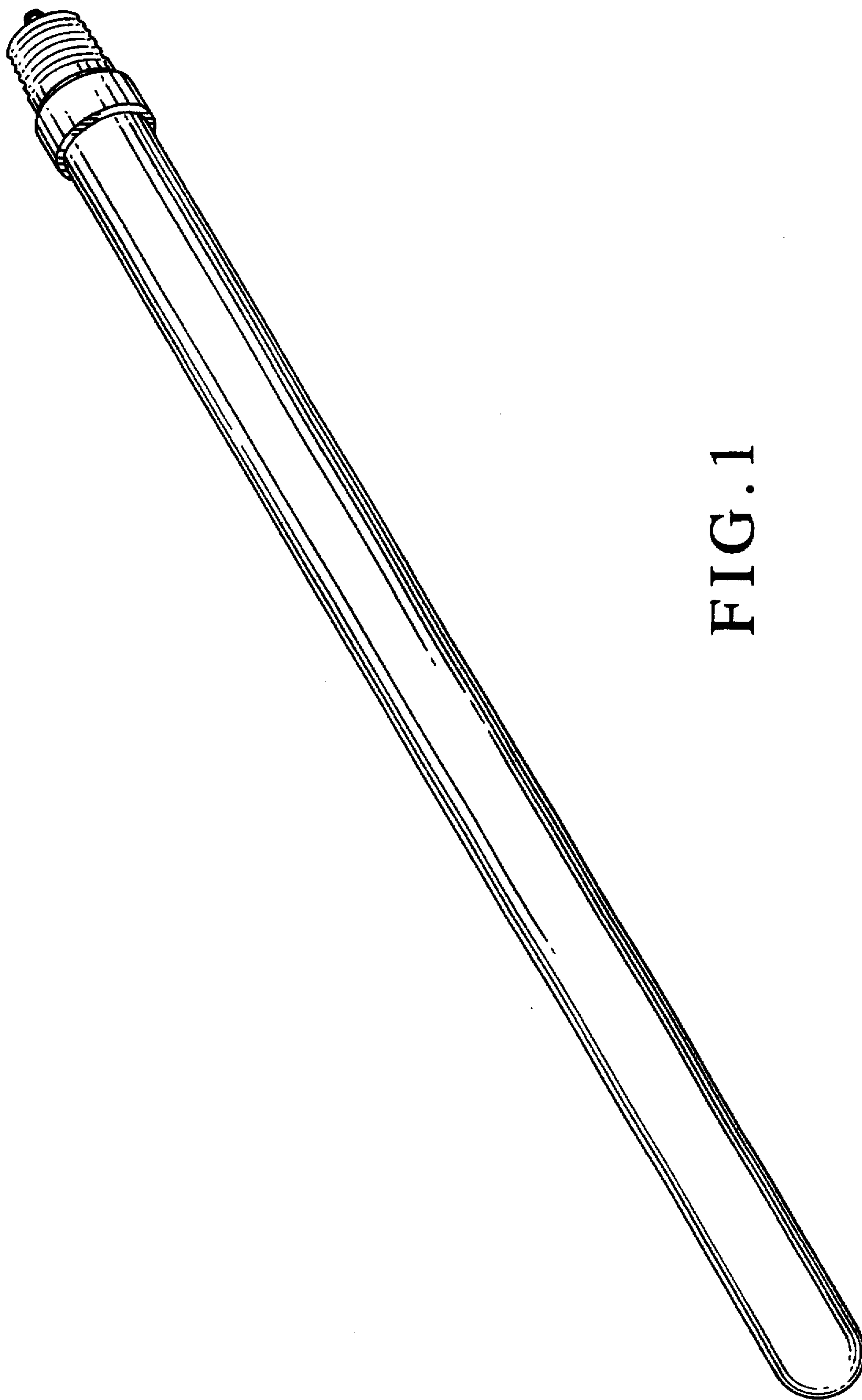


FIG. 1

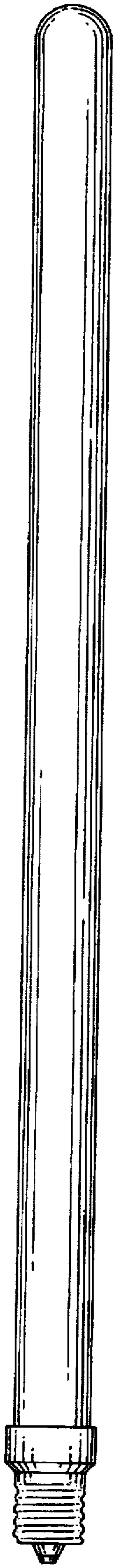


FIG. 2




FIG. 3



FIG. 4 FIG. 5