



US00D387438S

United States Patent [19]

Mudryk et al.

[11] Patent Number: Des. 387,438

[45] Date of Patent: **Dec. 9, 1997

[54] MARKER POST

[75] Inventors: **Boydan Joseph Mudryk, Seaham;**
Garry David Campbell, Valentine,
both of Australia

[73] Assignee: **Delnorth Pty. Ltd., New South Wales,**
Australia

[**] Term: 14 Years

[21] Appl. No.: 53,265

[22] Filed: Apr. 12, 1996

[30] Foreign Application Priority Data

Oct. 23, 1995 [AU] Australia 3393/95

[51] LOC (6) Cl. 25-01

[52] U.S. Cl. D25/132

[58] Field of Search D25/119, 126,
D25/129, 133, 132, 121; 404/9-12; 256/DIG. 5,
DIG. 6, 21, 22

[56]

References Cited

U.S. PATENT DOCUMENTS

D. 245,019 7/1977 Ashworth D25/132
2,573,239 10/1951 Barrett 256/22

Primary Examiner—Doris Clark

Attorney, Agent, or Firm—Ladas & Parry

[57]

CLAIM

The ornamental design for marker post, as shown and described.

DESCRIPTION

FIG. 1 is an enlarged perspective view of a marker post showing our new design, the marker post is broken in the center for ease of illustration;

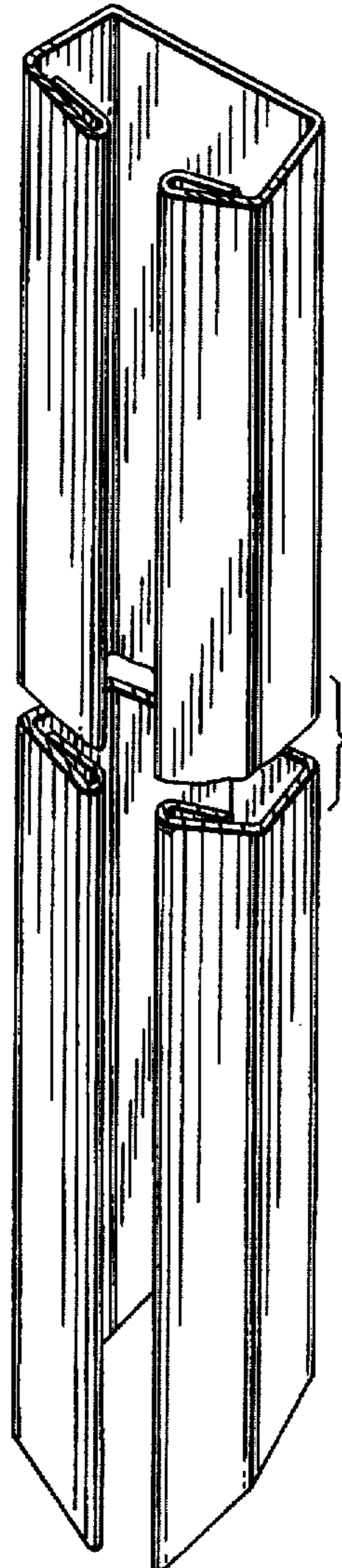
FIG. 2 is a rear view thereof;

FIG. 3 is a side view thereof;

FIG. 4 is a top plan view thereof; and,

FIG. 5 is an enlarged front view thereof, the marker post is broken in the center for ease of illustration.

1 Claim, 3 Drawing Sheets



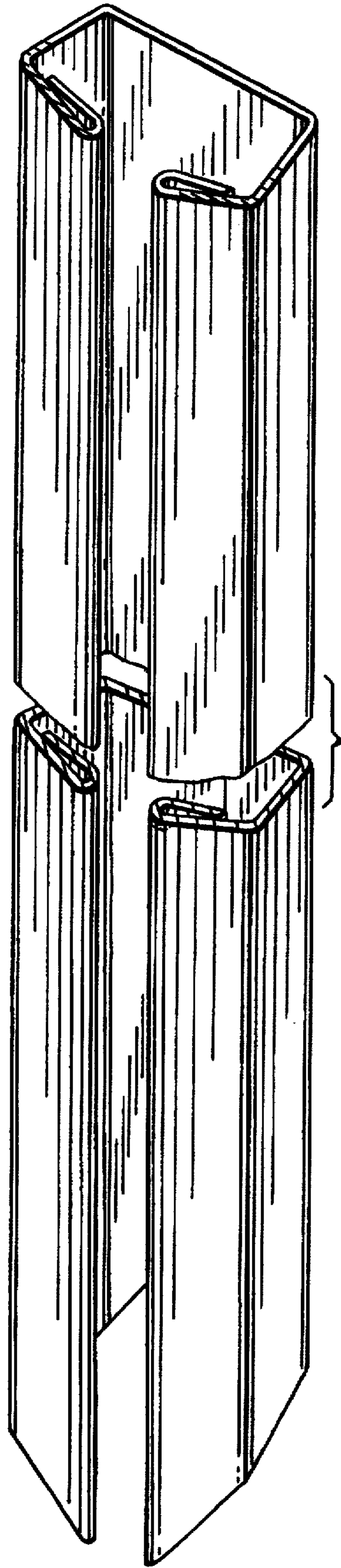


FIG. 1




FIG. 2




FIG. 3

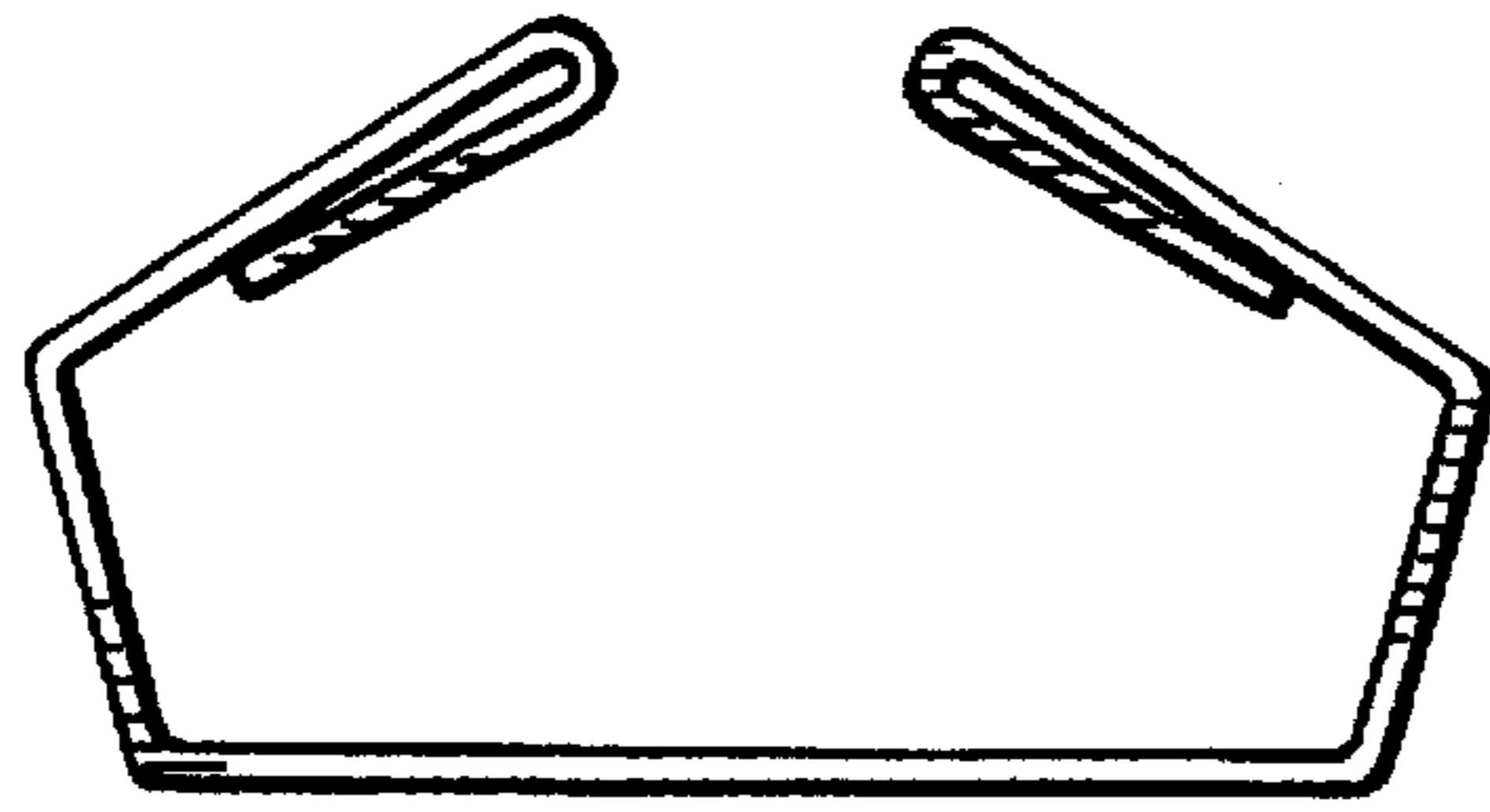


FIG. 4

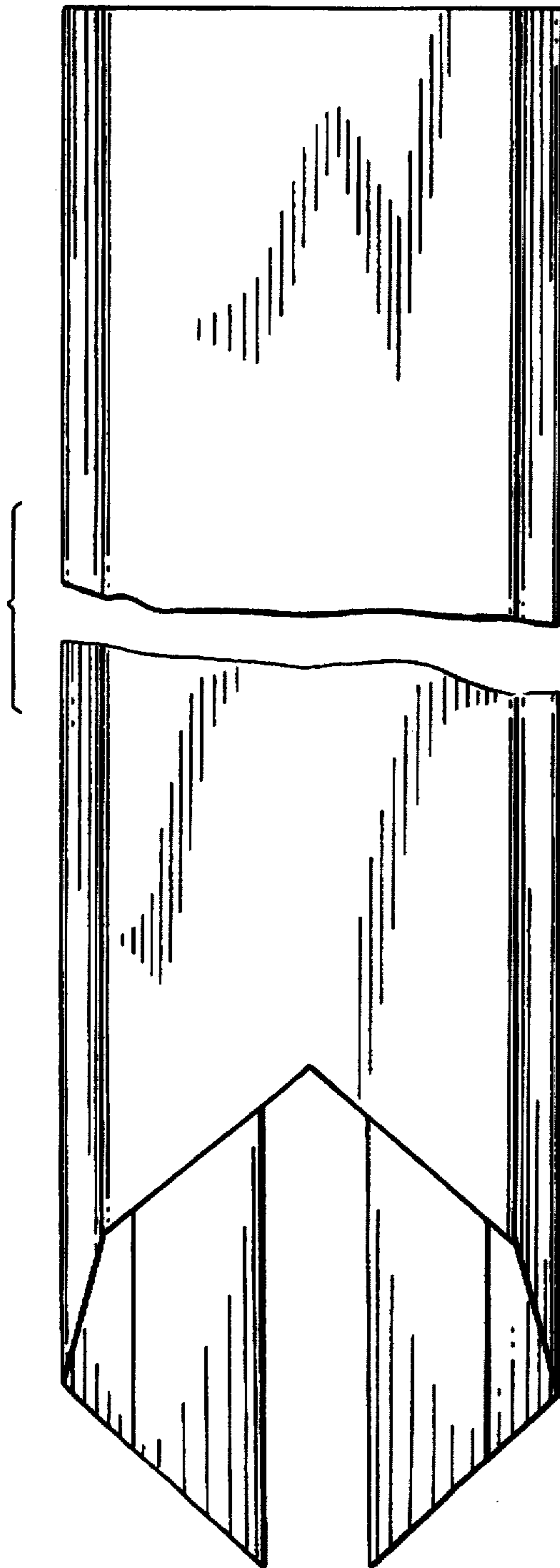


FIG. 5