



US00D387435S

United States Patent [19]
Goss

[11] **Patent Number:** **Des. 387,435**
[45] **Date of Patent:** ****Dec. 9, 1997**

[54] **WINDOW COMPONENT EXTRUSION**

D. 363,355 10/1995 Cole D25/124

[75] **Inventor:** **Lorane Goss, Slippery Rock, Pa.**

Primary Examiner—Doris Clark
Attorney, Agent, or Firm—Richardson & Folise

[73] **Assignee:** **Mikron Industries, Inc., Kent, Wash.**

[**] **Term:** **14 Years**

[57] **CLAIM**

[21] **Appl. No.:** **61,255**

The ornamental design for a window component extrusion, as shown and described.

[22] **Filed:** **Oct. 18, 1996**

DESCRIPTION

[51] **LOC (6) CL** **25-01**

[52] **U.S. Cl.** **D25/124**

[58] **Field of Search** D25/60, 52, 124,
D25/125; 49/504, 505, DIG. 2; 52/204.5,
204.56, 204.57, 204.1, 730.3

FIG. 1 is a top right perspective view of the window component extrusion which is broken in the center indicating indefinite length; and,

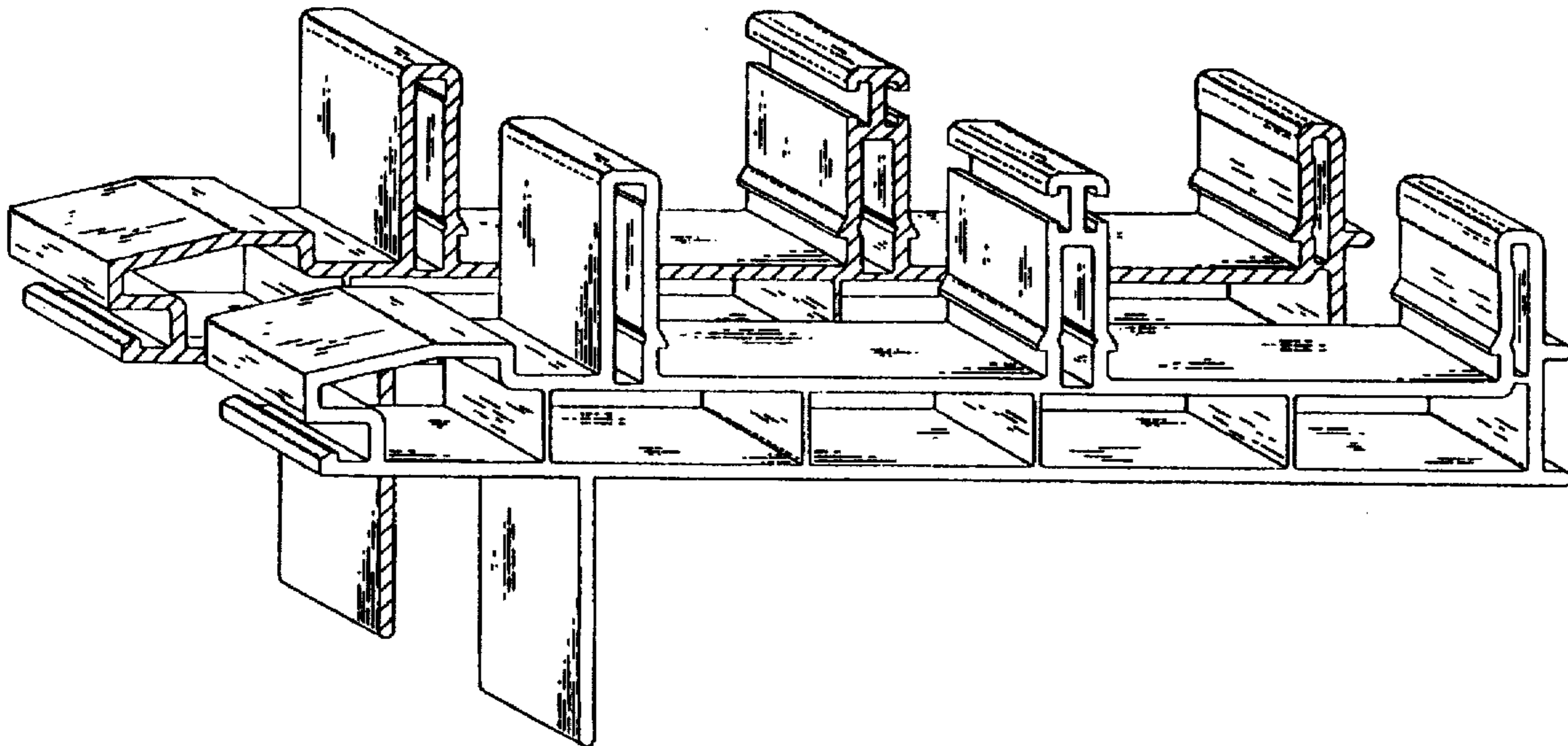
FIG. 2 is a bottom left perspective view of the window component extrusion shown in FIG. 1.

[56] **References Cited**

U.S. PATENT DOCUMENTS

D. 351,044 9/1994 DiGiorgio D25/124

1 Claim, 1 Drawing Sheet



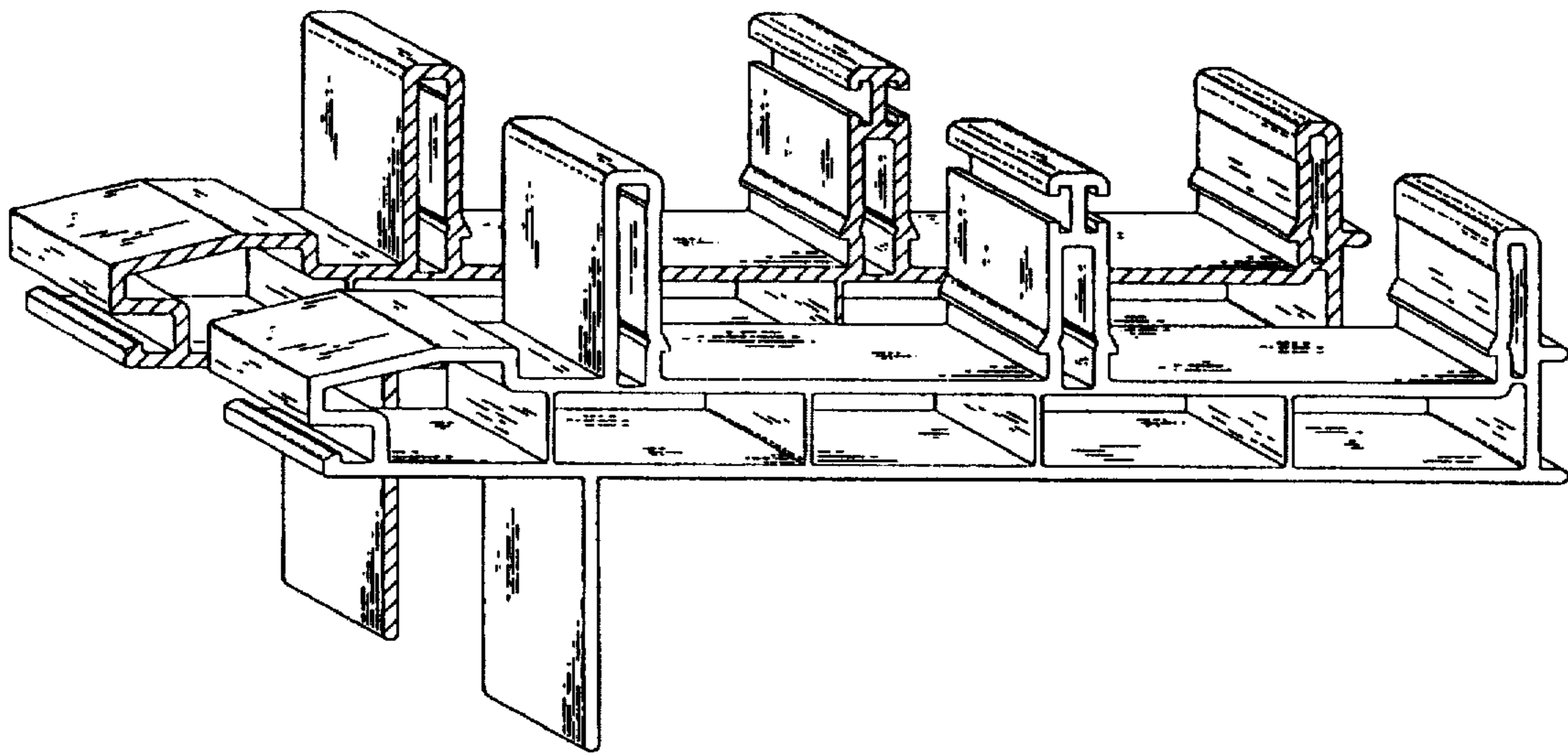


FIG. 1

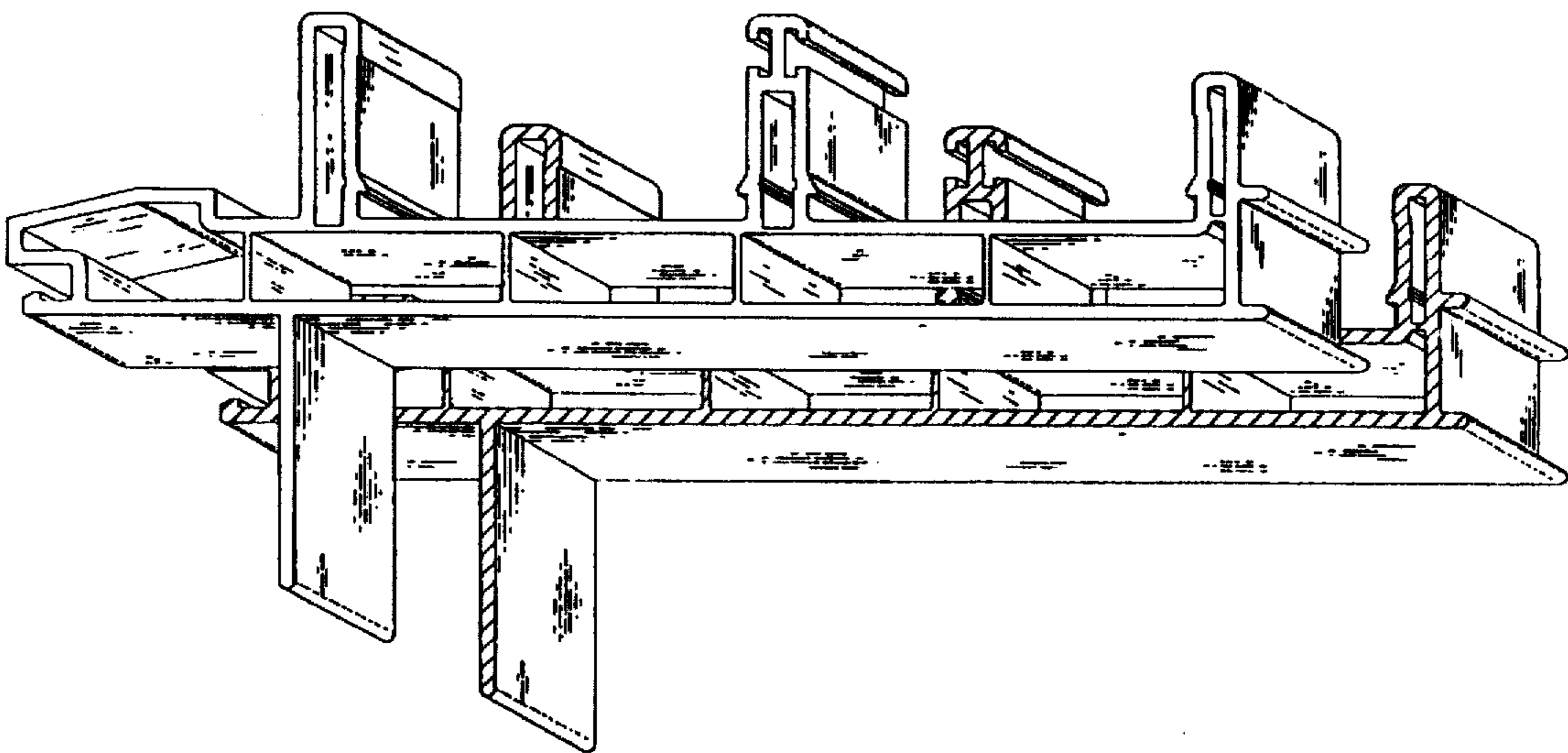


FIG. 2