



US00D387426S

United States Patent [19]

Husar et al.

[11] Patent Number: Des. 387,426

[45] Date of Patent: **Dec. 9, 1997

[54] PIPETTE

[75] Inventors: Dieter Husar, Hamburg; Jürgen Hölsken, Wilhelmshaven, both of Germany

[73] Assignee: Eppendorf-Netheler-Hinz GmbH, Germany

[**] Term: 14 Years

[21] Appl. No.: 51,804

[22] Filed: Mar. 18, 1996

[30] Foreign Application Priority Data

Oct. 24, 1995 [DE] Germany DM/034476

[51] LOC (6) Cl. 24-02

[52] U.S. Cl. D24/112

[58] Field of Search D24/114, 222, D24/112, 130, 216, 223, 225, 226, 231; 73/864.01, 864.13, 864.24, 864.16; 422/100, 101

[56] References Cited

U.S. PATENT DOCUMENTS

- D. 252,586 8/1979 Kovach D24/222
- D. 260,816 9/1981 Goldhardt et al. D24/114
- D. 297,054 8/1988 Williams D24/112 X

- D. 357,324 4/1995 Bartal D24/222
- 4,957,637 9/1990 Cornell 422/101
- 5,232,669 8/1993 Pardinias 422/100
- 5,242,405 9/1993 Howe 73/864.16 X
- 5,249,711 10/1993 Filbert, Jr. 422/100 X
- 5,411,489 5/1995 Pagay et al. D24/114 X
- 5,516,564 5/1996 Root et al. 422/100 X

Primary Examiner—Louis S. Zarfaz
Assistant Examiner—Frank Martinez
Attorney, Agent, or Firm—Samuels, Gauthier, Stevens & Reppert

[57] CLAIM

The ornamental design for a pipette, as shown and described.

DESCRIPTION

FIG. 1 is a front view of a pipette, looking from bottom to top of FIG. 6, showing my new design;
FIG. 2 is a side view taken 90° from FIG. 1 in the counter clockwise direction thereof;
FIG. 3 is a back view looking from top to bottom in FIG. 6 thereof;
FIG. 4 is a side view taken 90° from FIG. 1 in the clockwise direction thereof;
FIG. 5 is a top view thereof;
FIG. 6 is a bottom view thereof; and,
FIG. 7 is a perspective view.

1 Claim, 1 Drawing Sheet

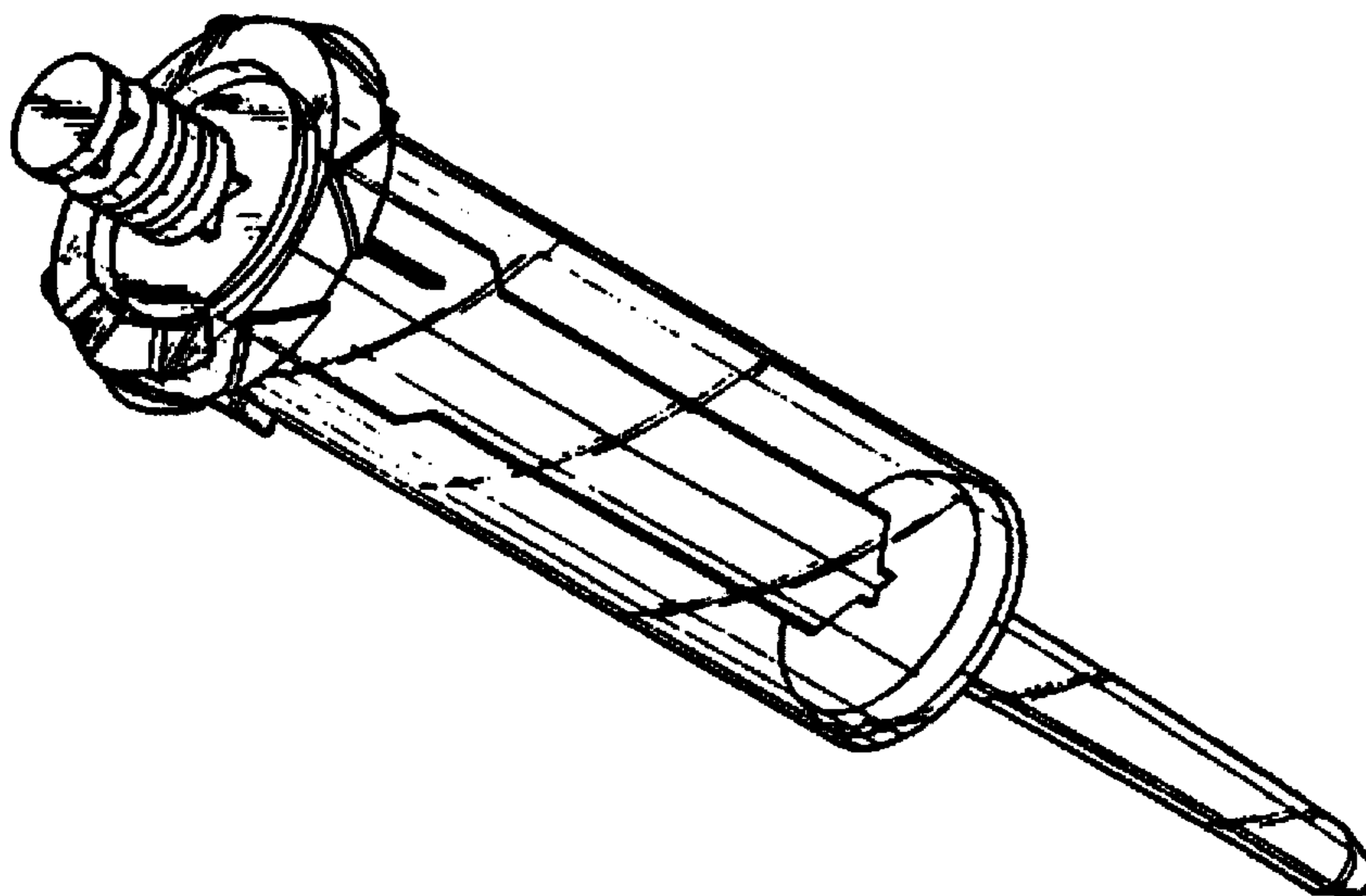


Fig. 1

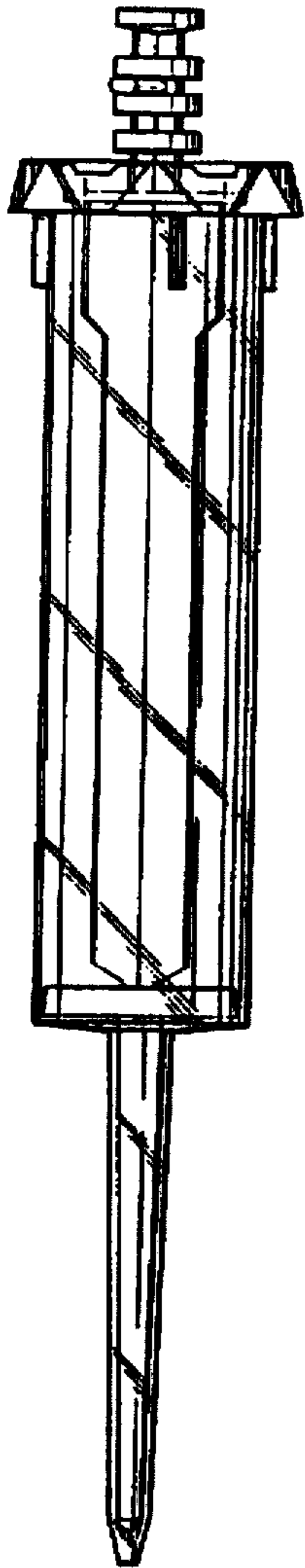


Fig. 2

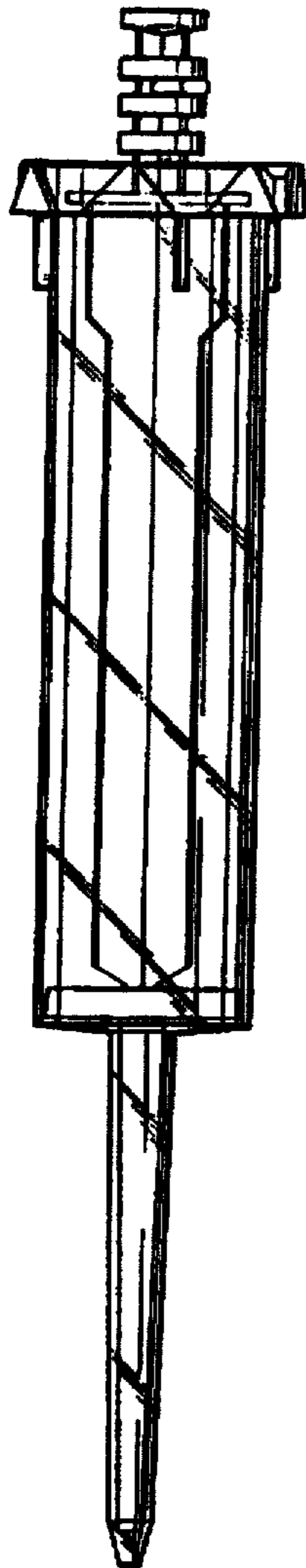


Fig. 3

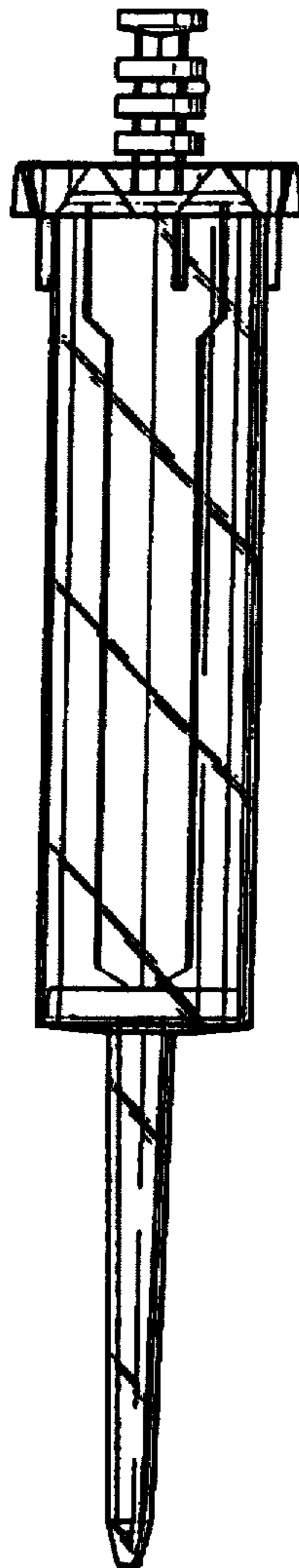


Fig. 4

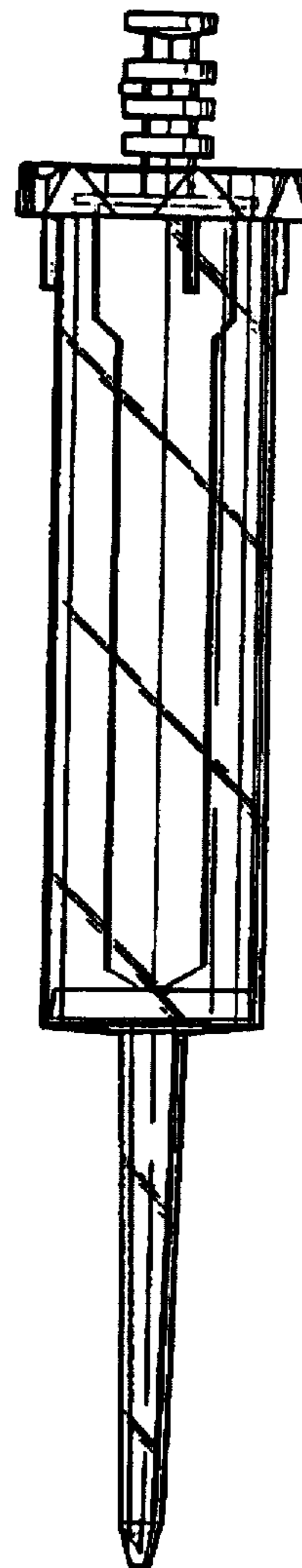


Fig. 5




Fig. 6

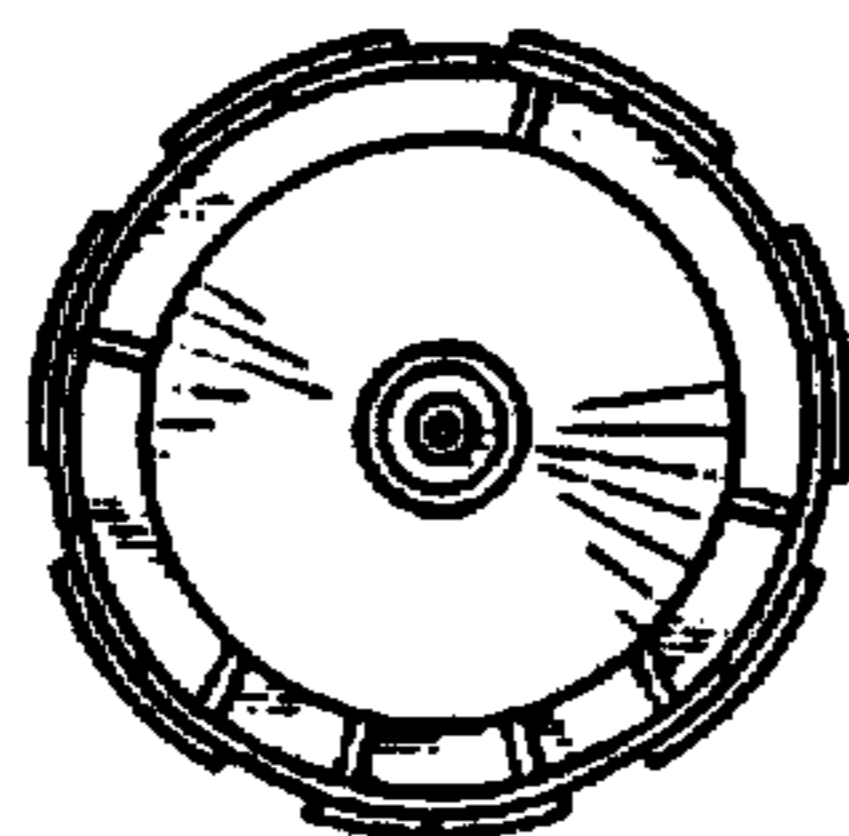


Fig. 7

