



US00D387420S

# United States Patent [19] Kühne

[11] Patent Number: **Des. 387,420**  
[45] Date of Patent: **\*\*Dec. 9, 1997**

[54] **WALL FIXTURE FOR SHOWER HEADS**

[75] Inventor: **Josef Kühne**, Jona, Switzerland

[73] Assignee: **Hansa Metallwerke AG**, Stuttgart, Germany

[\*\*] Term: **14 Years**

[21] Appl. No.: **44,558**

[22] Filed: **Sep. 26, 1995**

[30] **Foreign Application Priority Data**

Mar. 27, 1995 [DE] Germany ..... 95 02 455.7

[51] **LOC (6) Cl.** ..... **08-08**

[52] **U.S. Cl.** ..... **D23/304**

[58] **Field of Search** ..... D23/228, 283,  
D23/303, 304; D6/546, 547, 549; 4/596,  
597, 601, 605, 612, 615; 248/75, 220.2,  
291; 239/283

[56] **References Cited**

**U.S. PATENT DOCUMENTS**

D. 208,244 8/1967 Poole ..... D23/228

3,822,826	7/1974	Wilson	.....	4/601	X
3,837,013	9/1974	Davis et al.	.....	4/605	
3,982,285	9/1976	Roberts, Jr.	.....	4/612	X
4,271,543	6/1981	Martin	.....	4/612	X
5,481,765	1/1996	Wang	.....	4/605	

*Primary Examiner*—Louis S. Zarfes  
*Assistant Examiner*—Eric Watterson  
*Attorney, Agent, or Firm*—Lowe, Price, LeBlanc & Becker

[57] **CLAIM**

The ornamental design for wall fixture for shower heads, as shown and described.

**DESCRIPTION**

FIG. 1 is a front elevation view;  
FIG. 2 is a rear elevation view;  
FIG. 3 is a side elevation view the opposite side being a mirror image;  
FIG. 4 is a top plan view;  
FIG. 5 is a bottom plan view;  
FIG. 6 is a perspective view; and,  
FIG. 7 is an enlarged perspective view of the lower end of the fixture.

**1 Claim, 7 Drawing Sheets**

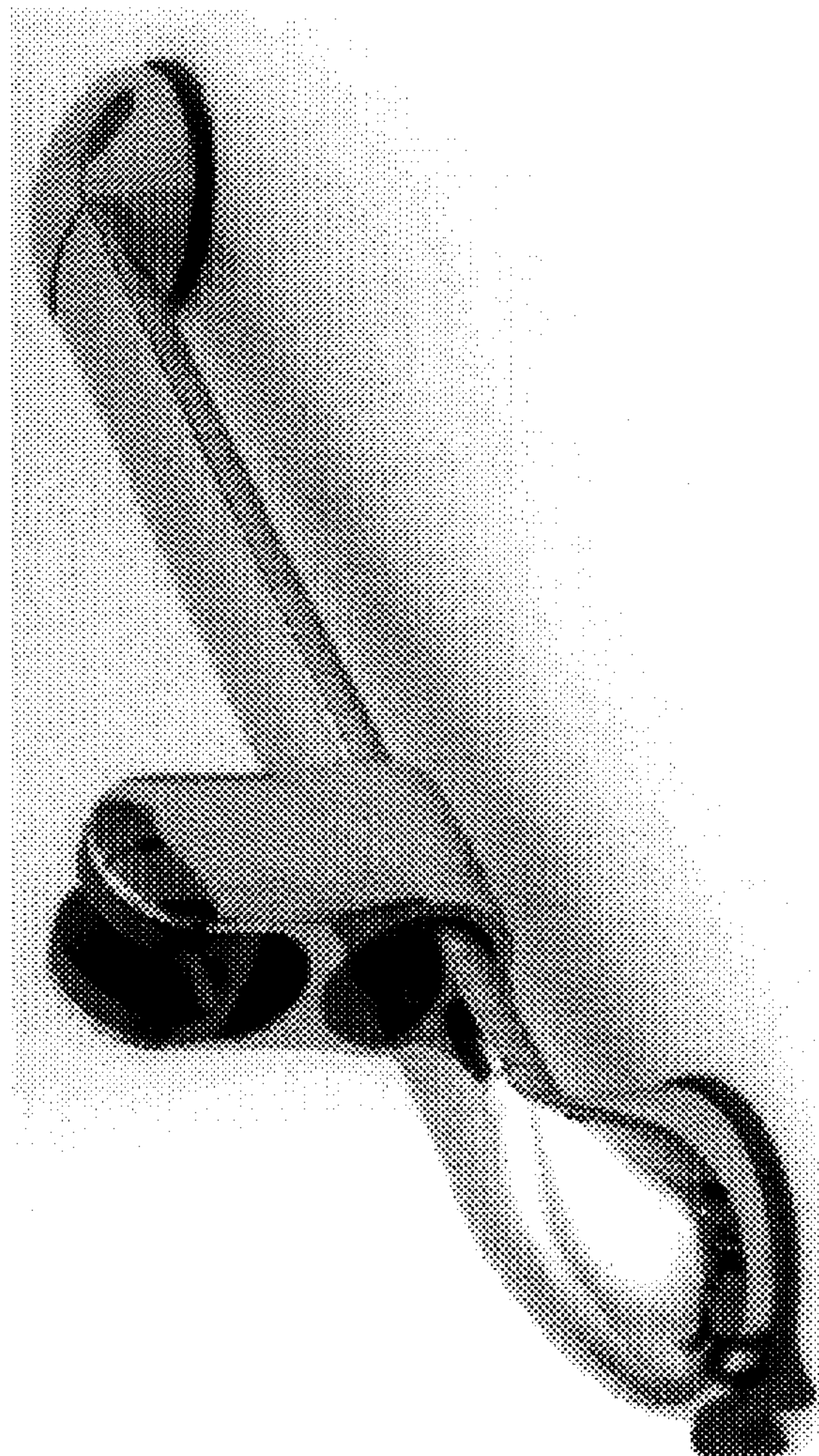


FIGURE 1






FIGURE 2




FIGURE 3




FIGURE 4

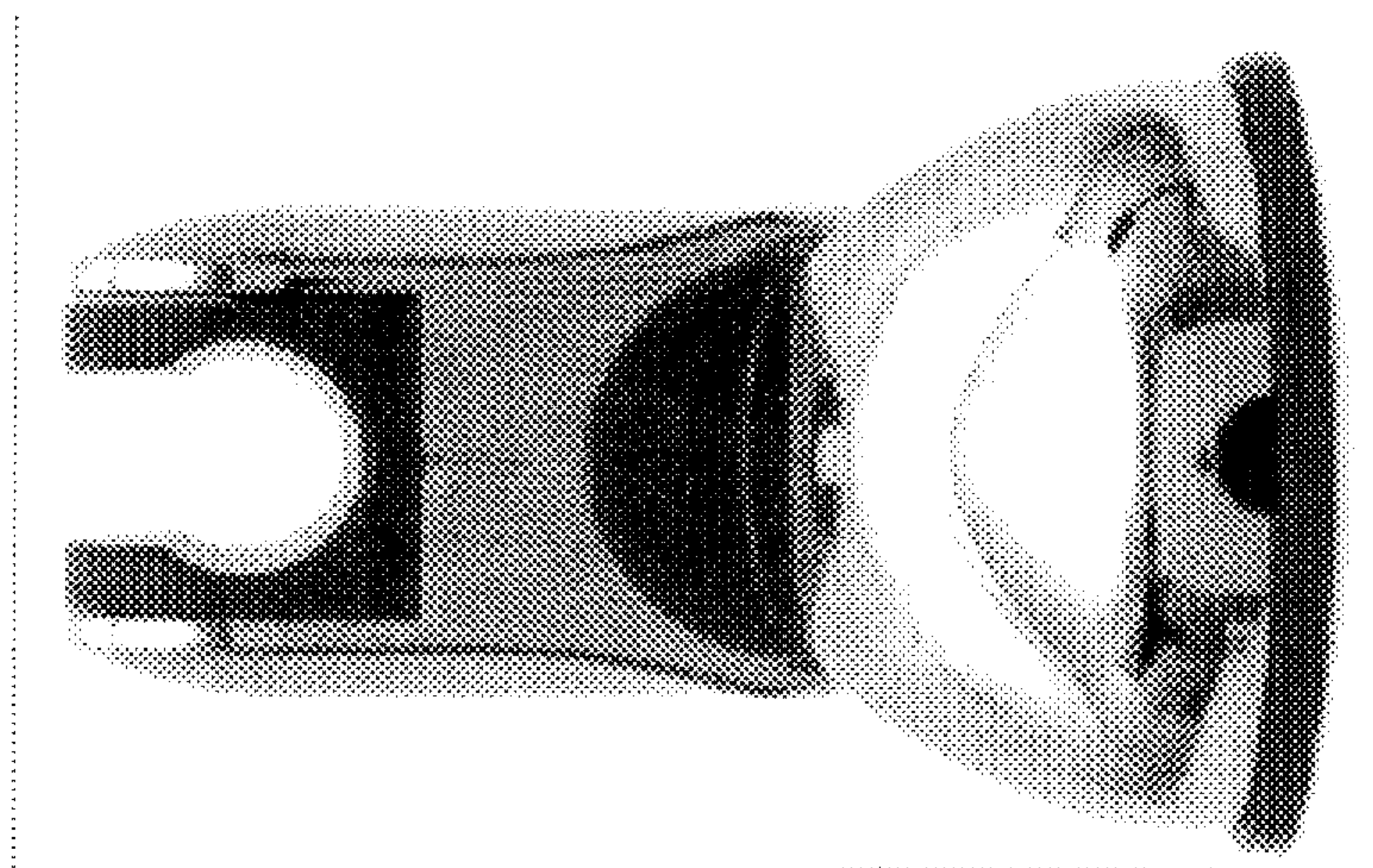




FIGURE 5




FIGURE 6

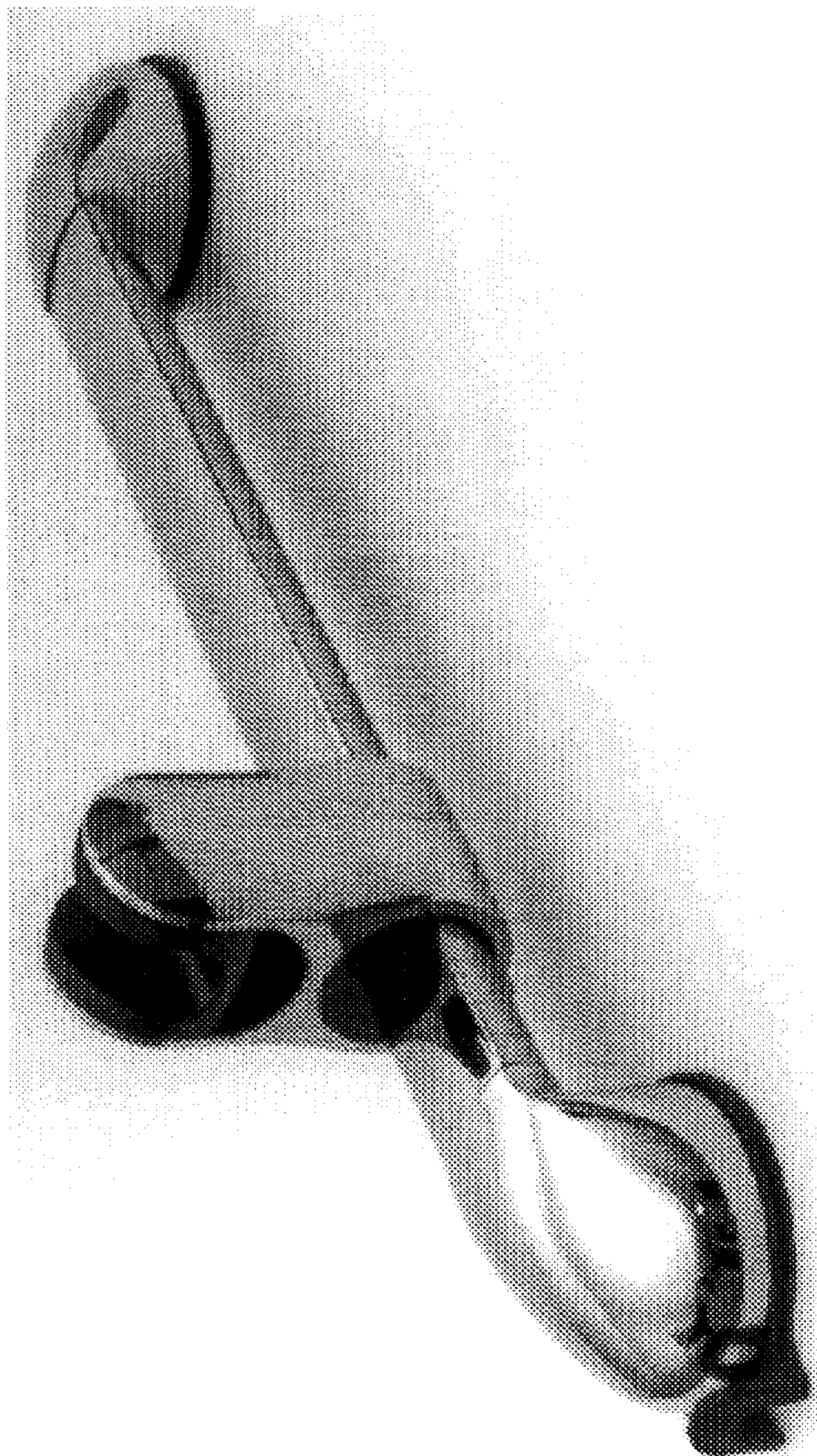




FIGURE 7

