



US00D387404S

United States Patent [19]

Tylisz

[11] Patent Number: Des. 387,404

[45] Date of Patent: **Dec. 9, 1997

[54] **GOLF PUTTER HEAD**

[76] Inventor: **Brian M. Tylisz**, 329 S. Porter St., LaPorte County, Michigan City, Ind. 46360

[**] Term: **14 Years**

[21] Appl. No.: **62,847**

[22] Filed: **Nov. 27, 1996**

[51] LOC (6) Cl. **21-02**

[52] U.S. Cl. **D21/217**

[58] Field of Search D21/217-219; 473/251-255, 340, 341, 324

D. 368,292	3/1996	Willoughby	D21/218
D. 368,504	4/1996	Sommerhauser	D21/217
D. 368,750	4/1996	Izett et al.	D21/217
D. 368,751	4/1996	Rife	D21/219
D. 368,752	4/1996	Patten	D21/219
D. 369,393	4/1996	Takahashi et al.	D21/217
5,388,827	2/1995	Reynolds	273/80.1
5,417,429	5/1995	Strand	273/187.4
5,429,356	7/1995	Dingle et al.	273/80.1
5,501,461	3/1996	Donofrio	273/171
5,511,779	4/1996	Meyers et al.	473/246

Primary Examiner—Ted Shooman
Assistant Examiner—Mitchell I. Siegel
Attorney, Agent, or Firm—Gary M. Hartman; Domenica N. S. Hartman

[56] **References Cited**

U.S. PATENT DOCUMENTS

D. 262,985	2/1982	Sanna	D21/217
D. 294,511	3/1988	Durket	D21/217
D. 324,712	3/1992	Shearer	D21/219
D. 333,331	2/1993	Evans	D21/219
D. 338,936	8/1993	Smith	D21/217
D. 345,774	4/1994	Jarvis	D21/217
D. 355,462	2/1995	Wyatt	D21/219
D. 356,846	3/1995	Murrill	D21/219
D. 362,882	10/1995	Shenoha	D21/217
D. 366,081	1/1996	Patten	D21/219
D. 367,692	3/1996	Gebhardt	D21/217
D. 368,126	3/1996	Magerman et al.	D21/219

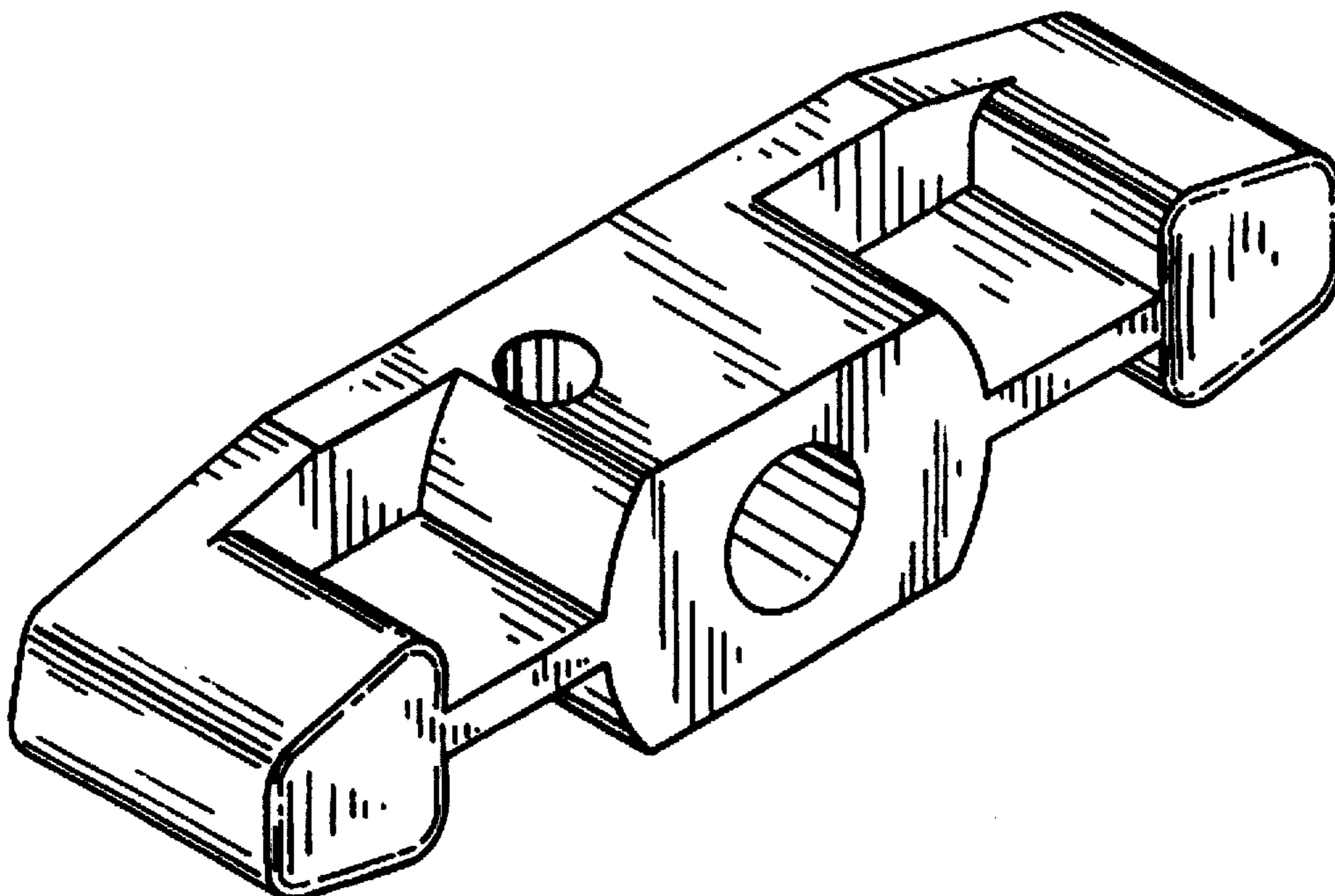
[57] **CLAIM**

The ornamental design for a golf putter head, as shown.

DESCRIPTION

FIG. 1 is a perspective view of a golf putter head in accordance with this invention;
FIG. 2 is a rear view of the golf putter head of FIG. 1;
FIG. 3 is an end view of the golf putter head of FIG. 1;
FIG. 4 is a front view of the golf putter head of FIG. 1;
FIG. 5 is a top view of the golf putter head of FIG. 1; and,
FIG. 6 is a bottom view of the golf putter of FIG. 1.

1 Claim, 1 Drawing Sheet



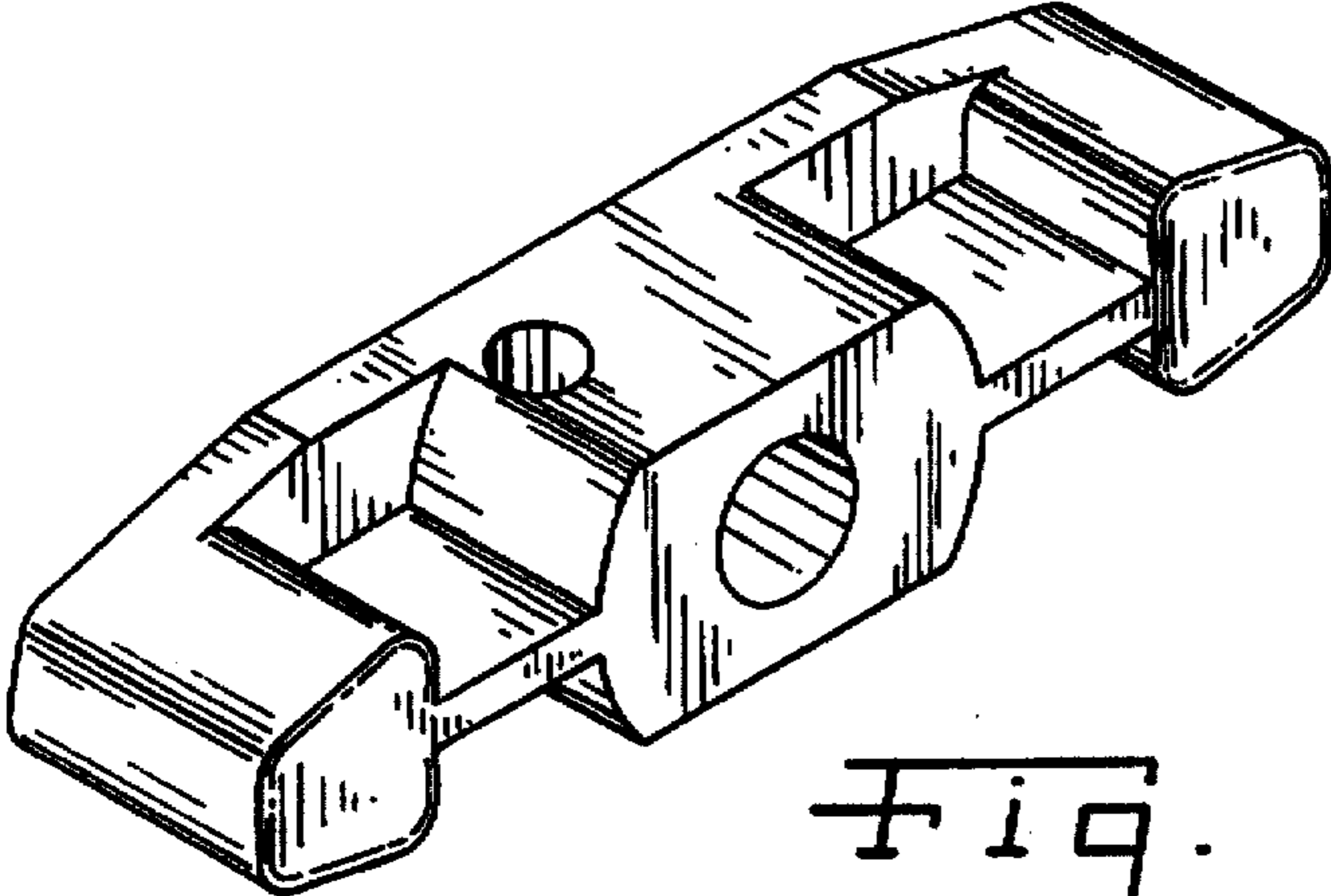


Fig. 1

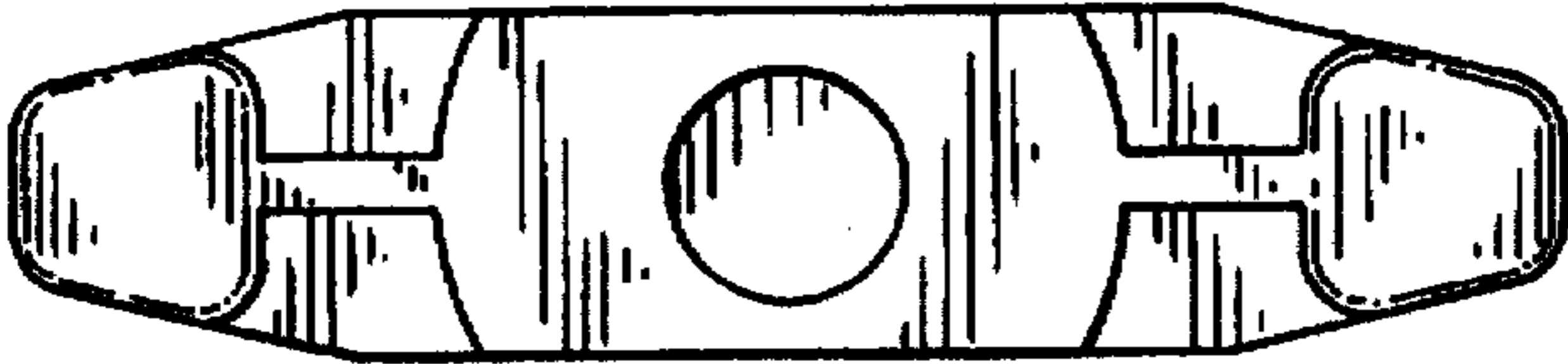


Fig. 2



Fig. 3




Fig. 4

Fig. 5



Fig. 6

