



US00D387403S

United States Patent [19]

Hegenbarth et al.

[11] Patent Number: **Des. 387,403**

[45] Date of Patent: *****Dec. 9, 1997**

[54] **BASKETBALL**

[75] Inventors: **Amy S. Hegenbarth, Madison; Jerry A. Albright, Middleton; Ward W. Wixon; Theresa A. Pyle-Smith, both of Madison; Robert K. Kloppenburg, Jr., Middleton; Craig A. Ostrom, Madison; George C. Whitely, Middleton, all of Wis.**

[73] Assignee: **Rayovac Corporation, Madison, Wis.**

[*] Notice: The portion of the term of this patent subsequent to Nov. 11, 2011, has been disclaimed.

[**] Term: **14 Years**

[21] Appl. No.: **46,412**

[22] Filed: **Nov. 14, 1995**

[51] LOC (6) Cl. **21-02**

[52] U.S. Cl. **D21/204**

[58] Field of Search **D21/201, 200; 273/1.5 R, 1.5 A**

[56] **References Cited**

U.S. PATENT DOCUMENTS

D. 329,674 9/1992 Williams D21/204

D. 365,862	1/1996	Shishido et al.	D21/204
4,345,759	8/1982	Nims	273/65 EG X
4,991,842	2/1991	Finley	273/65 EG
5,320,345	6/1994	Lai et al.	273/58 R
5,427,372	6/1995	Ratner et al.	273/58 K X

Primary Examiner—Ted Shooman
Assistant Examiner—Cheri Cohen
Attorney, Agent, or Firm—Grady J. Frenchick; Stroud, Stroud, Willink, Thompson & Howard


[57] **CLAIM**

The ornamental design for a basketball, as shown and described.

DESCRIPTION

FIG. 1 is a top plan view of a basketball showing our new design;
FIG. 2 is a front elevational view thereof;
FIG. 3 is a right side elevation view thereof;
FIG. 4 is a rear elevation view thereof;
FIG. 5 is a bottom plan view thereof;
FIG. 6 is a left side elevation view thereof;
FIG. 7 is a top perspective view thereof; and,
FIG. 8 is a bottom perspective view thereof.

1 Claim, 8 Drawing Sheets






FIG. 1




FIG. 2




FIG. 3




FIG. 4




FIG. 5




FIG. 6




FIG. 7




FIG. 8