



US00D387394S

United States Patent [19]

Stone

[11] Patent Number: **Des. 387,394**

[45] Date of Patent: ****Dec. 9, 1997**

[54] **LOTTERY TICKET ACCESSORY BOARD**

[76] Inventor: **Randy W. Stone, Rte. 3, Box 373, Malone, N.Y. 12953**

[**] Term: **14 Years**

[21] Appl. No.: **51,197**

[22] Filed: **Mar. 5, 1996**

[51] LOC (6) Cl. **21-01**

[52] U.S. Cl. **D21/54; D20/42**

[58] Field of Search **D21/14-36, 48, D21/51, 54; 273/236-285; D19/52; D20/42, 43**

[56] **References Cited**

U.S. PATENT DOCUMENTS

D. 94,173	12/1934	Vogelleitner	D21/16
D. 286,795	11/1986	Swartz et al.	D21/54
D. 308,198	5/1990	Tedham et al.	D19/52
D. 326,287	5/1992	Grauer, Jr.	D21/54
D. 339,379	9/1993	Persing	D19/52

D. 346,500	5/1994	Crawford	D20/42
D. 356,608	3/1995	Poon	D21/54
D. 361,597	8/1995	Billings et al.	D21/14

Primary Examiner—Sandra L. Morris

[57] **CLAIM**

The ornamental design for a lottery ticket accessory board, as shown and described.

DESCRIPTION

FIG. 1 is a front elevational view of the lottery ticket accessory board showing my new design; FIG. 2 is a rear elevational view thereof; FIG. 3 is a right view thereof; FIG. 4 is a left view thereof; FIG. 5 is a top plan view thereof; FIG. 6 is a bottom plan view thereof; and, FIG. 7 is a rear isometric view thereof.

The broken line showing of the indicia is for illustrative purposes only, and forms no part of the claimed design.

1 Claim, 3 Drawing Sheets

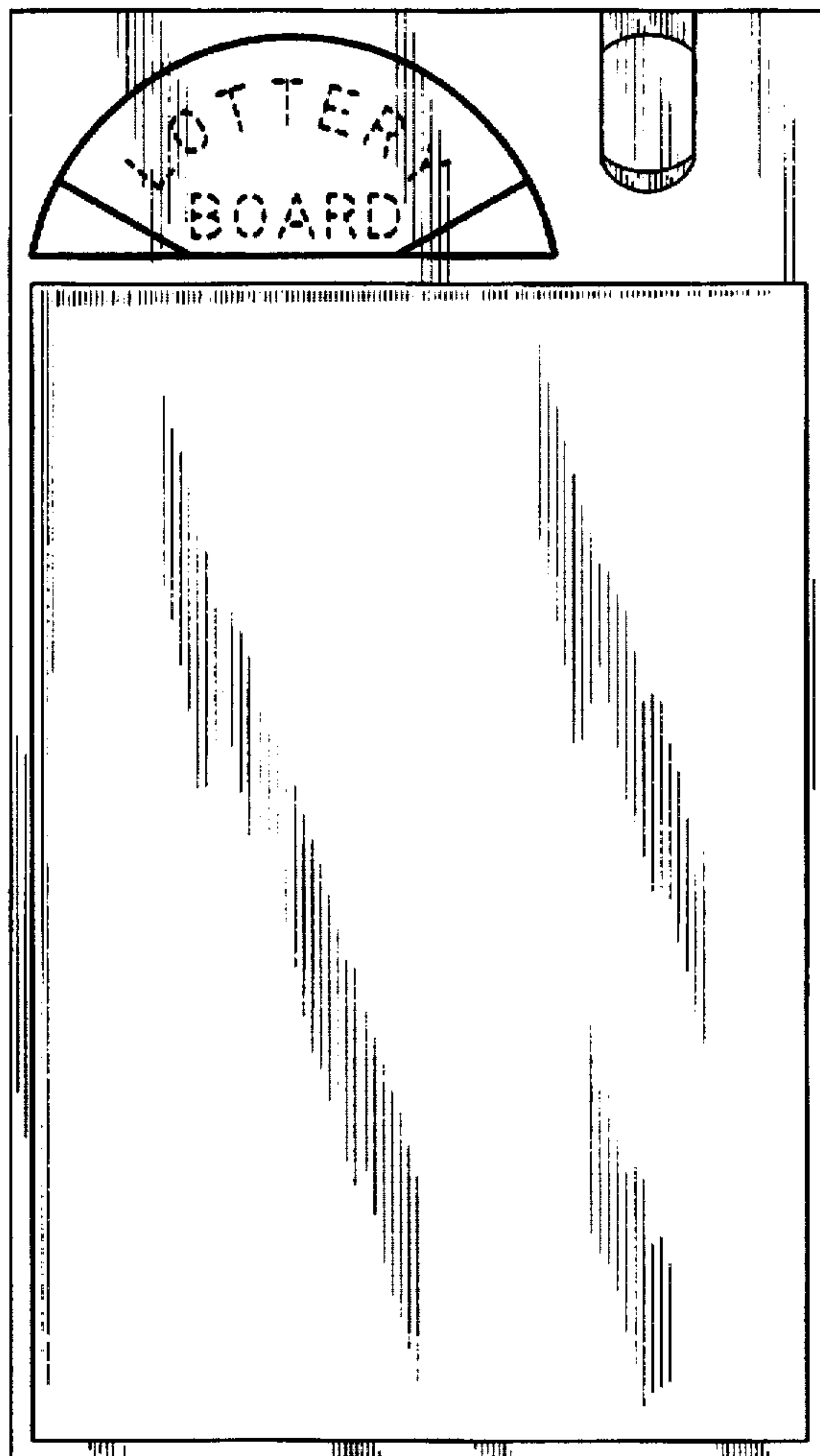


FIG. 1

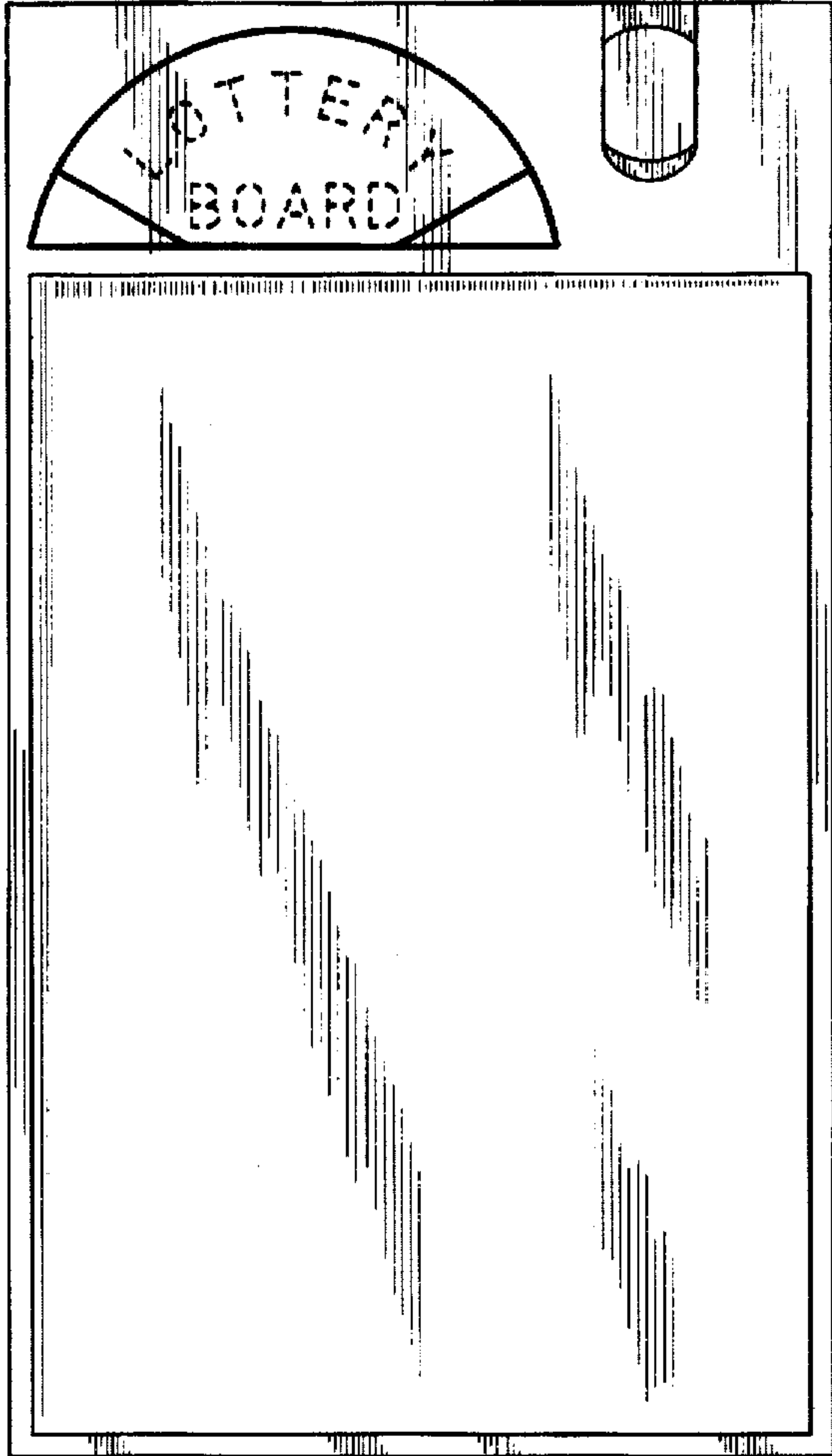


FIG. 2

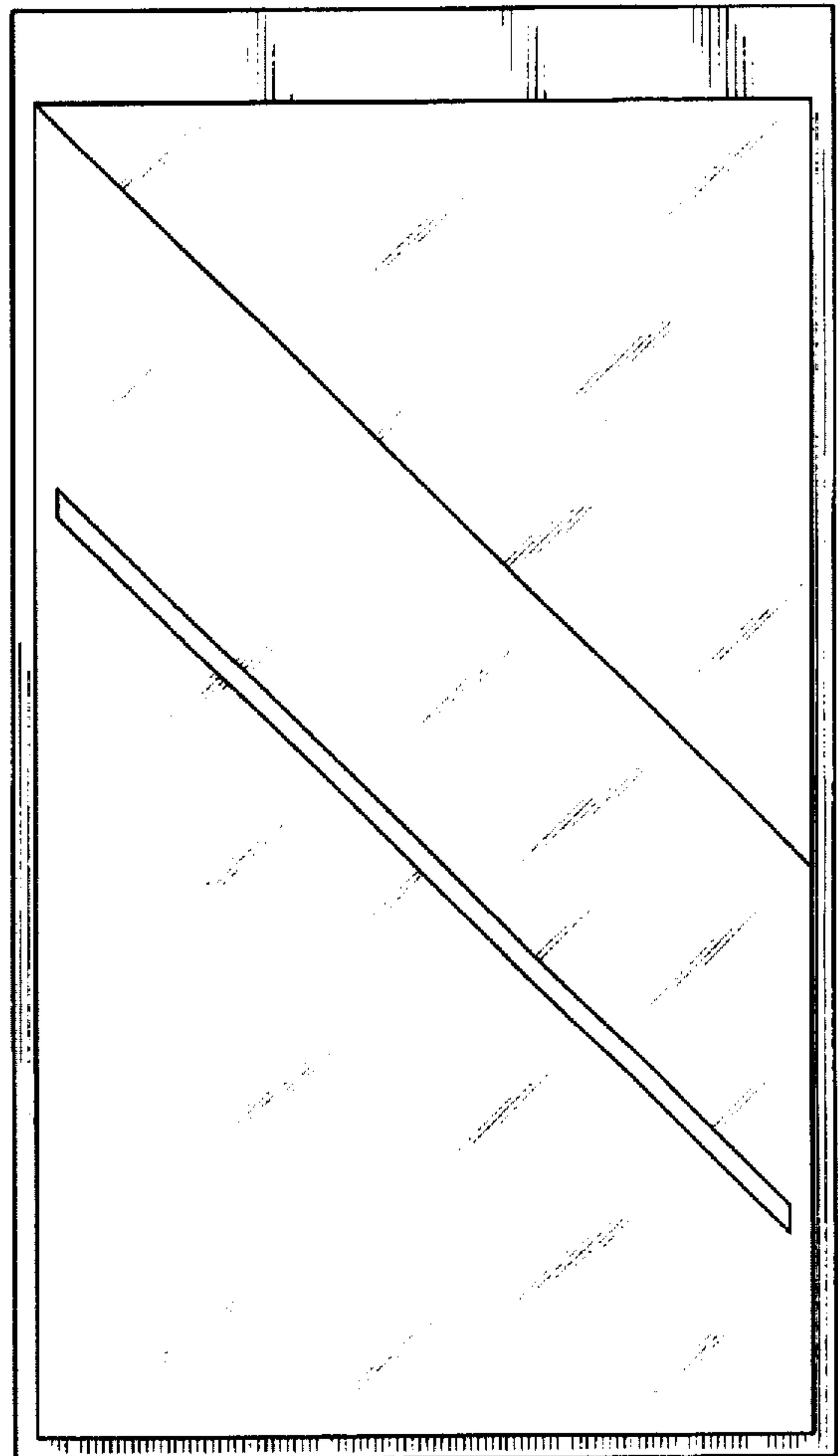


FIG. 3



FIG. 4



FIG. 5



FIG. 6



FIG. 7

