



US00D387385S

United States Patent [19]

[11] Patent Number: Des. 387,385

Kovens et al.

[45] Date of Patent: **Dec. 9, 1997

[54] COIN ACTUATED VENDING MACHINE WITH TRACK

[75] Inventors: Steven A. Kovens, Owings Mills; Wayne Mincher, Towson; Michael T. Gootee, Baltimore; Robert H. Tegtmeier, Phoenix, all of Md.

[73] Assignee: Parkway Machine Corporation, Timonium, Md.

[**] Term: 14 Years

[21] Appl. No.: 53,134

[22] Filed: Apr. 15, 1996

[51] LOC (6) Cl. 20-01

[52] U.S. Cl. D20/7

[58] Field of Search D20/1-9; D6/461, D6/470; 221/92, 281, 191, 944, 128, 155; 194/350

[56] References Cited

U.S. PATENT DOCUMENTS

D. 272,162	1/1984	McPhail	D20/7
D. 314,402	2/1991	Kovens	.	
D. 314,794	2/1991	Kovens	.	
D. 335,595	5/1993	Bowen	D6/461
D. 344,762	3/1994	Peterson	D20/7
D. 348,160	6/1994	Bustos	D6/470
2,193,211	3/1940	Taylor	.	
2,843,985	7/1958	Ritzenberg	.	
4,560,086	12/1985	Stol	.	
5,370,391	12/1994	Hilzendeger et al.	273/138 R
5,452,822	9/1995	Haymond	.	

OTHER PUBLICATIONS

A&A Co./Parkway machine corp; Wizard gumball machine brochure; 1994.

A&A Co./Parkway machine corp; Zipper gumball machine brochure, Dec. 1995.

Machine-O-Matic Ltd.;gumball machine brochure, Mar. 1996.

A&A Company Parkway Machine Corporation Catalogue, Parkway Machine Corporation (pp. 10 and 11) since 1941 no date supplied.

Primary Examiner—Philip S. Hyder

Assistant Examiner—Mitchell I. Siegel

Attorney, Agent, or Firm—Beveridge, DeGrandi, Weilacher & Young, LLP

[57] CLAIM

The ornamental design for coin actuated vending machine with track, as shown and described.

DESCRIPTION

FIG. 1 is a front view of the claimed design;

FIG. 2 is a rear view of the claimed design;

FIG. 3 is a first side view of the claimed design;

FIG. 4 is an opposite side view of the claimed design;

FIG. 5 is a top view of the claimed design; and,

FIG. 6 is a bottom view of the claimed design.

The broken line showing of gumballs on FIGS. 3 and 4 is for illustrative purposes only and forms no part of the claimed design.

1 Claim, 3 Drawing Sheets

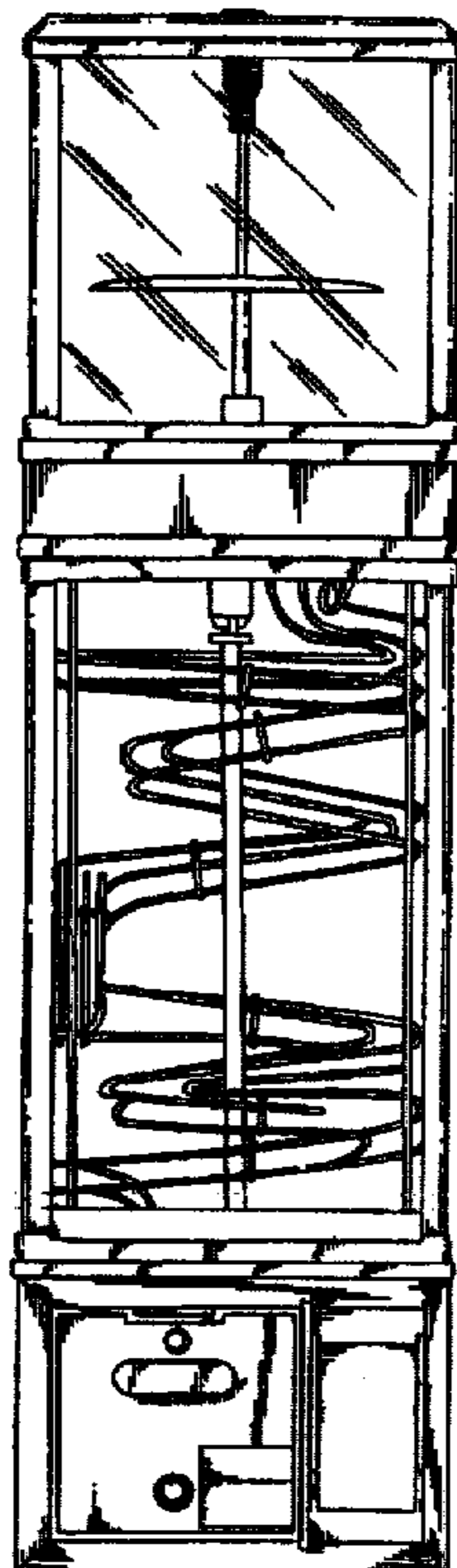


FIG. 1

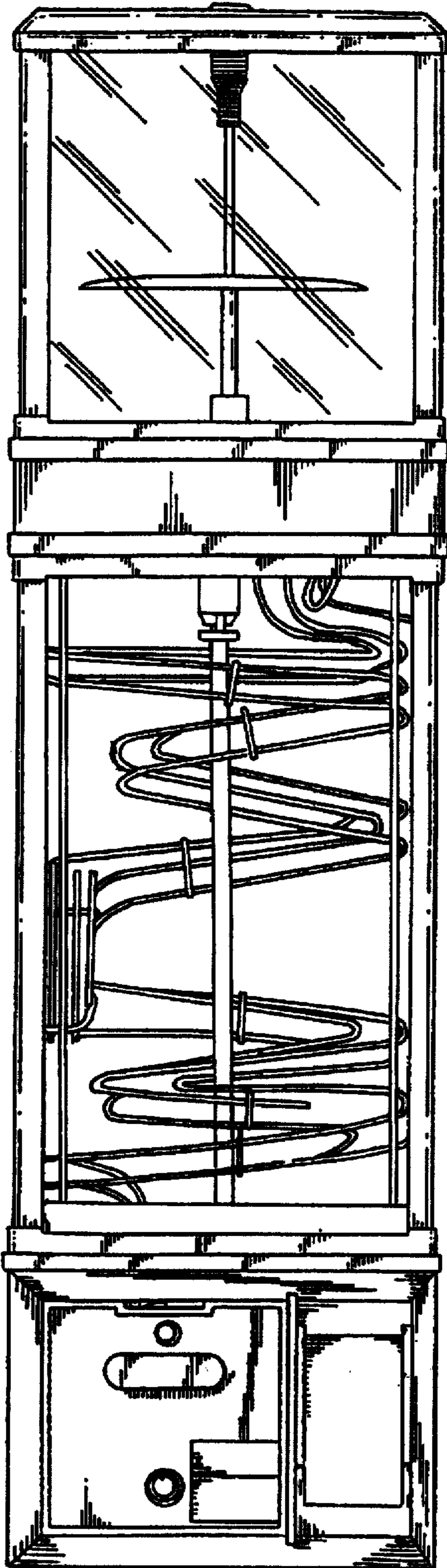


FIG. 2

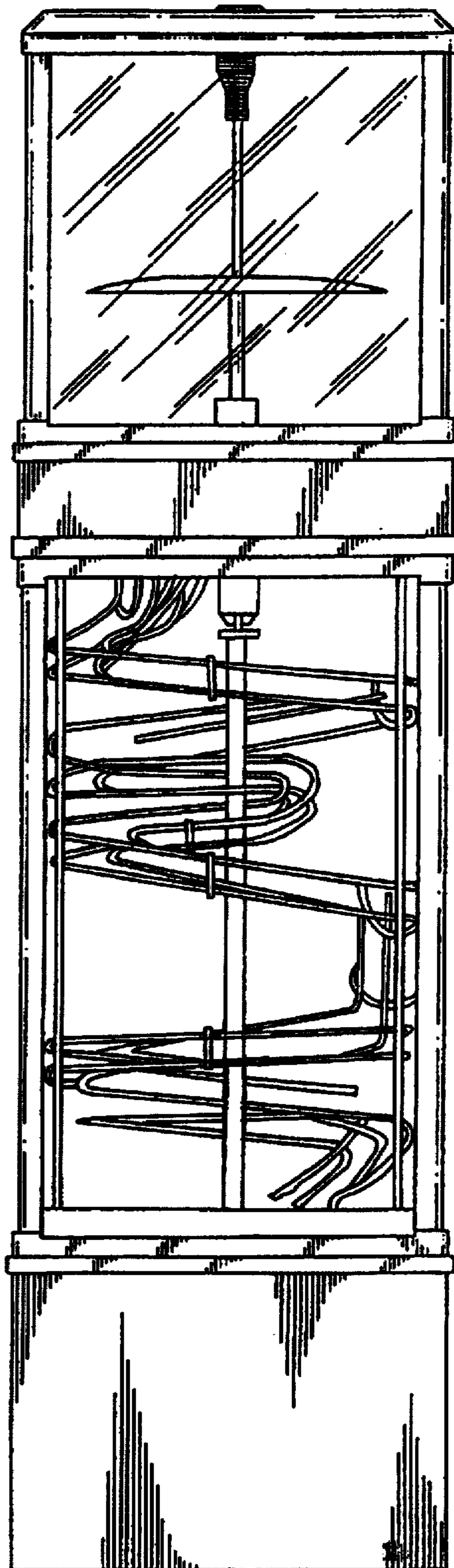


FIG. 3

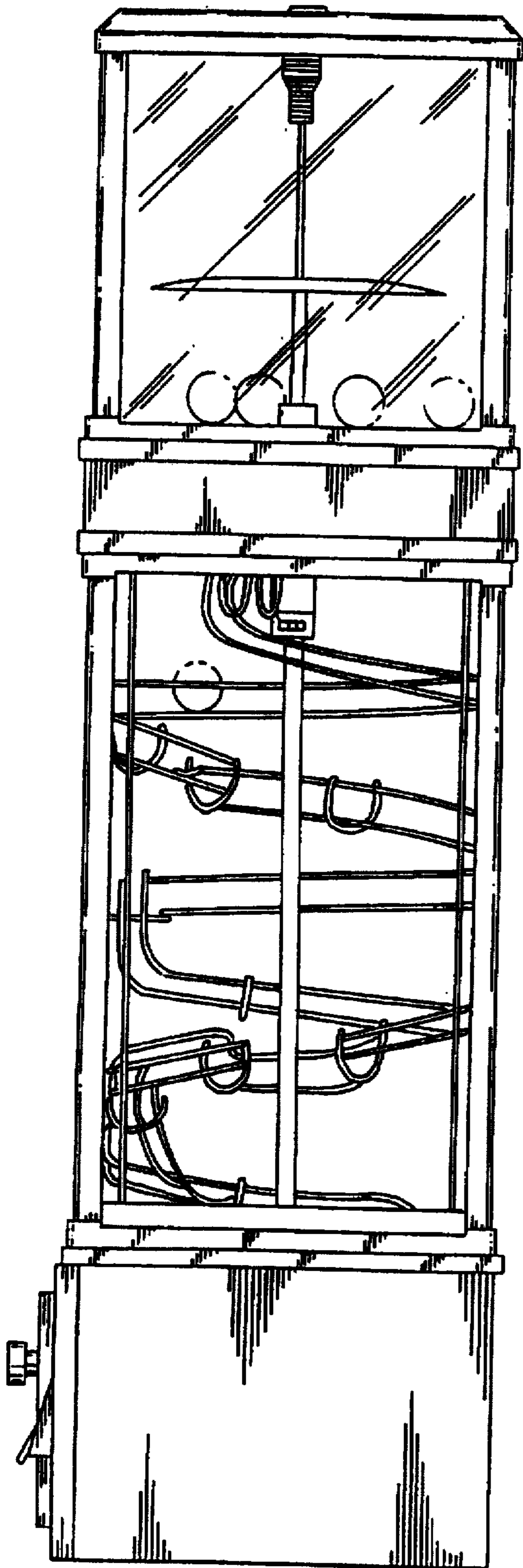
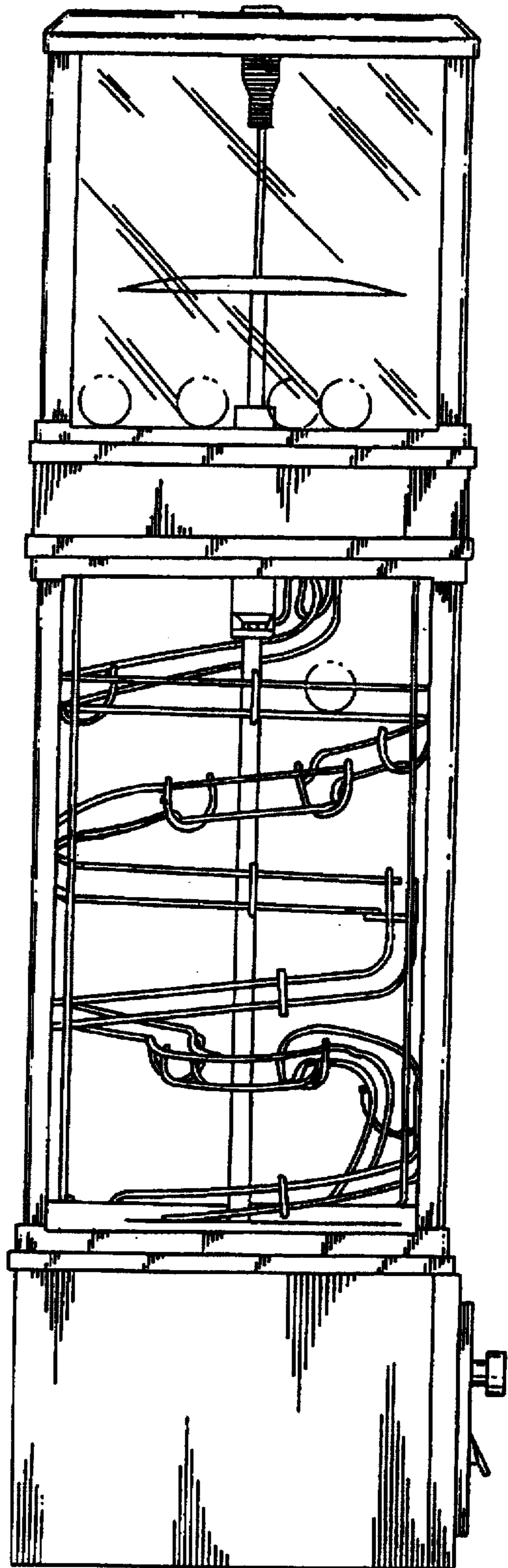


FIG. 4



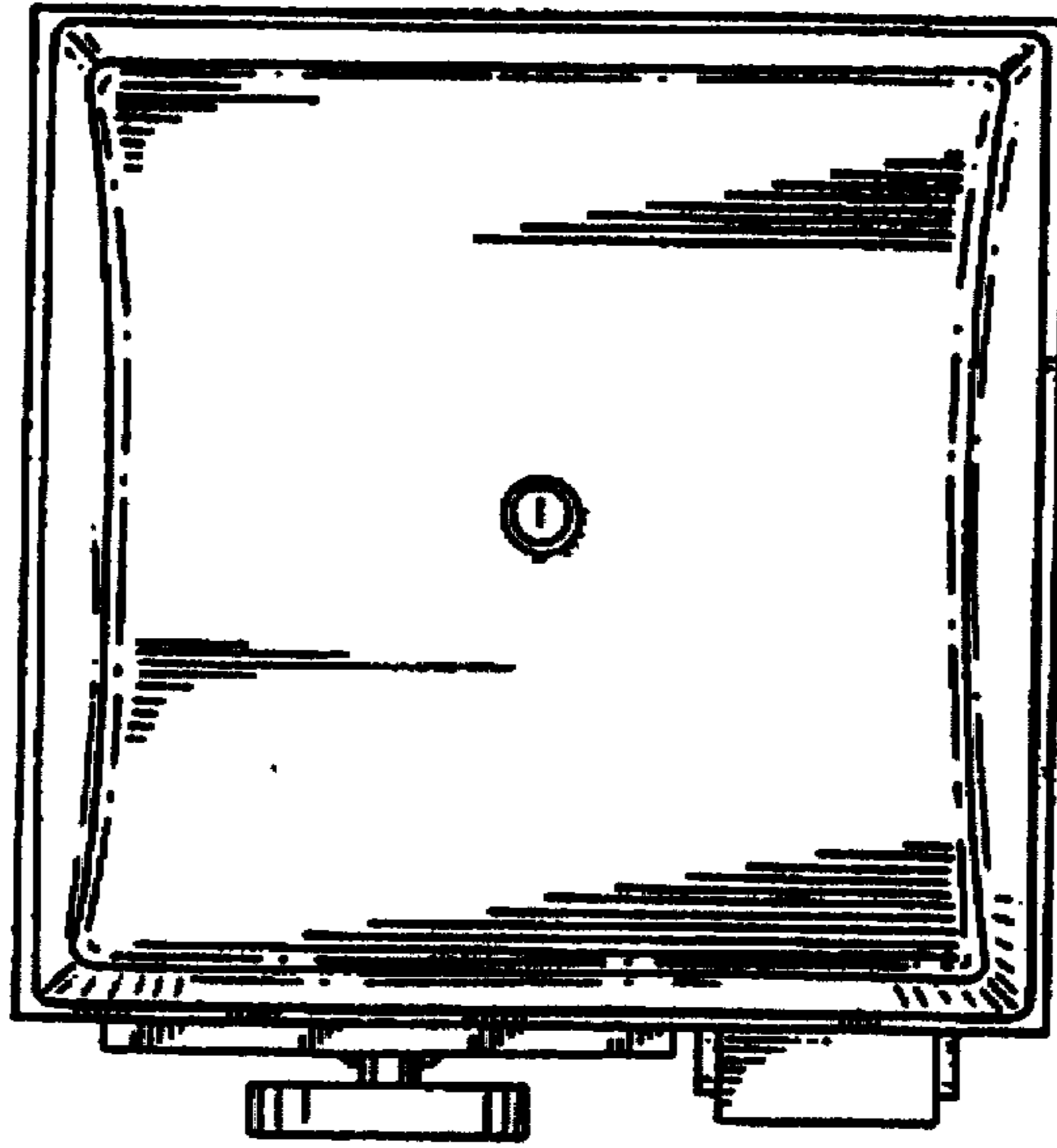


FIG. 5

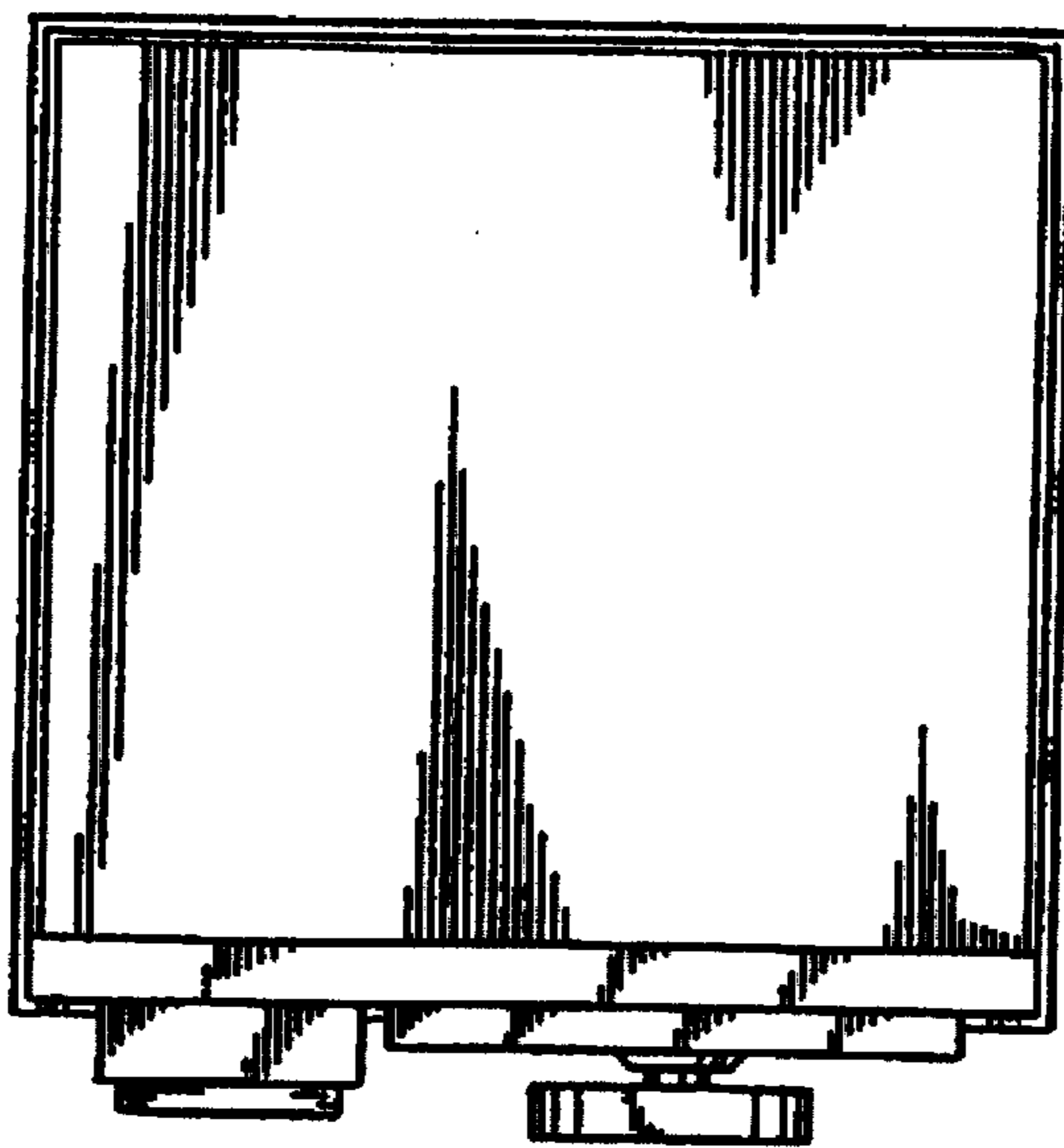


FIG. 6