



US00D387382S

United States Patent [19]

Nyambi et al.

[11] Patent Number: Des. 387,382

[45] Date of Patent: **Dec. 9, 1997

[54] CAP

D. 289,088 3/1987 Jankewitz D28/7
2,713,176 7/1955 Rosenthal 15/134

[75] Inventors: Samuel O. Nyambi, Owings Mills, Md.; James David Smith, New Freedom, Pa.

FOREIGN PATENT DOCUMENTS

90771 12/1924 Japan .
90771-1 12/1924 Japan .
365242 3/1948 Japan .
365242-1 12/1949 Japan .
453290 4/1952 Japan .

[73] Assignee: The Procter & Gamble Company, Cincinnati, Ohio

[**] Term: 14 Years

OTHER PUBLICATIONS

[21] Appl. No.: 49,456

Marks-a-Lot Felt Tip Marker by Carter's. Washington Evening Star, Dec. 16, 1958, p. PC-4, Camalier & Buckley lighted pen.

[22] Filed: Jan. 25, 1996

[51] LOC (6) Cl. 19-06

[52] U.S. Cl. D19/57; D28/76; D19/49

[58] Field of Search D19/35, 36, 41-51, D19/53-58, 81-85; 401/202, 243, 244, 245, 246, 247; D28/73, 76, 99

Primary Examiner—Martie Thompson
Attorney, Agent, or Firm—Rodney M. Young; Daniel F. Nesbitt; Michael J. D'Amelio

[57] CLAIM

[56] References Cited

The ornamental design for a cap, as shown and described.


U.S. PATENT DOCUMENTS

DESCRIPTION

- D. 82,821 12/1930 Furedy .
- D. 120,137 4/1940 Most D19/49 X
- D. 121,406 7/1940 Whitehouse D19/51 X
- D. 130,443 11/1941 Gowen D19/46 X
- D. 137,866 5/1944 Loewy D74/17
- D. 141,278 5/1945 Frederics D86/10
- D. 183,676 10/1958 Bickley et al. D74/17
- D. 188,266 6/1960 Bunn et al. D19/51
- D. 188,267 6/1960 Bunn et al. D74/17
- D. 189,896 3/1961 Vuilleminot D74/17
- D. 193,918 10/1962 Ayres D74/1
- D. 205,645 8/1966 Lovejoy D74/17
- D. 206,735 1/1967 Levy D74/17
- D. 248,865 8/1978 Sussman et al. D19/43

FIG. 1 is a perspective elevational view of a cap embodying our new design;
FIG. 2 is a top view thereof;
FIG. 3 is an elevational side view thereof;
FIG. 4 is an elevational view of a first alternative embodiment thereof; and,
FIG. 5 is an elevational side view of a second alternative embodiment thereof.
The broken lines shown in the figures are for illustrative purposes only, and form no part of the claimed invention.

1 Claim, 3 Drawing Sheets






Fig. 1

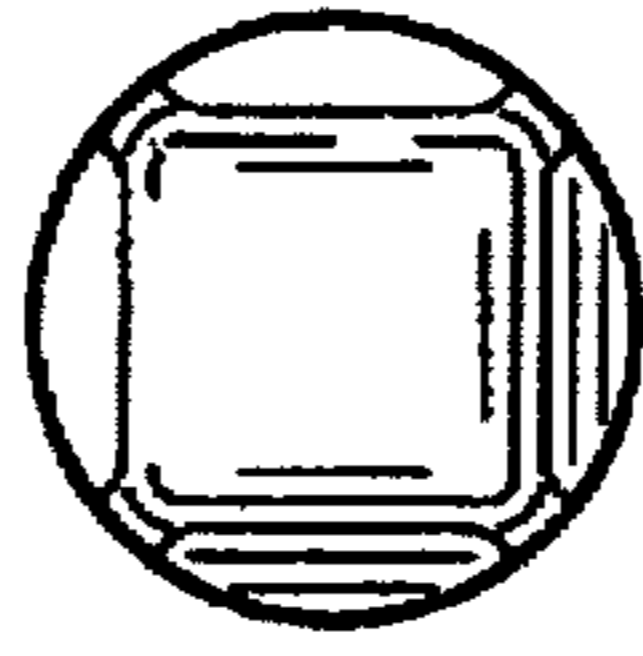


Fig. 2



Fig. 3

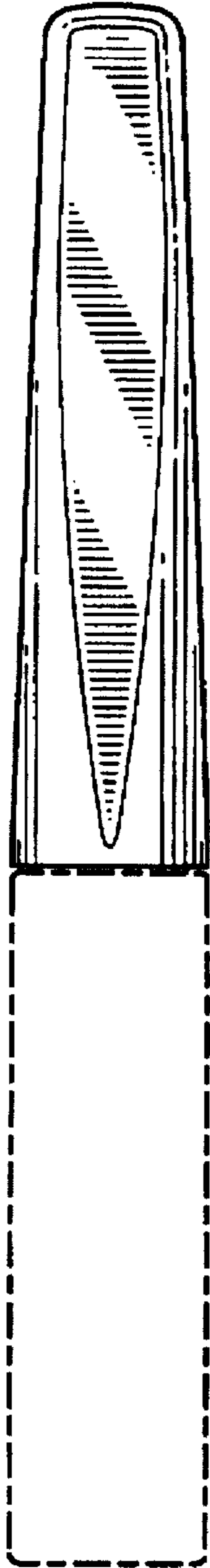


Fig. 4




Fig. 5