



US00D387381S

**United States Patent** [19]  
**Littmann**

[11] **Patent Number: Des. 387,381**

[45] **Date of Patent: \*\*Dec. 9, 1997**

[54] **GREETING CARD**

[76] **Inventor: Paul Bernard Littmann, 7 Sidwell Ave., East St. Kilda Victoria, 3182, Australia**

[\*\*] **Term: 14 Years**

[21] **Appl. No.: 57,095**

[22] **Filed: Jul. 16, 1996**

[51] **LOC (6) Cl. .... 19-01**

[52] **U.S. Cl. .... D19/8; D19/1**

[58] **Field of Search .... D19/1, 2, 4, 6, D19/7, 8; D20/29, 31; D21/166, 168, 171; 40/421, 124.17, 539, 124.08; 248/459, 908; 211/50; 446/150**

[56] **References Cited**

**U.S. PATENT DOCUMENTS**

D. 72,148 3/1927 Gill ..... D20/31  
D. 164,325 5/1951 Robins ..... D19/2

D. 173,458 11/1954 Rudin ..... D19/8  
D. 343,864 2/1994 Rebong ..... D21/168 X  
D. 375,527 11/1996 Keogh ..... D20/31  
1,473,800 11/1923 Webb ..... 40/127.17 X  
2,884,738 5/1959 Lohnes et al. .... 40/124.08 X  
4,671,513 6/1987 Wilson-Diehl ..... D21/168 X

*Primary Examiner*—Martie Thompson  
*Attorney, Agent, or Firm*—Finnegan, Henderson, Farabow, Garrett & Dunner, L.L.P.


[57] **CLAIM**

The ornamental design for a greeting card, as shown and described.

**DESCRIPTION**

FIG. 1 is a perspective view of a greeting card in a closed position, embodying my design;  
FIG. 2 is a front elevational view thereof;  
FIG. 3 is a rear elevational view thereof; and,  
FIG. 4 is a left elevational view thereof, the right elevational view being a mirror image thereof.

**1 Claim, 2 Drawing Sheets**



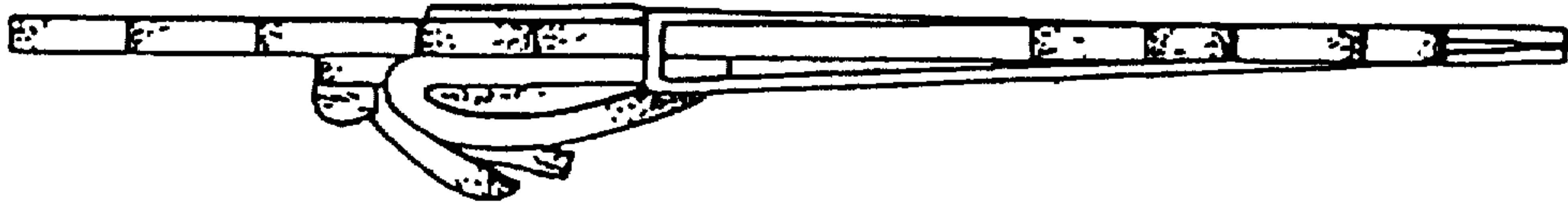


FIG. 4.




FIG. 1.




FIG. 2.

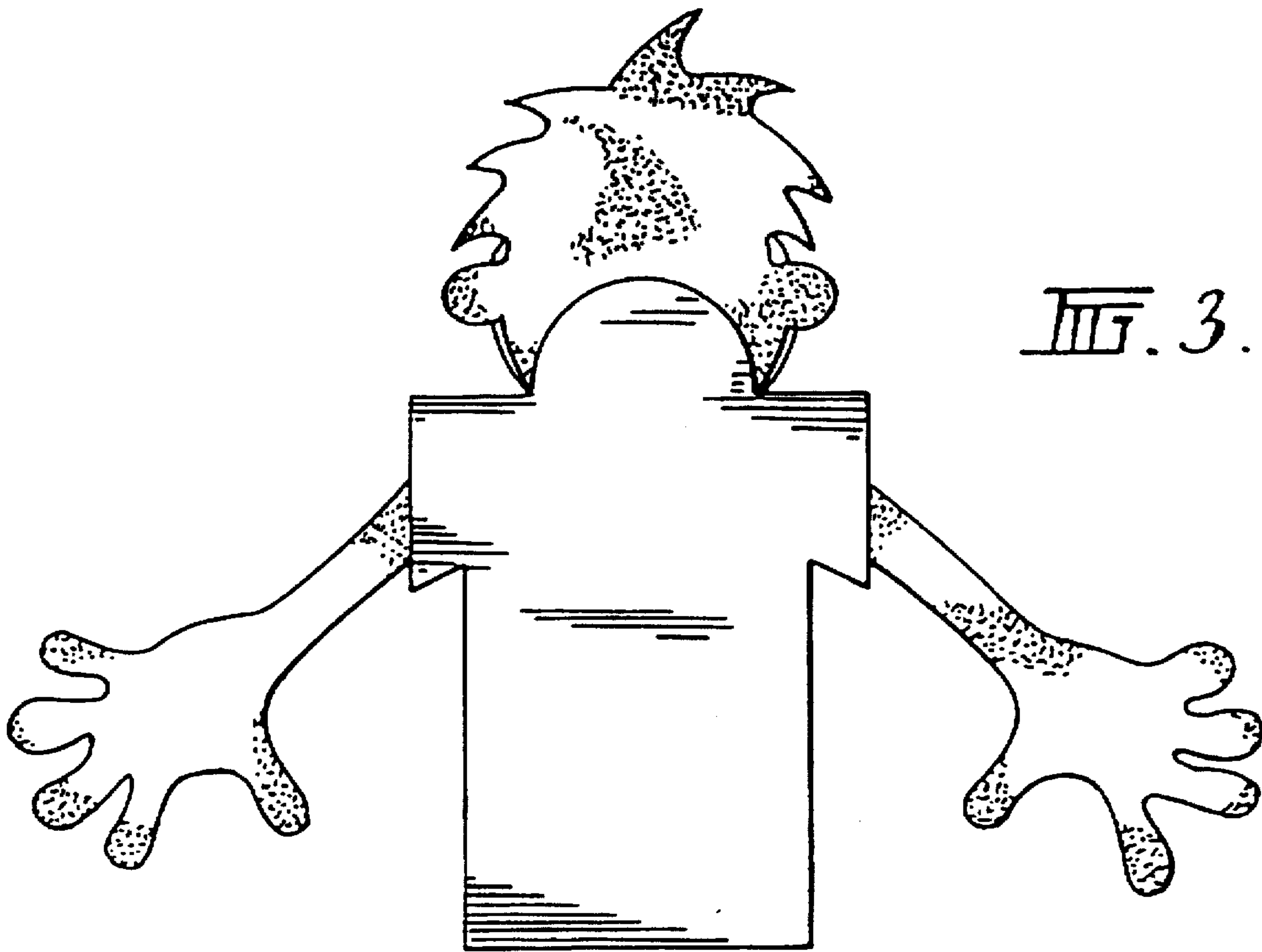


FIG. 3.