



US00D387380S

# United States Patent [19]

[11] Patent Number: Des. 387,380

Feit

[45] Date of Patent: \*\*Dec. 9, 1997

[54] COMBINATION ENVELOPE AND DISPLAYED COIN

[76] Inventor: Lawrence A. Feit, 5001 N. Lowell Ave., Chicago, Ill. 60630-2610

[\*\*] Term: 14 Years

[21] Appl. No.: 50,025

[22] Filed: Feb. 6, 1996

[51] LOC (6) Cl. .... 19-01

[52] U.S. Cl. .... D19/3

[58] Field of Search ..... D19/3, 4; 283/116; 229/68, 72, 92.7, 92.1, 71; 206/309, 312

[56] References Cited

U.S. PATENT DOCUMENTS

202,816	4/1878	Hatfield	283/116
1,589,714	6/1926	Overly	283/116 X
1,714,824	5/1929	Staples	283/116 X
3,340,999	9/1967	Froehlia	D19/26 X
3,399,823	9/1968	Johnson	D19/3 X
3,858,791	1/1975	Gendron	D19/3 X

OTHER PUBLICATIONS

Encyclopedia fo the Modern Elongated, Angelo A. Rosato, 1990 pp. 351-354, 1637.

Yesterday's Elongates, Lee Martin & Dottie Dow, p. XVI-not dated.

Primary Examiner—Susan J. Lucas  
Assistant Examiner—Pamela Burgess  
Attorney, Agent, or Firm—Woodard, Emhardt, Naughton Moriarty & McNett

[57] CLAIM

The ornamental design for combination envelope and displayed coin, as shown and described.

DESCRIPTION

FIG. 1 is a front elevational view of a combination envelope and displayed coin showing my new design;

FIG. 2 is a side elevation taken from the right side of FIG. 1. The elevational view taken from the left side of FIG. 1 is the mirror image of FIG. 2;

FIG. 3 is a top plan view;

FIG. 4 is a bottom plan view;


FIG. 5 is a rear elevation;

FIG. 6 is a section taken along the line 6-6 of FIG. 1 in the direction of the arrows; and,

FIG. 7 is a perspective view.

The broken lines shown in FIGS. 1 and 7 are for illustrative purposes only and form no part of the claimed design.

1 Claim, 5 Drawing Sheets



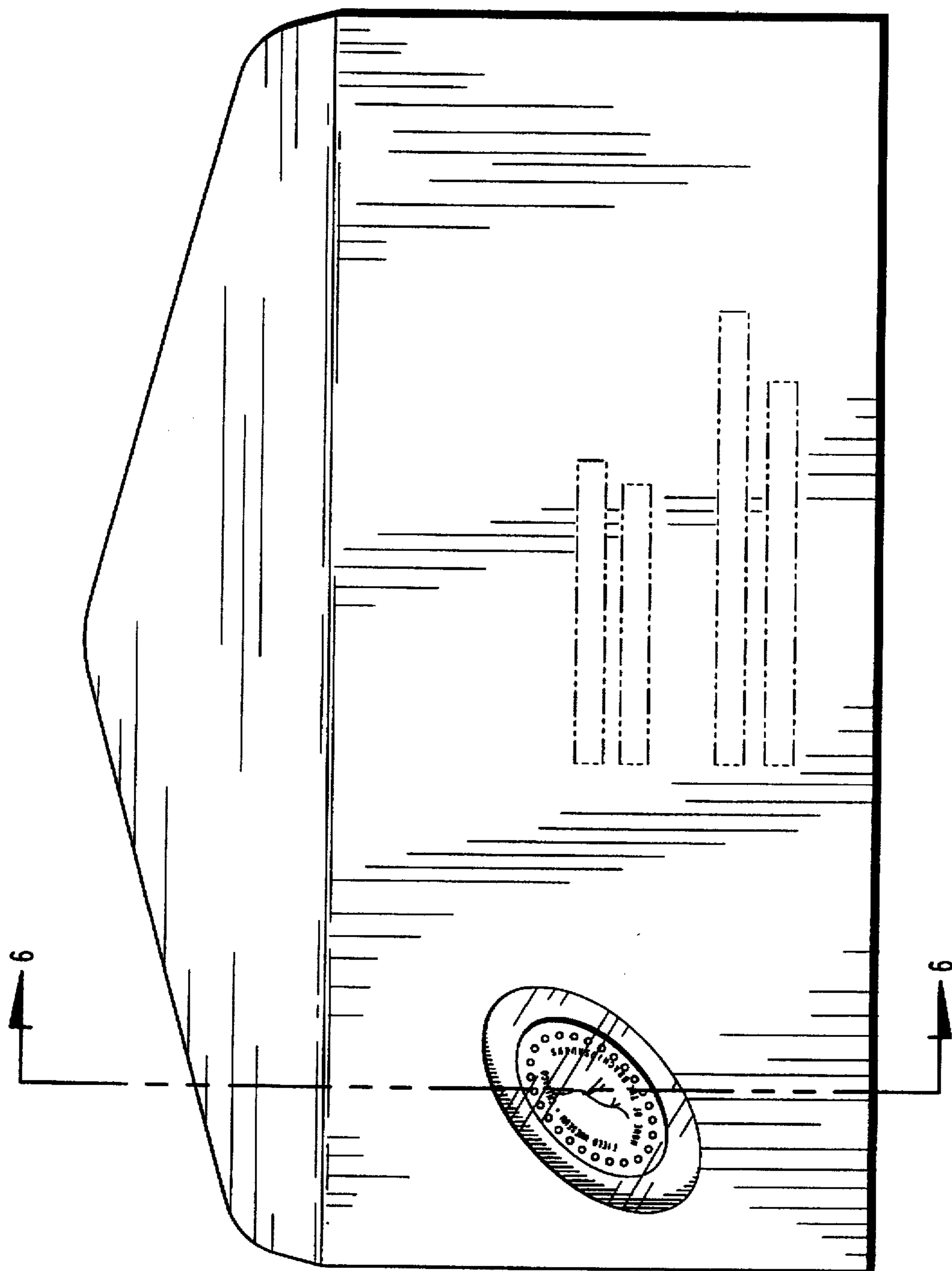


Fig. 1



**Fig. 3**



**Fig. 4**

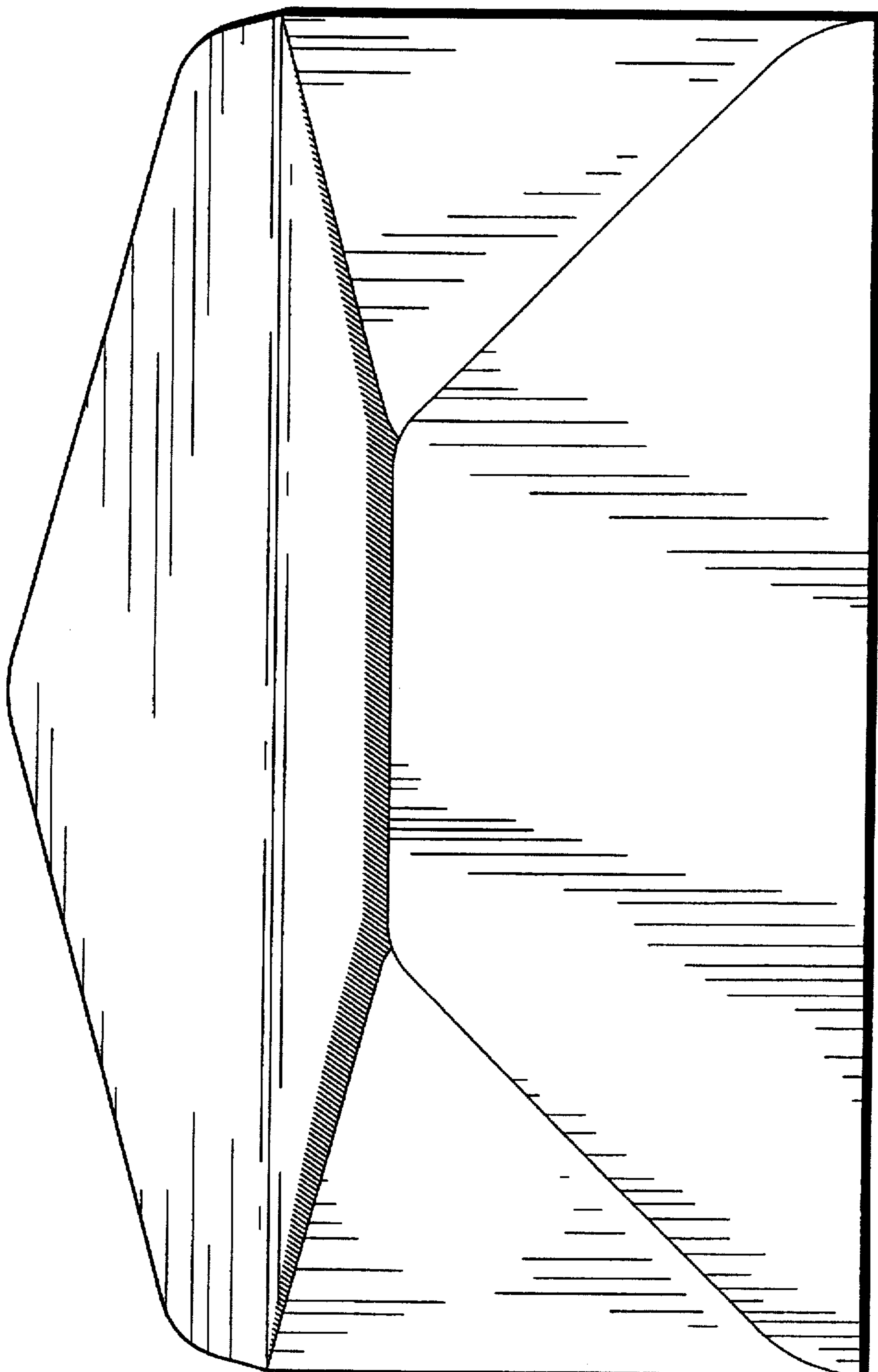


Fig. 5



**Fig. 6**



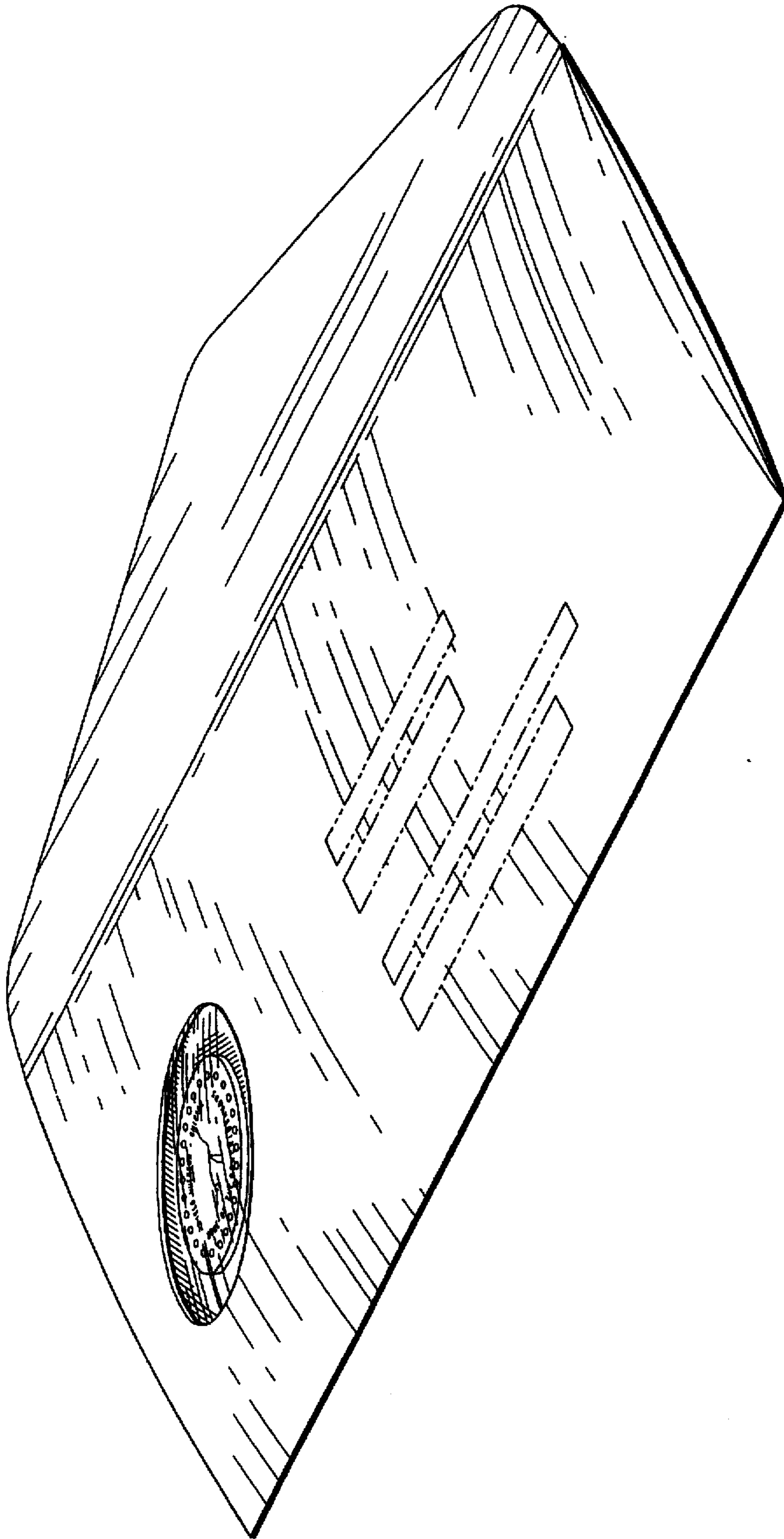


Fig. 7