

US00D387351S

United States Patent [19]

[11] Patent Number: **Des. 387,351**

Mackie et al.

[45] Date of Patent: ****Dec. 9, 1997**

[54] **SPEAKER**

D. 360,417 7/1995 Mark D14/215
5,115,473 5/1992 Yamagishi et al. 381/159 X

[75] Inventors: **Greg C. Mackie**, Kirkland, Wash.;
Calvin C. Perkins, Portland; **Mats R. Jarlstrom**, Beaverton, both of Oreg.

OTHER PUBLICATIONS

Stereo Review, p. 130, McIntosh XRT 22 Loudspeaker System, Jan. 1988.

[73] Assignee: **Mackie Designs Inc.**, Woodinville, Wash.

Primary Examiner—Sandra L. Morris
Assistant Examiner—Nanda Bondade
Attorney, Agent, or Firm—Susan L. Preston

[**] Term: **14 Years**

[21] Appl. No.: **60,590**

[57] CLAIM

[22] Filed: **Oct. 1, 1996**

The ornamental design for a speaker, as shown and described.

[51] LOC (6) Cl. **14-01**

[52] U.S. Cl. **D14/215**

[58] Field of Search D14/204, 207,
D14/209-216, 219-222; 181/144-145,
148, 198-199; 381/24, 159

DESCRIPTION

FIG. 1 is a perspective view of a speaker showing our new design;
FIG. 2 is a top plan view thereof;
FIG. 3 is a rear elevation view thereof;
FIG. 4 is a front elevation view thereof;
FIG. 5 is a side elevational view thereof, the opposite side being a mirror image; and,
FIG. 6 is a bottom plan view thereof.

[56] References Cited

U.S. PATENT DOCUMENTS

D. 231,660 5/1974 Ishikawa D14/214
D. 253,592 12/1979 Takei D14/214
D. 270,532 9/1983 Weinstein D14/214
D. 340,245 10/1993 Christie D14/214

1 Claim, 4 Drawing Sheets

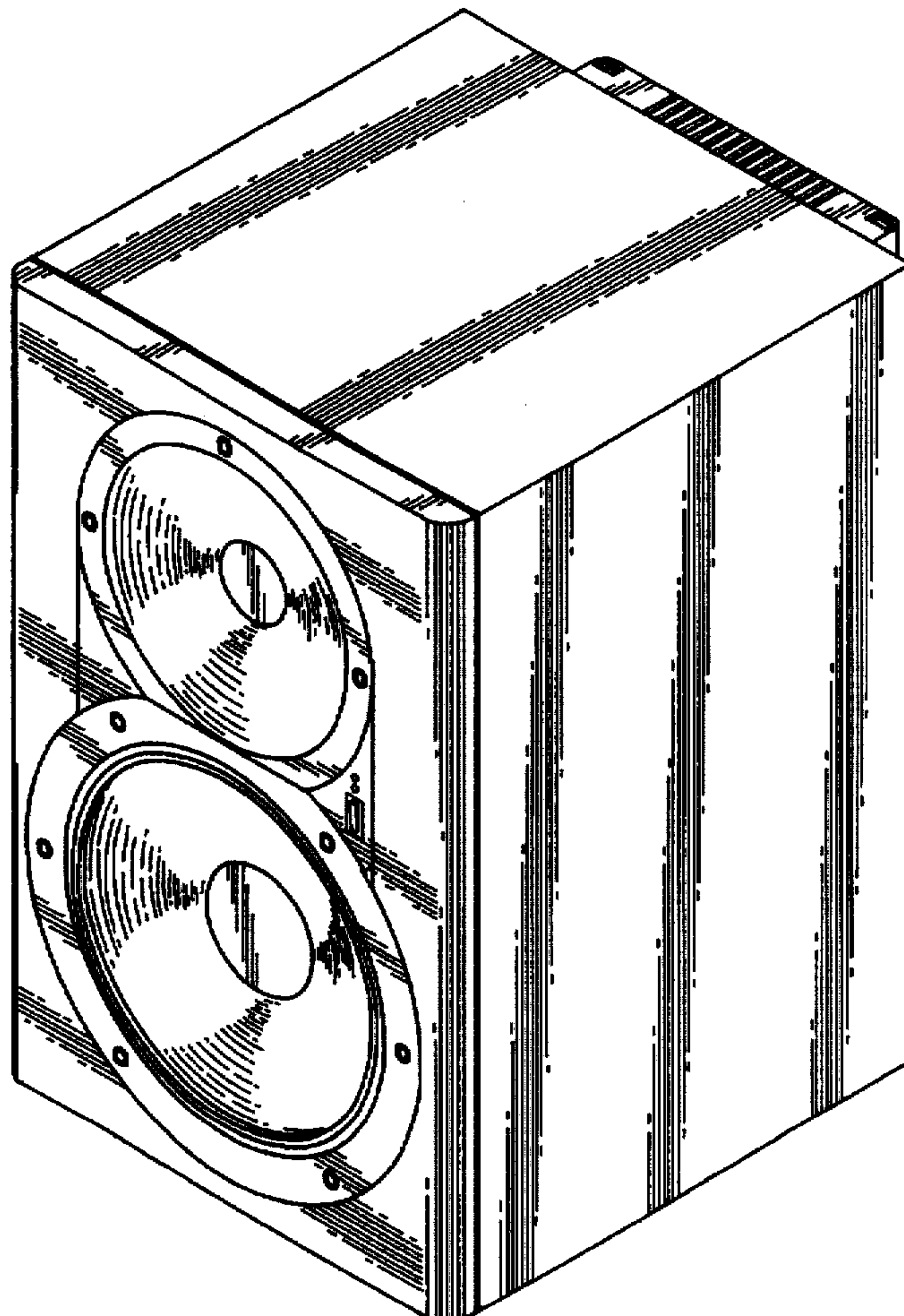


FIG. 1




FIG. 2

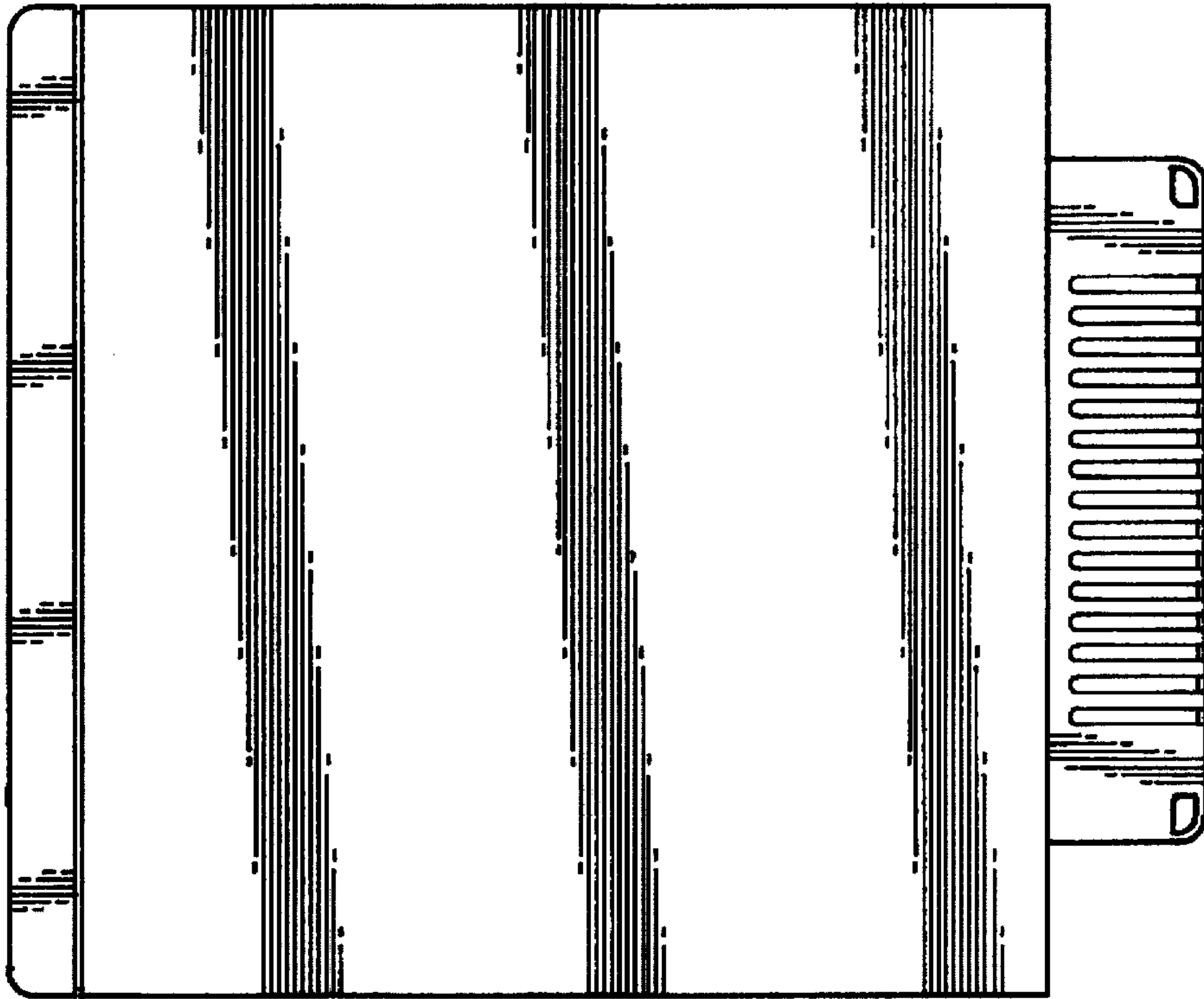


FIG. 6

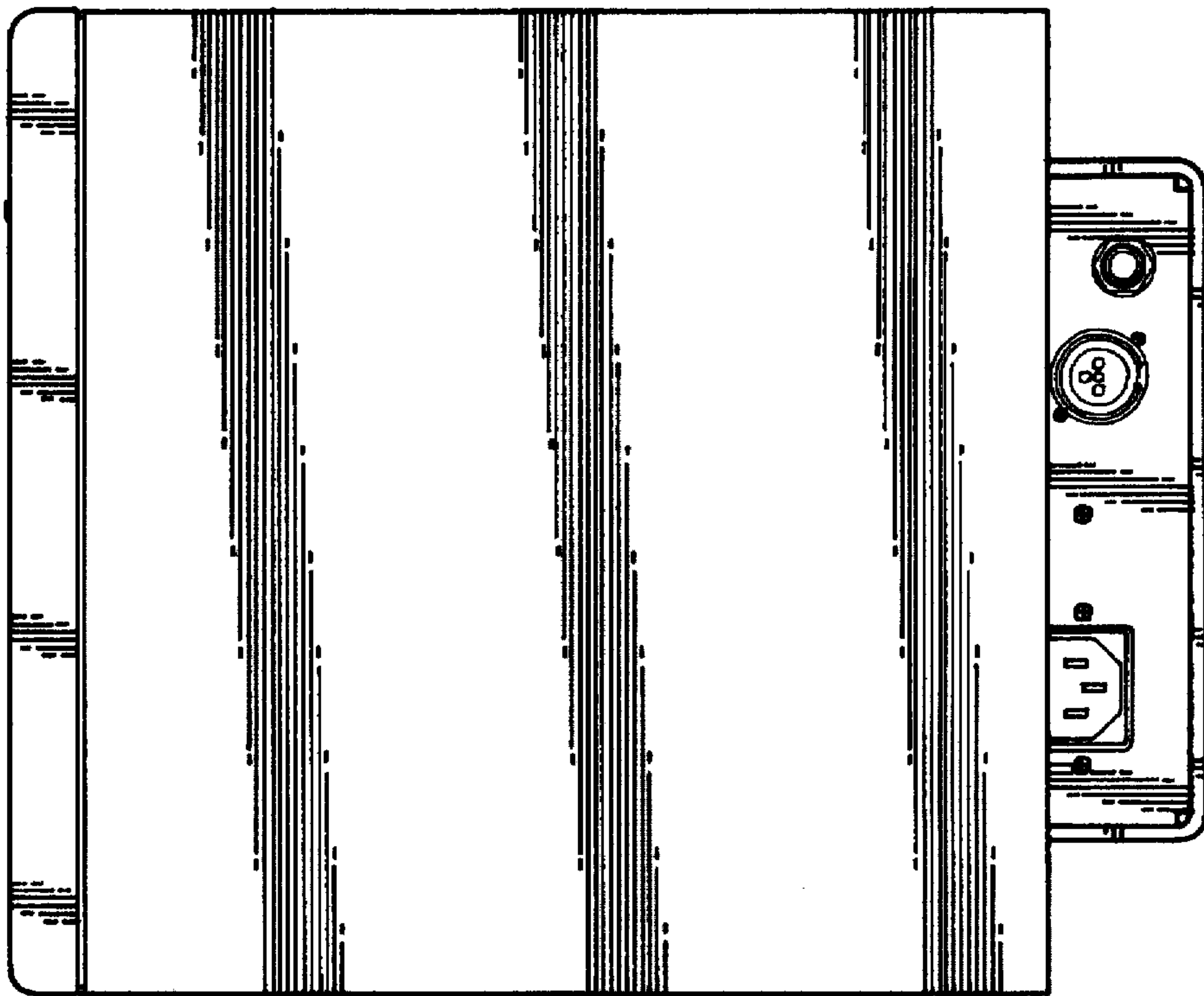


FIG. 4




FIG. 3

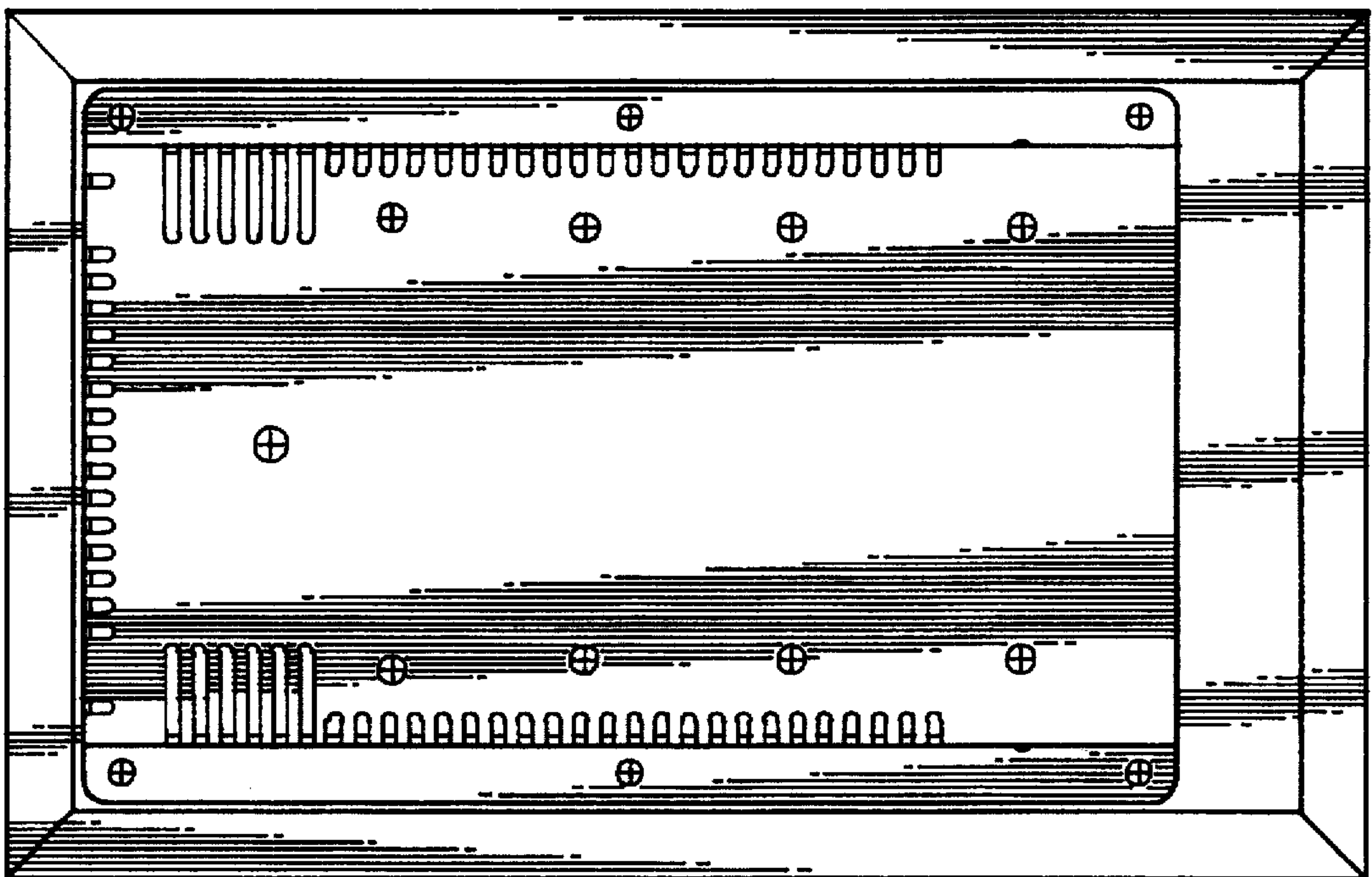


FIG. 5

