



US00D387323S

# United States Patent [19]

Wilcox

[11] Patent Number: **Des. 387,323**

[45] Date of Patent: **\*\*Dec. 9, 1997**

[54] **WHEEL CHOCK**

[75] Inventor: **Steven W. Wilcox**, Evansville, Ind.

[73] Assignee: **FKI Industries, Inc.**, Fairfield, Conn.

[\*\*] Term: **14 Years**

[21] Appl. No.: **58,302**

[22] Filed: **Jul. 16, 1996**

[51] LOC (6) Cl. .... **12-06**

[52] U.S. Cl. .... **D12/217**

[58] Field of Search ..... **D12/217; 188/32, 188/36, 4.12**

[56] **References Cited**

**U.S. PATENT DOCUMENTS**

D. 350,525	9/1994	Robinson	.....	D12/217
3,120,292	2/1964	Rambat	.....	188/32
3,317,006	5/1967	Patterson	.....	188/32
3,391,760	7/1968	Gonser	.....	188/32
3,811,536	5/1974	Haynes	.....	188/32

*Primary Examiner*—Louis S. Zarfes  
*Assistant Examiner*—Frank Martinez  
*Attorney, Agent, or Firm*—Woodward, Emhardt, Naughton, Moriarty & McNett

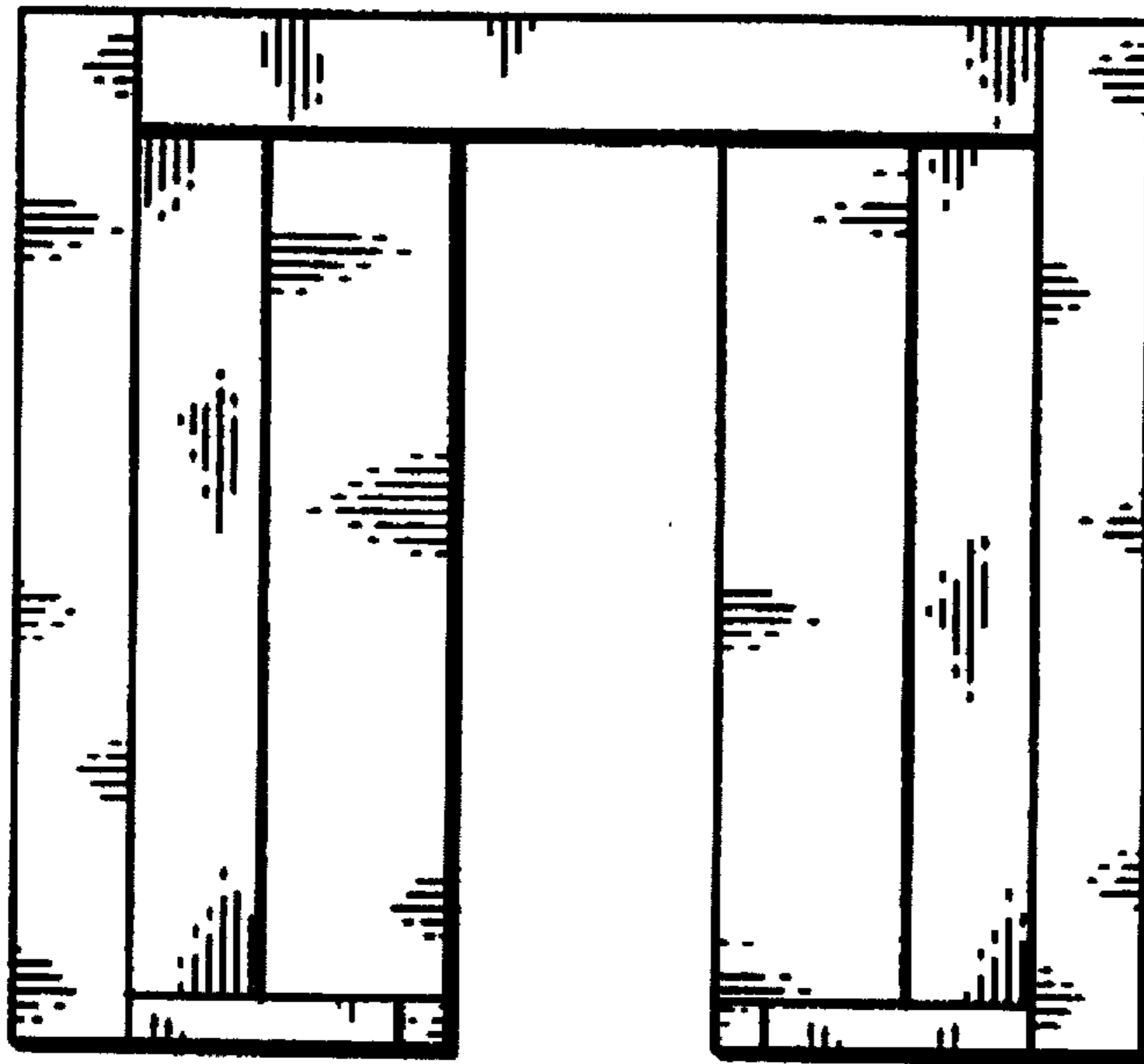
[57] **CLAIM**

The ornamental design for a wheel chock, as shown and described.

**DESCRIPTION**

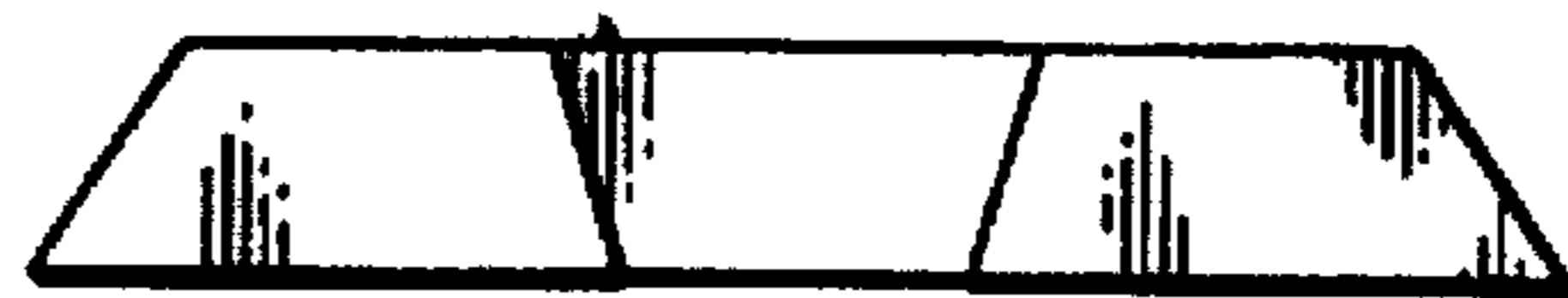
FIG. 1 is a front elevational view of a wheel chock according to my new design;  
FIG. 2 is a rear elevational view thereof;  
FIG. 3 is a top plan view thereof;  
FIG. 4 is a bottom plan view thereof;  
FIG. 5 is a section therethrough taken at line 5—5 in FIG. 4 and viewed in the direction of the arrows;  
FIG. 6 is a section therethrough taken at line 6—6 in FIG. 4 and viewed in the direction of the arrows;  
FIG. 7 is a left-hand side elevational view thereof; and,  
FIG. 8 is a right-hand side elevational view thereof.

**1 Claim, 1 Drawing Sheet**

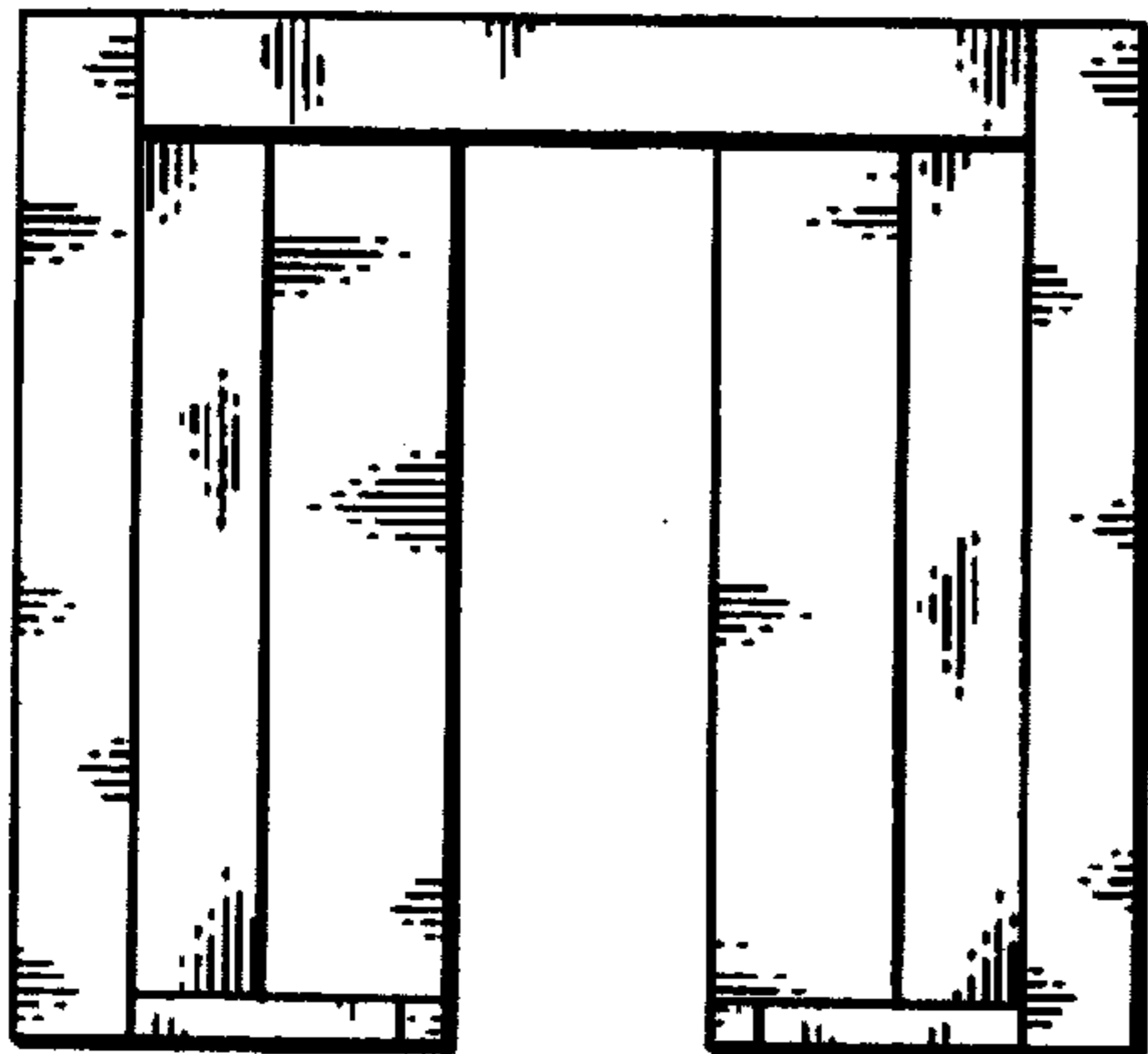




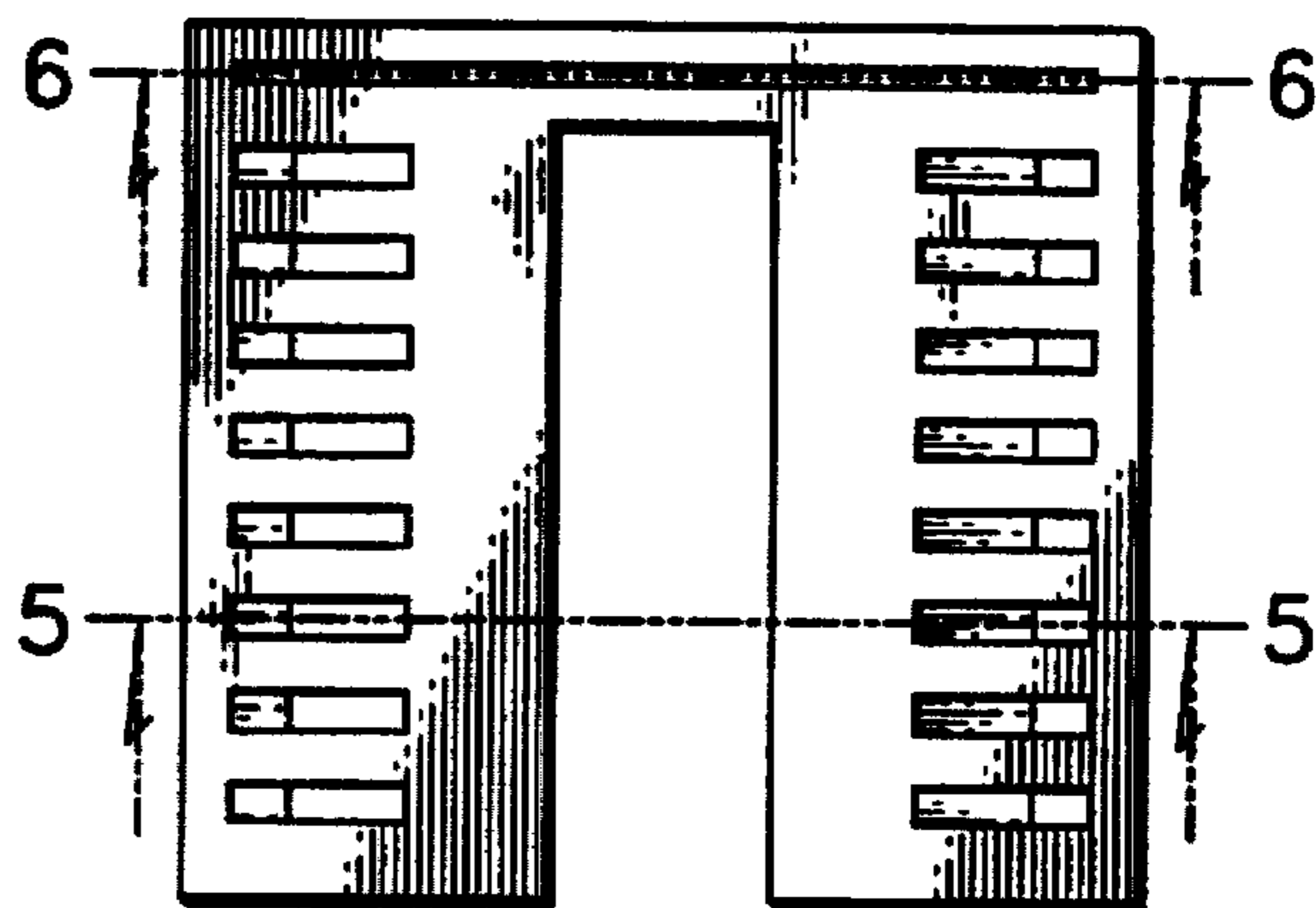
**Fig. 1**




**Fig. 2**



**Fig. 3**




**Fig. 4**



**Fig. 5**



**Fig. 6**



**Fig. 7**



**Fig. 8**