

US00D387308S

United States Patent [19]

[11] Patent Number: **Des. 387,308**

Dahlin et al.

[45] Date of Patent: ****Dec. 9, 1997**

[54] **OPEN TOP RAIL CAR END CAP**

[76] Inventors: **William G. Dahlin; William S. Pladson**, both of 3301 Fiechtner Dr. Suite 102, Fargo, N. Dak. 58103

[**] Term: **14 Years**

4,585,267	4/1986	Friesen	105/377.05 X
4,821,648	4/1989	Bramhall	105/377.08
4,823,707	4/1989	Salsbury et al.	105/377
5,180,203	1/1993	Goudy	296/98
5,190,341	3/1993	Simard	105/377.05 X
5,271,336	12/1993	Willets	105/377
5,393,117	2/1995	Beale	296/100

OTHER PUBLICATIONS

Rotating Locomotives & Cars—Feb. 1964—p. 10—Cover© bottom right 1964.

Primary Examiner—Nelson C. Holtje
Attorney, Agent, or Firm—Burd, Bartz & Gutenkauf

[21] Appl. No.: **54,375**

[22] Filed: **May 13, 1996**

[51] LOC (6) Cl. **12-16**

[52] U.S. Cl. **D12/42**

[58] Field of Search **D12/42, 43; 105/377.01, 105/377.09**

[57] CLAIM

The ornamental design for an open top rail car end cap, as shown and described.

[56] References Cited


U.S. PATENT DOCUMENTS

D. 251,660	4/1979	Low	D12/43
894,759	7/1908	Stevens .	
1,186,388	6/1916	Fountain .	
3,330,225	7/1967	Barry	105/377
4,003,301	1/1977	Norton	98/13
4,162,100	7/1979	Muscillo	296/100
4,302,043	11/1981	Dimmer et al.	296/98
4,435,010	3/1984	Mandel	105/377.07 X
4,484,777	11/1984	Michel	296/98
4,505,512	3/1985	Schmeichel et al.	296/98

DESCRIPTION

FIG. 1 is a top plan view of the open top rail car end cap showing our new design;
FIG. 2 is a front elevational view thereof;
FIG. 3 is a side elevational view thereof, the opposite side being a mirror image thereof;
FIG. 4 is a rear elevational view thereof; and,
FIG. 5 is a bottom plan view thereof.

1 Claim, 1 Drawing Sheet






FIG. 1

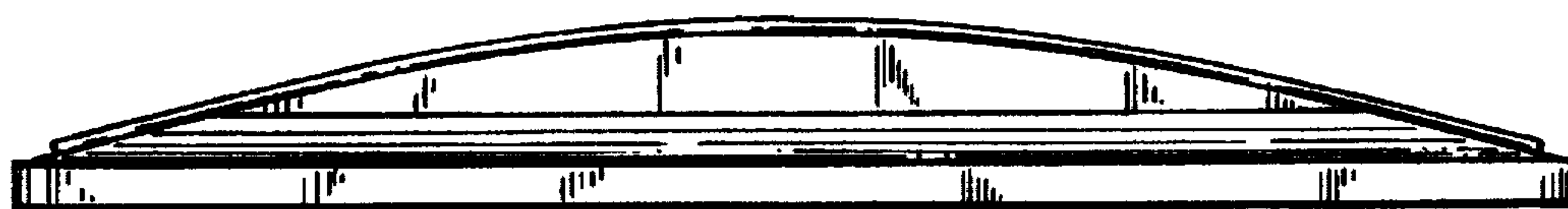


FIG. 2



FIG. 3



FIG. 4




FIG. 5