



US00D387303S

United States Patent [19]
Hansen

[11] **Patent Number: Des. 387,303**

[45] **Date of Patent: **Dec. 9, 1997**

[54] **TREE ORNAMENT DISPLAY DEVICE**

[76] **Inventor: Elaine E. Hansen, P.O. Box 20, Sagamore Beach, Mass. 02562**

[**] **Term: 14 Years**

[21] **Appl. No.: 46,261**

[22] **Filed: Nov. 13, 1995**

[51] **LOC (6) Cl. 11-02**

[52] **U.S. Cl. D11/118; D11/121**

[58] **Field of Search D11/117, 118, D11/121; D6/513, 553; 428/12, 18, 19, 20; 211/196, 202**

[56] **References Cited**

U.S. PATENT DOCUMENTS

D. 180,969	9/1957	Swearingen	D11/118
D. 181,644	12/1957	Handschin	D11/118
2,988,837	6/1961	Hutton	428/12

Primary Examiner—Dominic Simone
Attorney, Agent, or Firm—Thomas A. Kahrl, ESQ.

[57] **CLAIM**

The ornamental design for tree ornament display device, as shown and described.

DESCRIPTION

FIG. 1 is a perspective view of a tree ornament display device showing my new design;

FIG. 2 is a top plan view thereof;

FIG. 3 is a front elevational view thereof;

FIG. 4 is a right side elevational view thereof, the left side being a mirror image;

FIG. 5 is a rear elevational view thereof;

FIG. 6 is a bottom plan thereof;

FIG. 7 is a front elevational view thereof, the ornaments shown in broken lines for illustrative purposes only and form no part of the claim;

FIG. 8 is a perspective view of a second embodiment of FIG. 1, the difference residing in the removal of the top ornament;

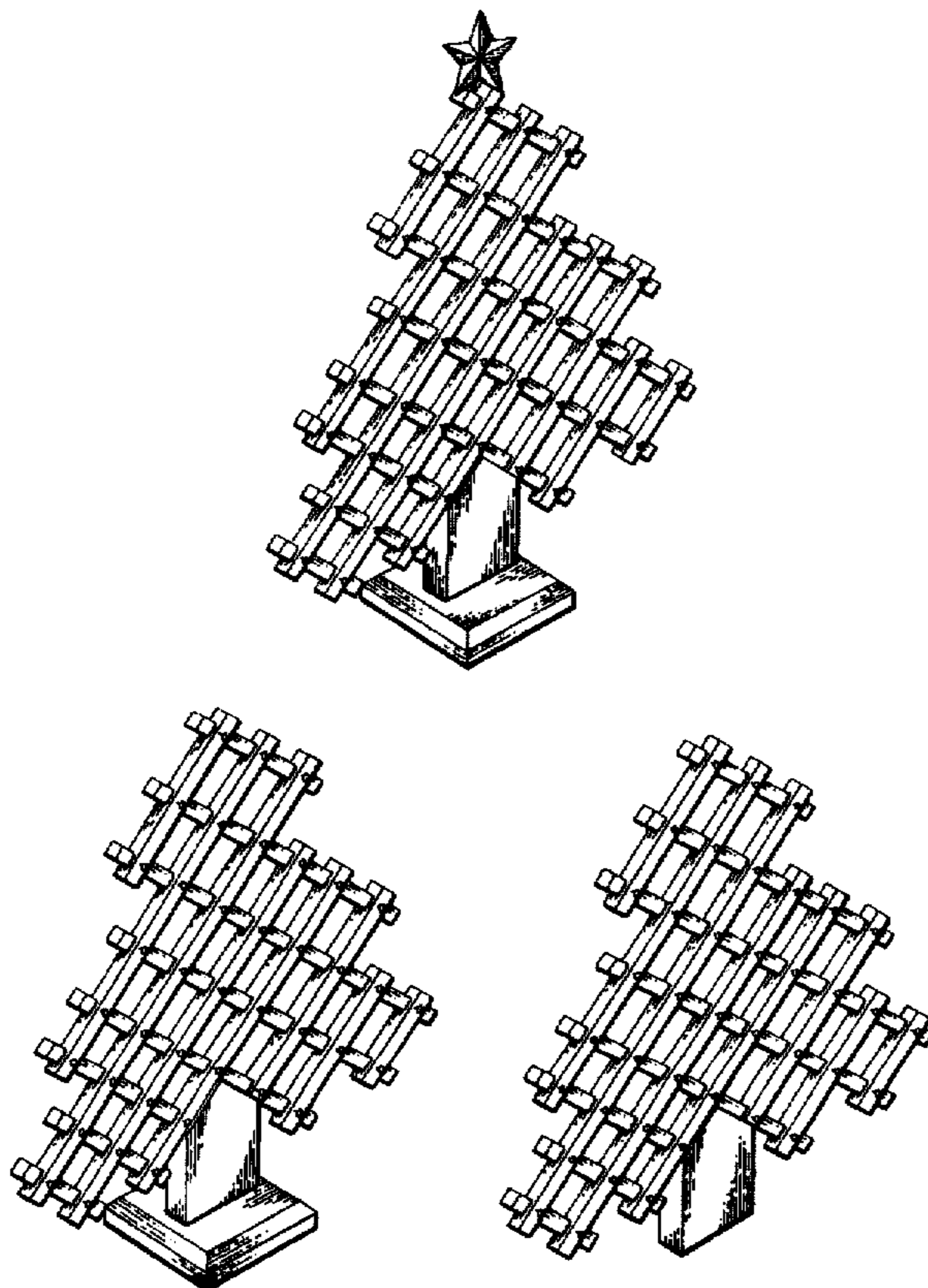
FIG. 9 is a perspective view of a third embodiment of FIG. 1, the difference residing in the removal of the base;

FIG. 10 is a right side elevational view of FIG. 1, the vertical surface shown in broken lines for illustrative purposes only and forms no part of the claim; and,

FIG. 11 is a front elevational view of FIG. 1, the Easter Egg top ornament shown in broken lines for illustrative purposes only and forms no part of the claim.

The dominant feature of the invention resides in the design of a tree ornament display device for displaying ornaments framed by criss cross patten of tree device. The broken line showing ornaments, and a fragmented section of a wall and the tree display device are for illustrative purposes only and form no part of the claimed design.

1 Claim, 3 Drawing Sheets






FIG. 1




FIG. 2




FIG. 3

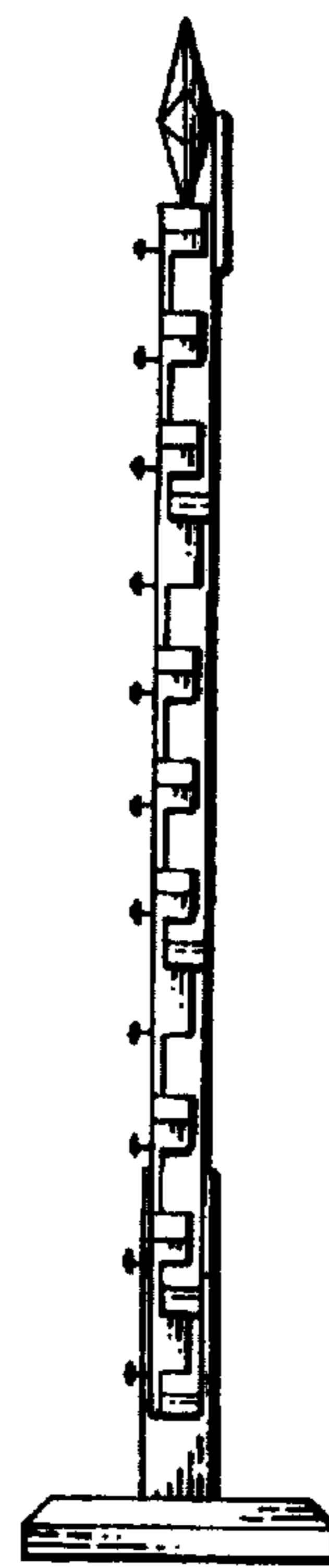


FIG. 4

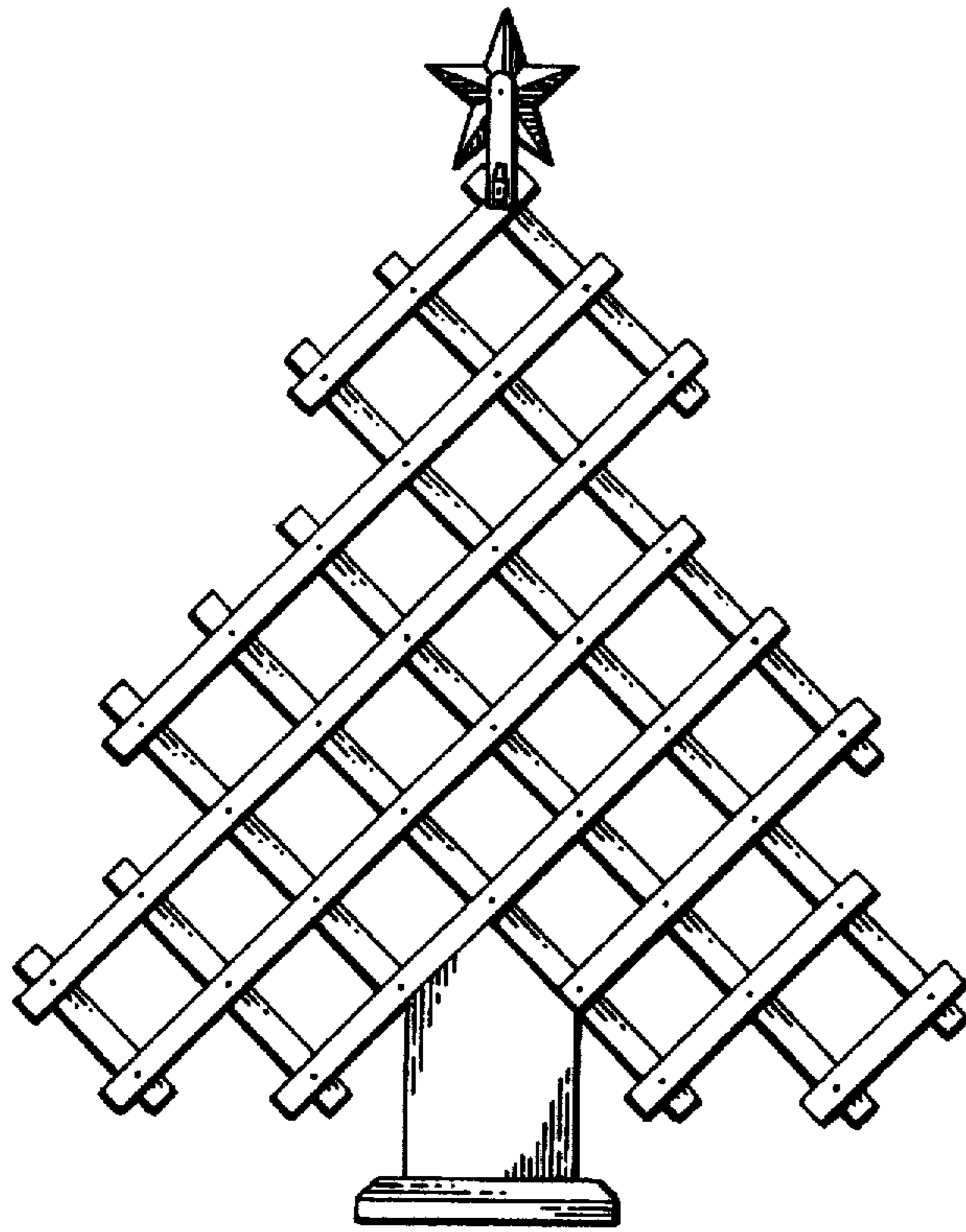


FIG. 5




FIG. 6




FIG. 7

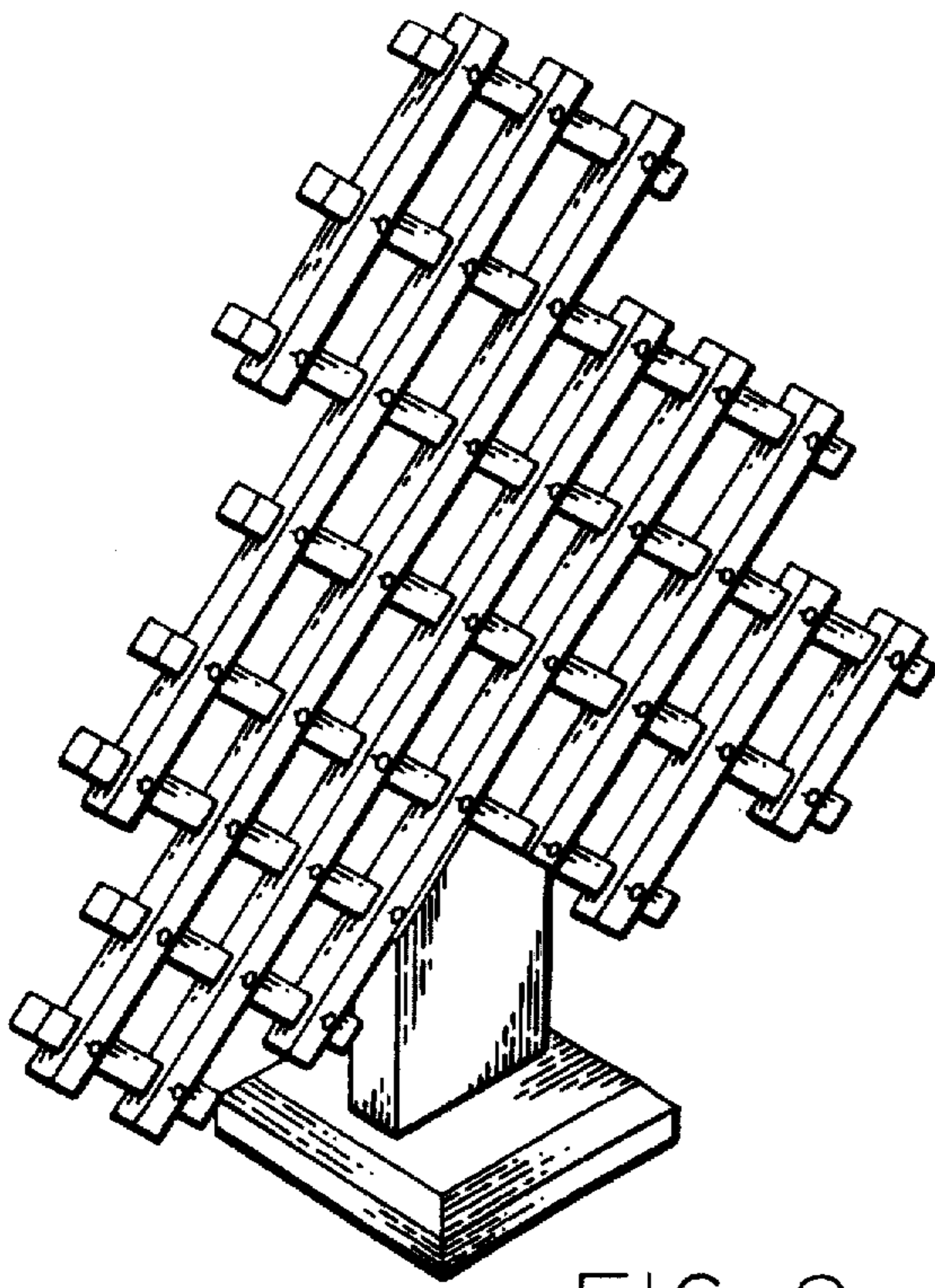


FIG. 8




FIG. 9

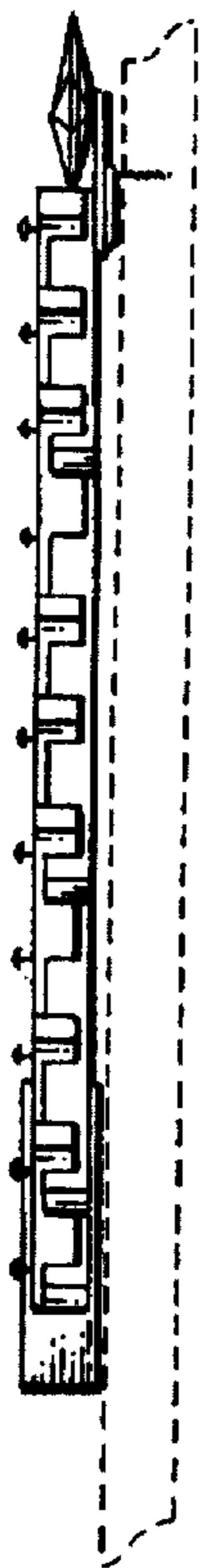


FIG. 10




FIG. 11