



US00D387300S

**United States Patent** [19]  
**Morrison**

[11] **Patent Number:** **Des. 387,300**  
[45] **Date of Patent:** **\*\*Dec. 9, 1997**

[54] **CAROUSEL PIN/PENDANT**

[75] **Inventor:** **Jerry Morrison, Austin, Tex.**  
[73] **Assignee:** **Commemorative Brands, Inc., Austin, Tex.**  
[\*\*] **Term:** **14 Years**

[21] **Appl. No.:** **57,362**  
[22] **Filed:** **Jul. 23, 1996**

[51] **LOC (6) Cl.** ..... **11-01**  
[52] **U.S. Cl.** ..... **D11/40**  
[58] **Field of Search** ..... **D11/1-6, 40-52,**  
**D11/61, 66-78, 79-82; 63/1.1, 2, 20, 18,**  
**19**

[56] **References Cited**

**U.S. PATENT DOCUMENTS**

D. 138,871 9/1944 Drell ..... D11/75  
D. 138,873 9/1944 Drell ..... D11/40  
D. 172,558 7/1954 Philippe ..... D11/40

*Primary Examiner*—Ralf Seifert  
*Attorney, Agent, or Firm*—Shaffer & Culbertson; J. Nevin Shaffer, Jr.

[57] **CLAIM**

The ornamental design for a carousel pin/pendant, as shown and described.

**DESCRIPTION**

FIG. 1 is a side elevational view of a carousel pin/pendant showing my new design;  
FIG. 2 is a front elevational view of a carousel pin/pendant of FIG. 1;  
FIG. 3 is a side elevational view of a carousel pin/pendant of FIG. 1;  
FIG. 4 is a back elevational view of a carousel pin/pendant of FIG. 1;  
FIG. 5 is a top end elevational view of a carousel pin/pendant of FIG. 1; and,  
FIG. 6 is a perspective view of a carousel pin/pendant of FIG. 1.

**1 Claim, 1 Drawing Sheet**






FIG. 1




FIG. 2



FIG. 3




FIG. 4



FIG. 5

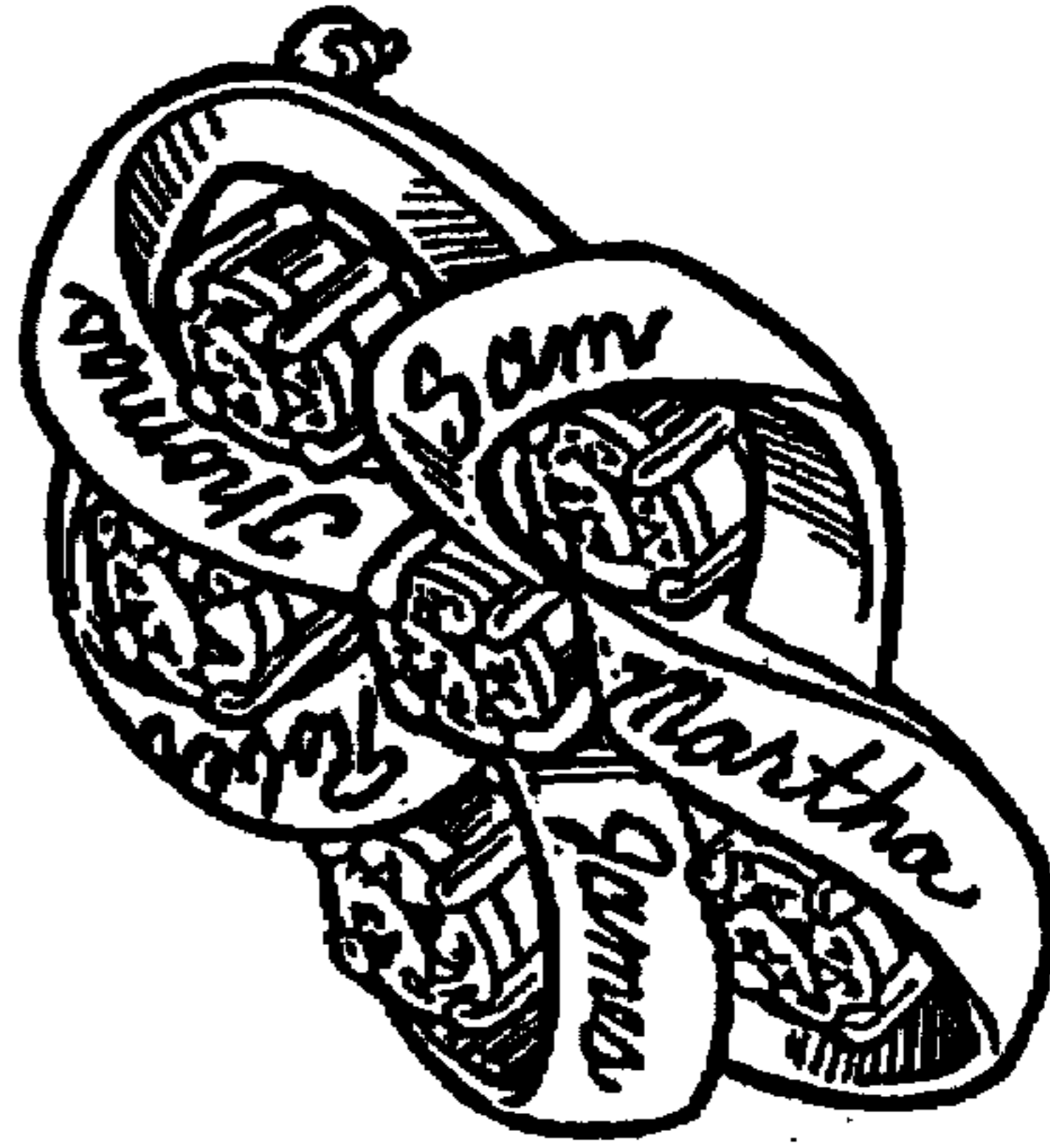


FIG. 6