



US00D387299S

**United States Patent** [19]  
**Scortecci et al.**

[11] **Patent Number: Des. 387,299**  
[45] **Date of Patent: \*\*Dec. 9, 1997**

[54] **JEWELRY CHAIN**

[75] **Inventors: Luca Scortecci; Marco Stocchi, both of Castiglion Fibocchi, Italy**

[73] **Assignee: S.I.L.O. Societa' Italiana Lavorazione Oro S.p.A.**

[\*\*] **Term: 14 Years**

[21] **Appl. No.: 54,792**

[22] **Filed: May 22, 1996**

[30] **Foreign Application Priority Data**

Nov. 23, 1995 [XH] Hague Agreement ..... DM/034764

[51] **LOC (6) Cl. .... 11-01**

[52] **U.S. Cl. .... D11/6**

[58] **Field of Search .... D11/1-25, 93, D11/94; 59/78, 80-82, 3; 63/1.1, 2, 3, 4, 5.1, 5.2**

[56] **References Cited**

**U.S. PATENT DOCUMENTS**

D. 335,103	4/1993	Bichi	.....	D11/6
D. 338,630	8/1993	Bichi	.....	D11/6
2,451,780	10/1948	Siska	.....	63/4
4,348,861	9/1982	Nakagawa	.....	59/3

*Primary Examiner—Ralf Seifert*

*Attorney, Agent, or Firm—Finnegan, Henderson, Farabow, Garrett & Dunner, L.L.P.*

[57] **CLAIM**

The ornamental design of a jewelry chain, as shown and described.

**DESCRIPTION**

FIG. 1 is a top plan view of a jewelry chain showing my new design, the bottom plan view being identical;

FIG. 2 is a right side elevational view, the left side view being identical;

FIG. 3 is a cross sectional view taken along lines 3—3 of FIG. 1;

FIG. 4 is a partial perspective view;

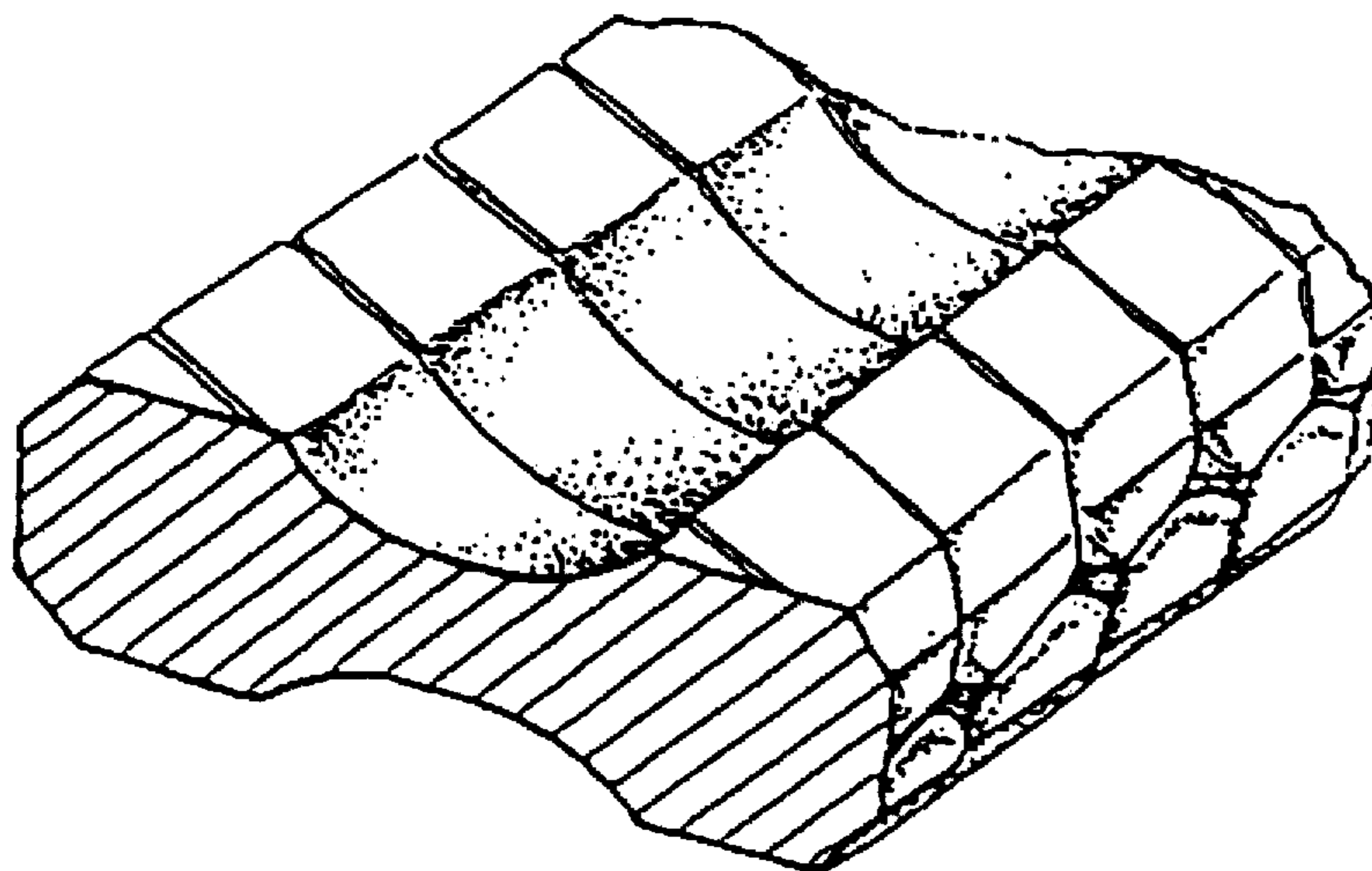
FIG. 5 is a top plan view of a jewelry chain showing a second embodiment of my new design, the bottom plan view being identical;

FIG. 6 is a right side elevational view of FIG. 5, the left side view being identical;

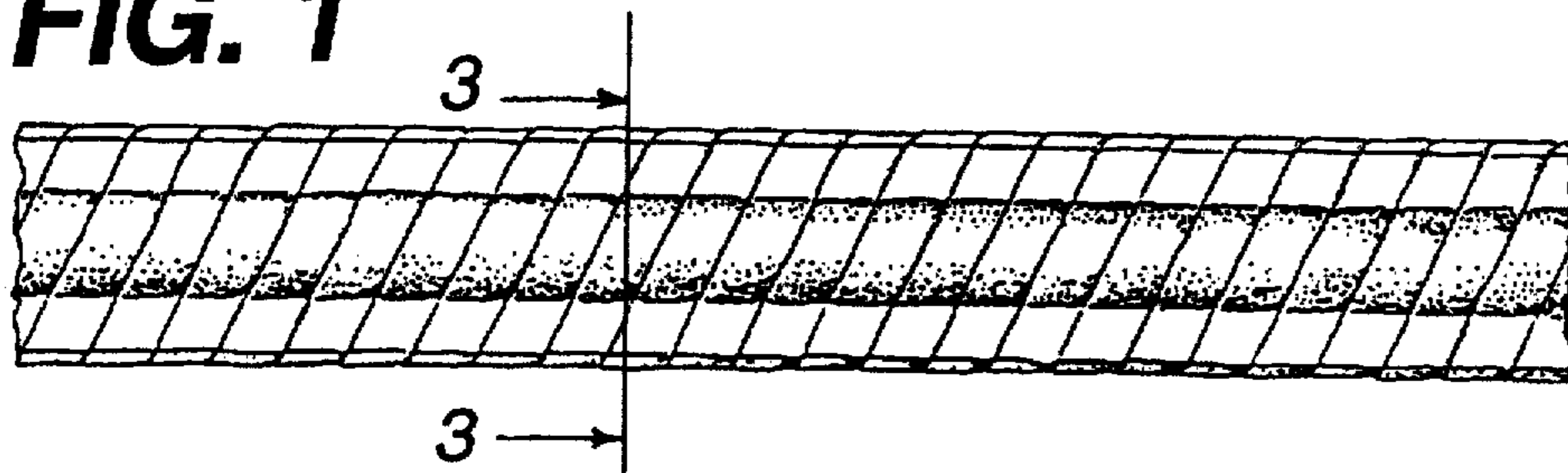
FIG. 7 is a cross sectional view taken along lines 7—7 of FIG. 5; and,

FIG. 8 is a partial perspective view.

**1 Claim, 2 Drawing Sheets**



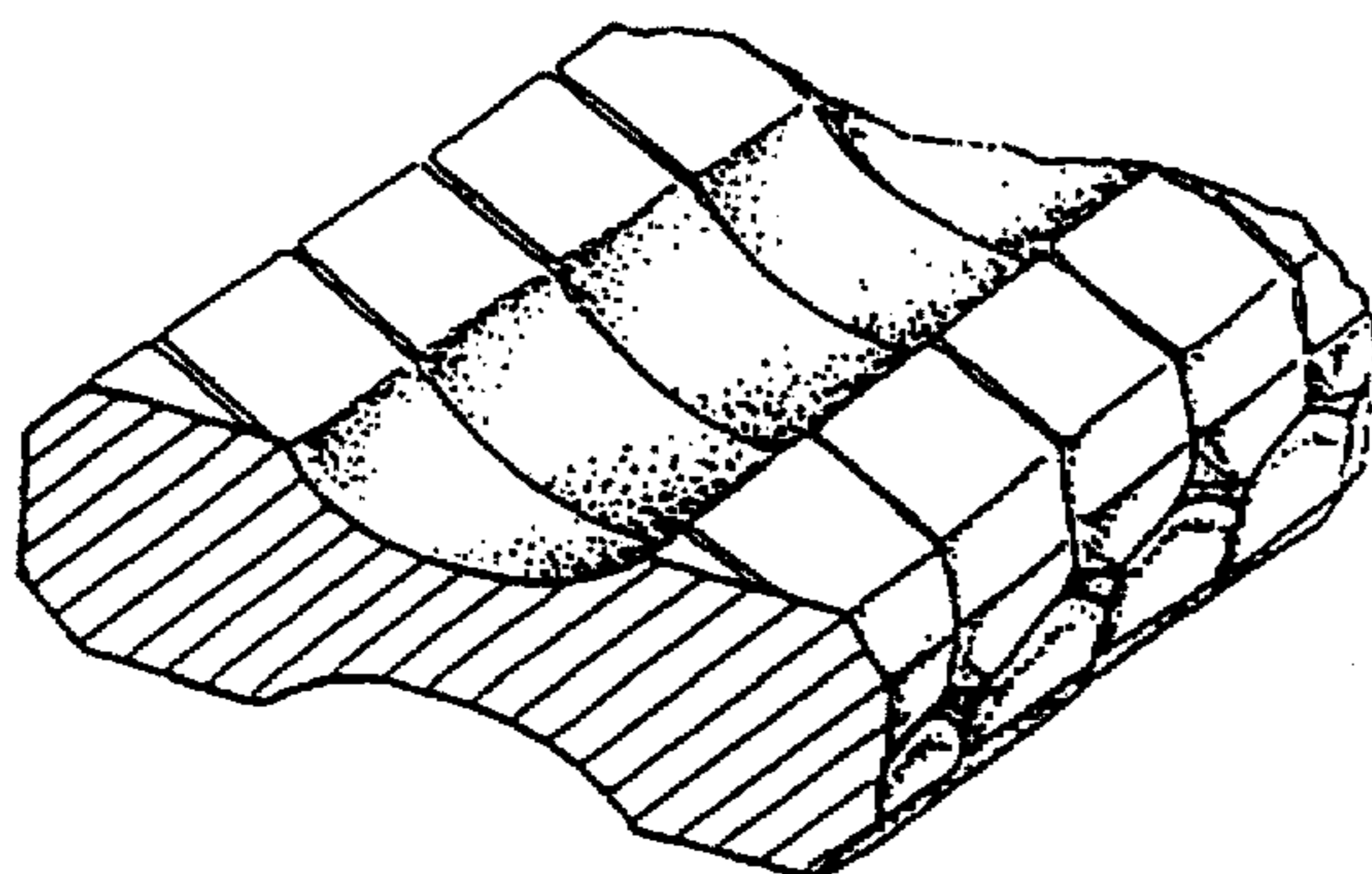
**FIG. 1**



**FIG. 2**

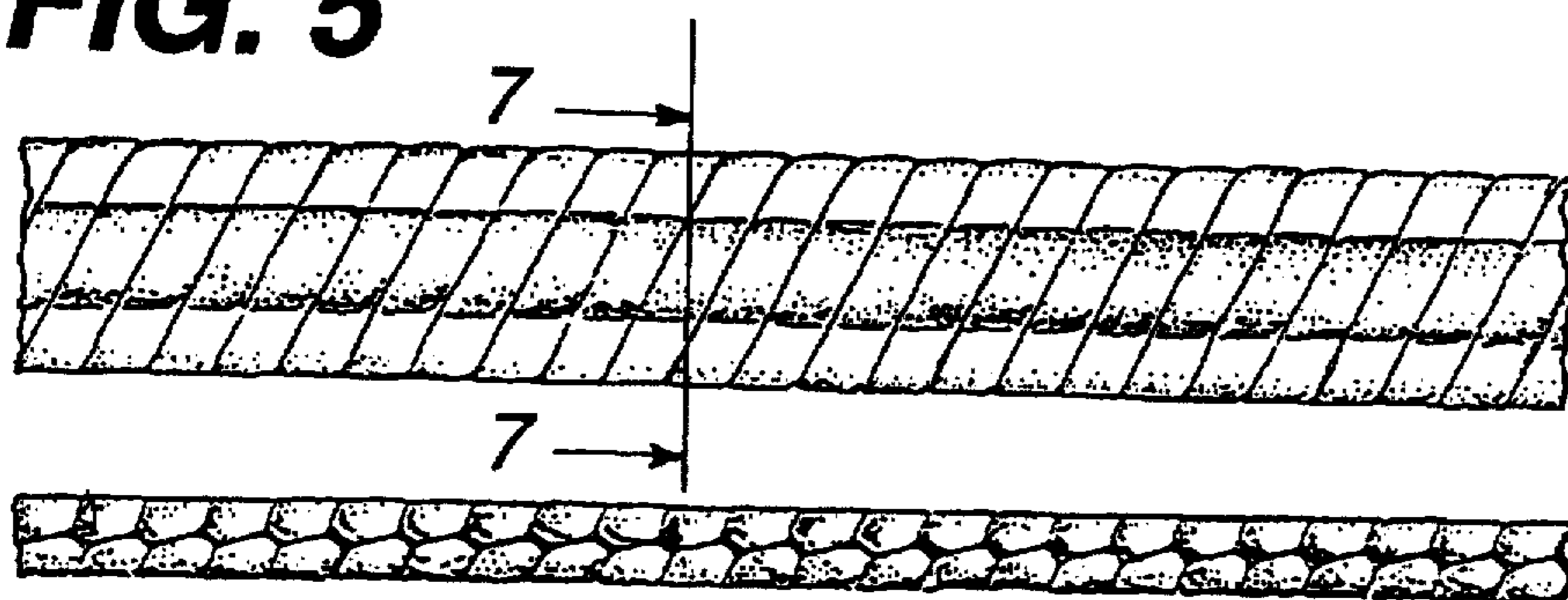


**FIG. 3**



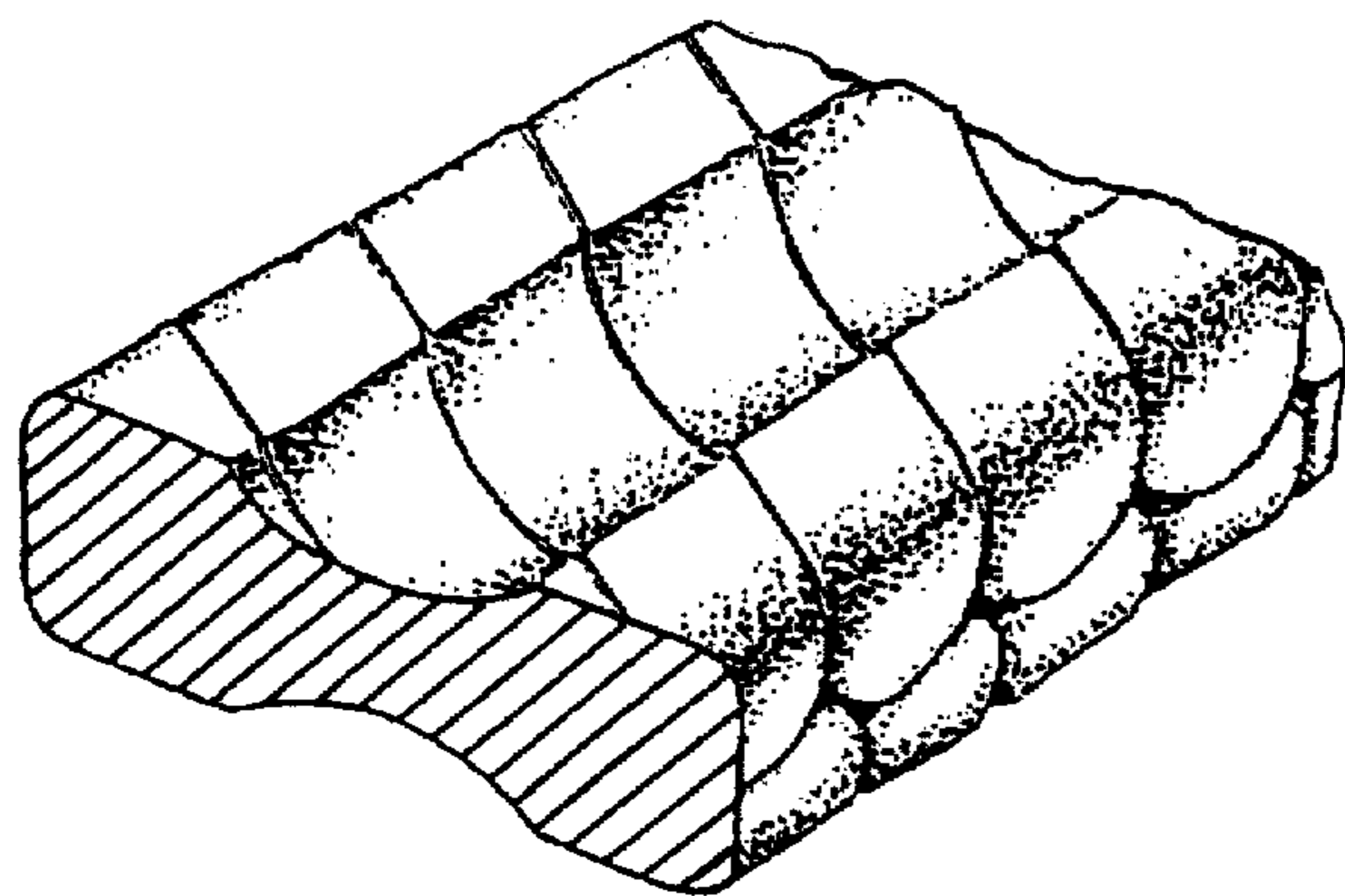
**FIG. 4**

**FIG. 5**



**FIG. 7**

**FIG. 6**



**FIG. 8**