



US00D387298S

United States Patent [19]
Hanagata

[11] **Patent Number:** **Des. 387,298**
[45] **Date of Patent:** ****Dec. 9, 1997**

[54] **WATCH BAND**

D. 339,309 9/1993 Butler D11/19
D. 365,532 12/1995 Crow et al. D11/3

[75] **Inventor:** **Shigeru Hanagata, Kodaira, Japan**

[73] **Assignee:** **Casio Computer Co., Ltd., Tokyo, Japan**

[**] **Term:** **14 Years**

Primary Examiner—Ralf Seifert
Attorney, Agent, or Firm—Frishauf, Holtz, Goodman, Langer & Chick

[21] **Appl. No.:** **62,252**

[57] **CLAIM**

The ornamental design for a watch band, as shown.

[22] **Filed:** **Nov. 12, 1996**

DESCRIPTION

[51] **LOC (6) Cl.** **11-01**

[52] **U.S. Cl.** **D11/3**

[58] **Field of Search** **D11/1-6, 19-25;**
63/1.1, 2, 3; D10/30, 31; 224/168

FIG. 1 is a front elevational view of a watch band showing my new design;
FIG. 2 is a right side elevational view thereof;
FIG. 3 is a left side elevational view thereof;
FIG. 4 is a top plan view thereof;
FIG. 5 is a bottom plan view thereof;
FIG. 6 is a rear elevational view thereof; and,
FIG. 7 is a perspective view thereof.

[56] **References Cited**

U.S. PATENT DOCUMENTS

D. 335,638 5/1993 Butler D11/19
D. 336,445 6/1993 Cowan D11/21

1 Claim, 2 Drawing Sheets

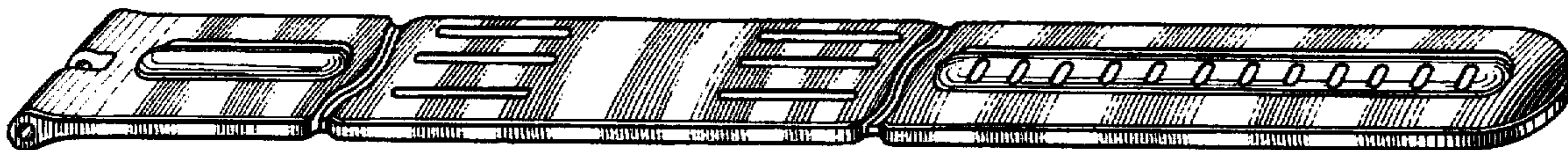




FIG. 4

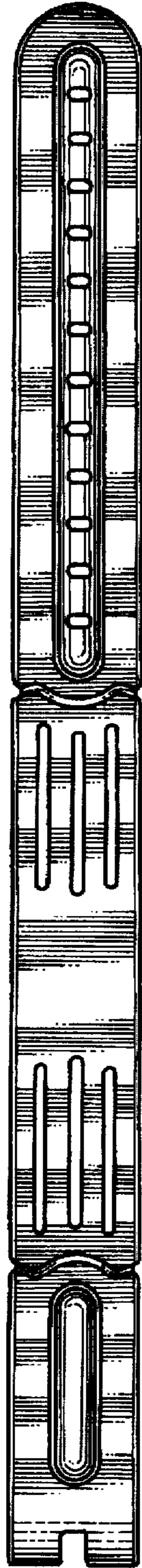


FIG. 1

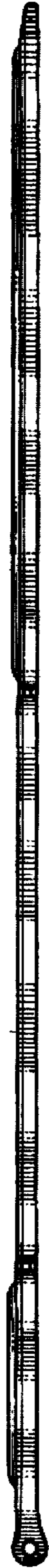


FIG. 5

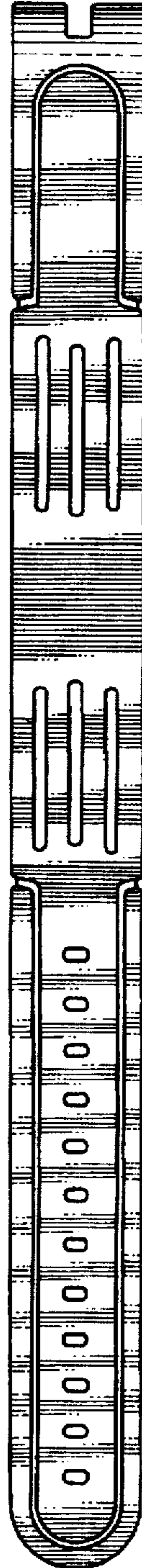


FIG. 6



FIG. 3



FIG. 2




FIG. 7