



US00D387294S

**United States Patent** [19]  
**McCormick**

[11] **Patent Number: Des. 387,294**  
[45] **Date of Patent: \*\*Dec. 9, 1997**

[54] **MARKER PEN PROBE**

5,506,876 4/1996 Homer ..... 346/143 X

[76] **Inventor: Erik J. McCormick, 1509 W. Temple St., Chandler, Ariz. 85224**

*Primary Examiner—Antoine Duval Davis*  
*Attorney, Agent, or Firm—John D. Lister*

[\*\*] **Term: 14 Years**

[57] **CLAIM**

[21] **Appl. No.: 57,018**

The ornamental design for a marker pen probe, as shown and described.

[22] **Filed: Jul. 15, 1996**

**DESCRIPTION**

[51] **LOC (6) Cl. .... 10-04**

[52] **U.S. Cl. .... D10/97**

[58] **Field of Search ..... D10/97; 346/14 R, 346/143; 377/1; 401/195**

FIG. 1 is a perspective view of the marker pen probe of the present invention with its transparent outer casing midsection;

FIG. 2 is a front side elevation of the marker pen probe of FIG. 1;

FIG. 3 is a back side elevation of the marker pen probe of FIG. 1;


FIG. 4 is a top view of the marker pen probe of FIG. 1; and, FIG. 5 is a bottom view of the marker pen probe of FIG. 1.

[56] **References Cited**

**U.S. PATENT DOCUMENTS**

- 3,064,888 11/1962 Van De Mark .
- 4,768,040 8/1988 Pipkin .
- 5,442,380 8/1995 McCormick .

**1 Claim, 1 Drawing Sheet**






FIG. 1

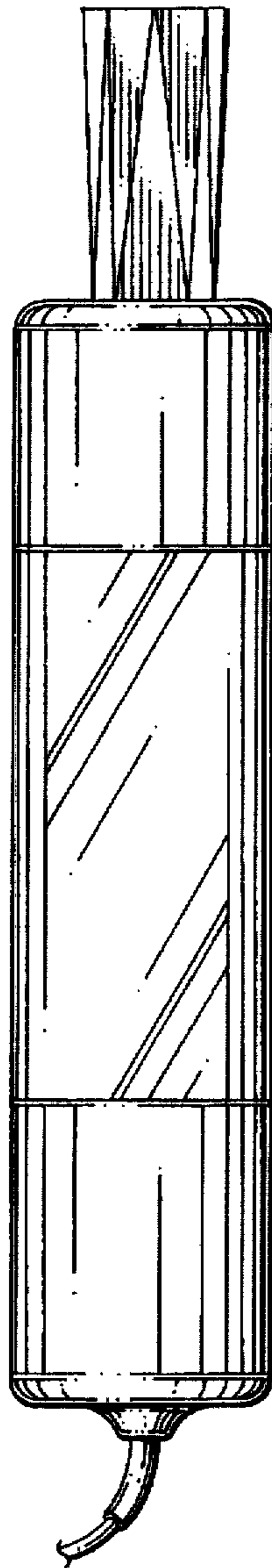


FIG. 2

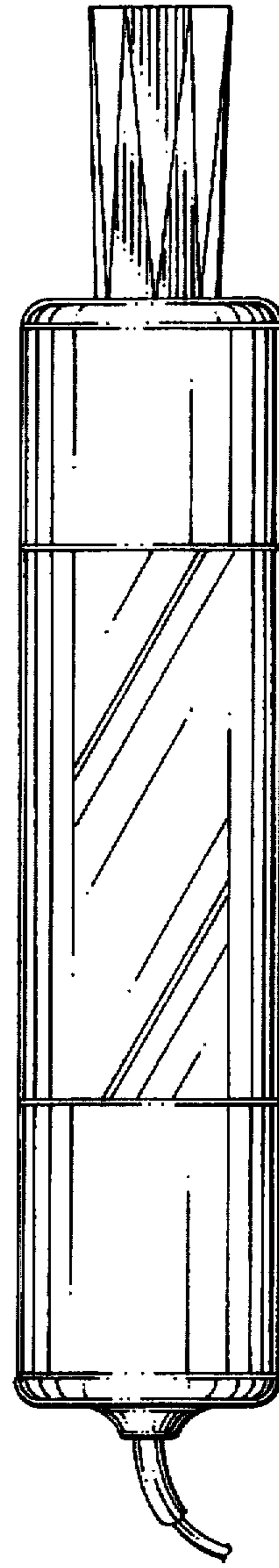


FIG. 3

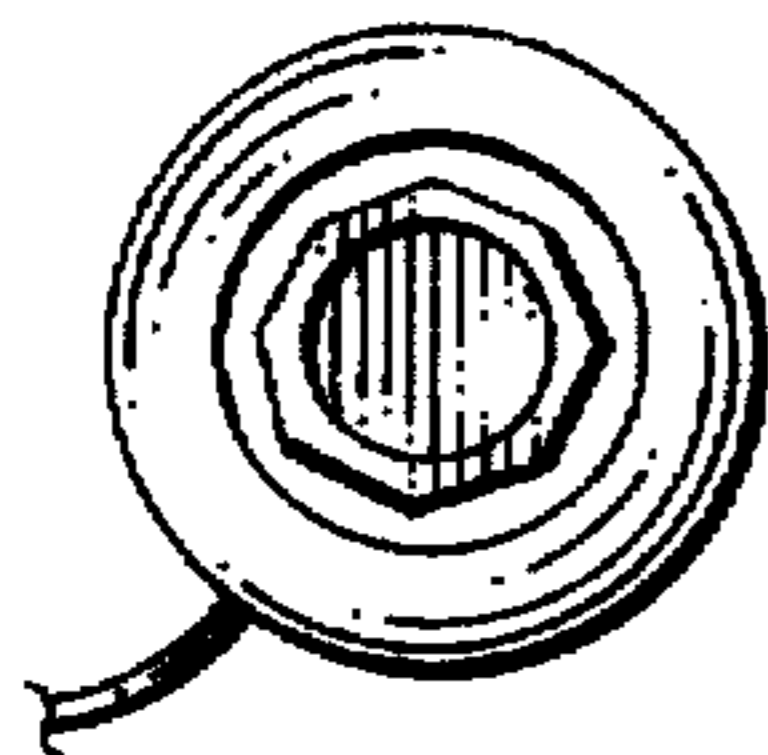


FIG. 4

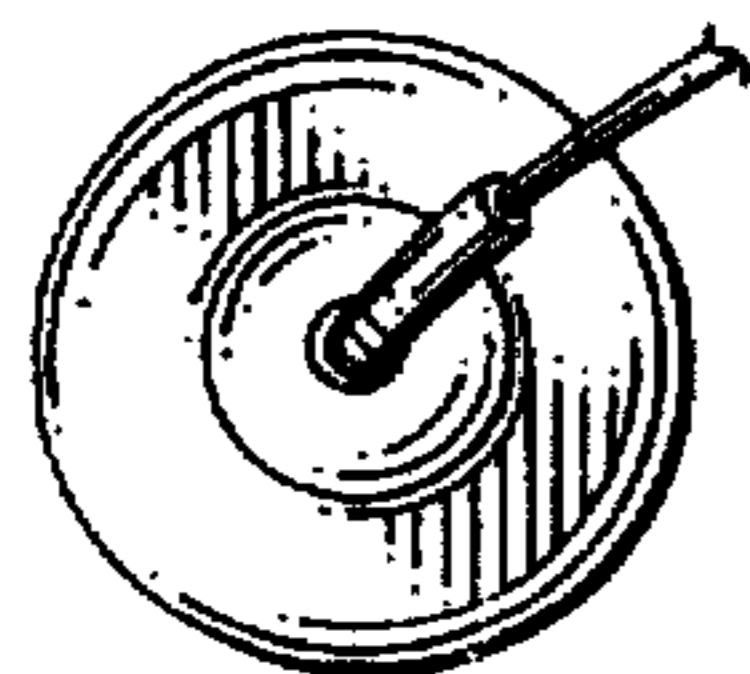


FIG. 5