

US00D387293S

United States Patent [19]
Rosenthal

[11] **Patent Number: Des. 387,293**
[45] **Date of Patent: **Dec. 9, 1997**

[54] **WATCH**

[75] **Inventor: Joel-Arthur Rosenthal, Paris, France**

[73] **Assignee: Jar's, Paris, France**

[**] **Term: 14 Years**

[21] **Appl. No.: 52,656**

[22] **Filed: Apr. 2, 1996**

[30] **Foreign Application Priority Data**

Oct. 30, 1995 [FR] France DM034517

[51] **LOC (6) CL 10-02**

[52] **U.S. Cl. D10/39; D10/126; D10/128;
D10/30**

[58] **Field of Search D10/1-40, 122-132;
368/280-282, 276-277, 285, 229, 232**

[56] **References Cited**

U.S. PATENT DOCUMENTS

- D. 170,929 11/1953 Lendrait D10/10 X
- D. 304,553 11/1989 Helsten D10/126
- D. 327,860 7/1992 Schmidlin D10/122

FOREIGN PATENT DOCUMENTS

886148 10/1943 France D10/123

OTHER PUBLICATIONS

Swiss Watch Jewelry Journal—Mar.–Apr./1959—inside rear cover—watch at left.

Hong Kong Enterprise—Mar. 1987—p. 86—watches at upper-right.

Primary Examiner—Nelson C. Holtje
Attorney, Agent, or Firm—Abelman, Frayne & Schwab

[57] **CLAIM**

The ornamental design for a watch, as shown.

DESCRIPTION

FIG. 1 is a front perspective view of the "Watch" embodying my new and ornamental design;
 FIG. 2 is a top plan view thereof;
 FIG. 3 is a right-end elevation view thereof;
 FIG. 4 is a left-end elevation view thereof;
 FIG. 5 is a front elevation view thereof;
 FIG. 6 is a rear elevation view thereof; and,
 FIG. 7 is a bottom plan view thereof.

1 Claim, 7 Drawing Sheets






FIG. 1




FIG. 2

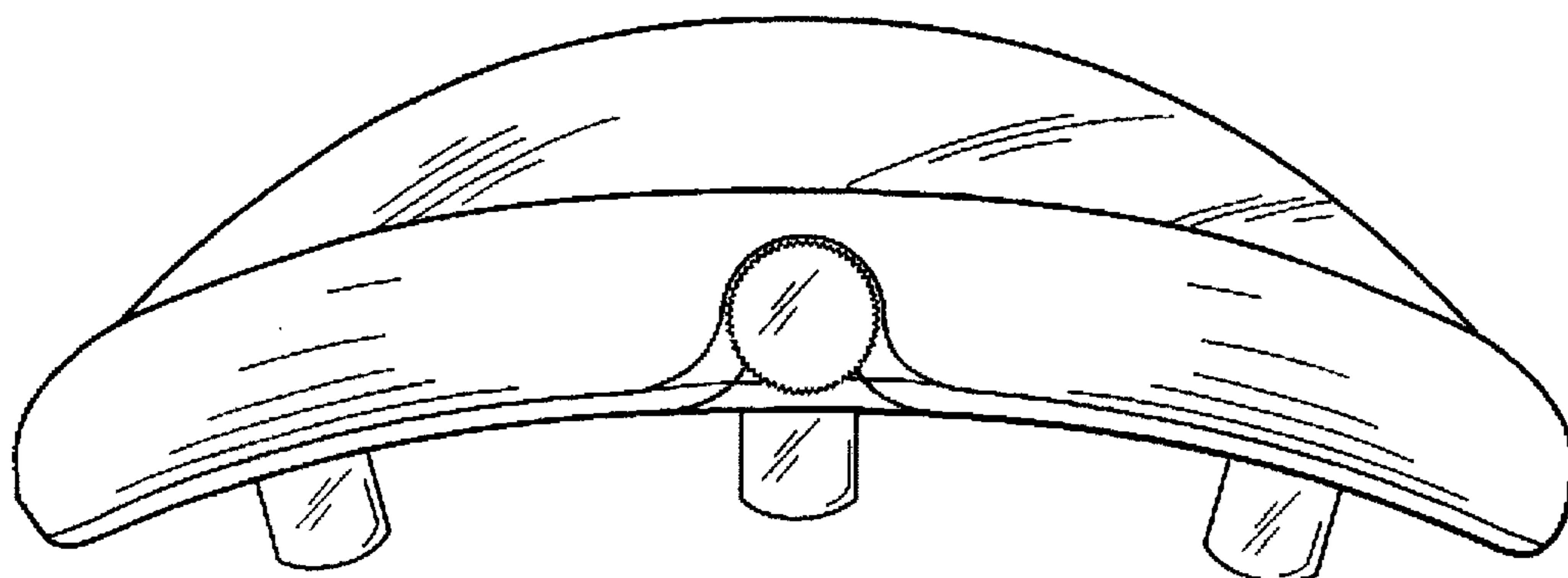


FIG. 3

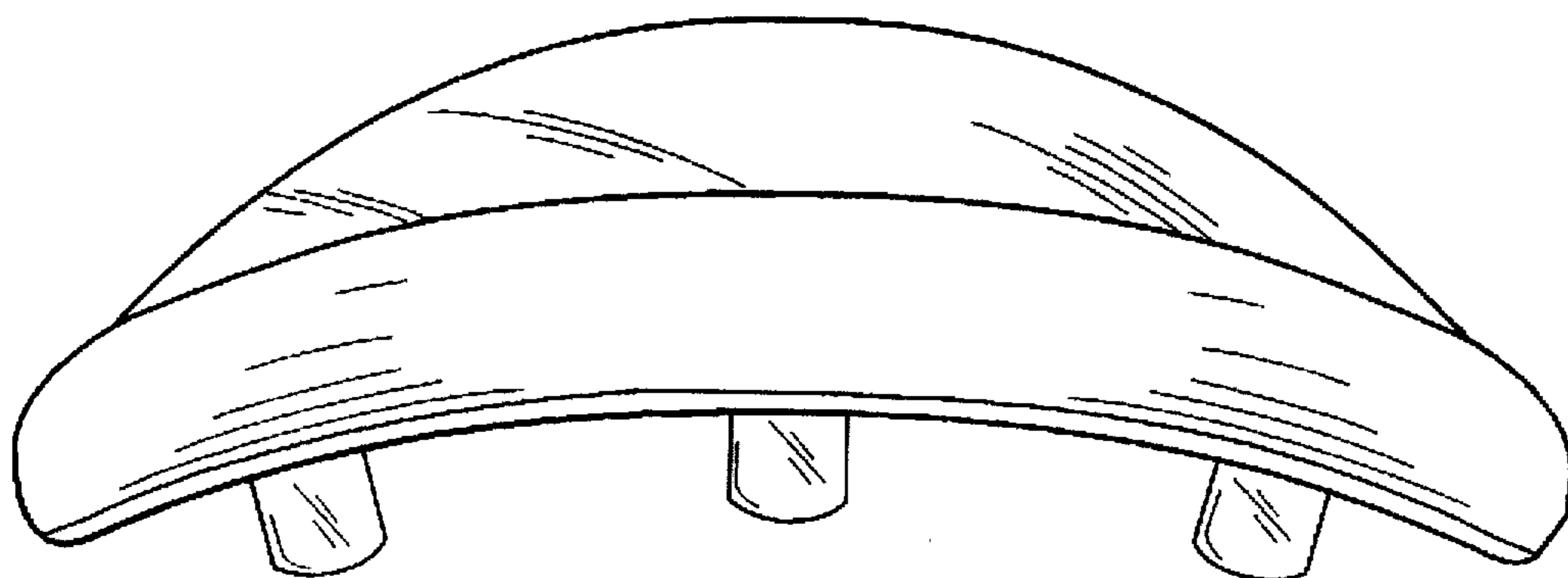


FIG. 4




FIG. 5

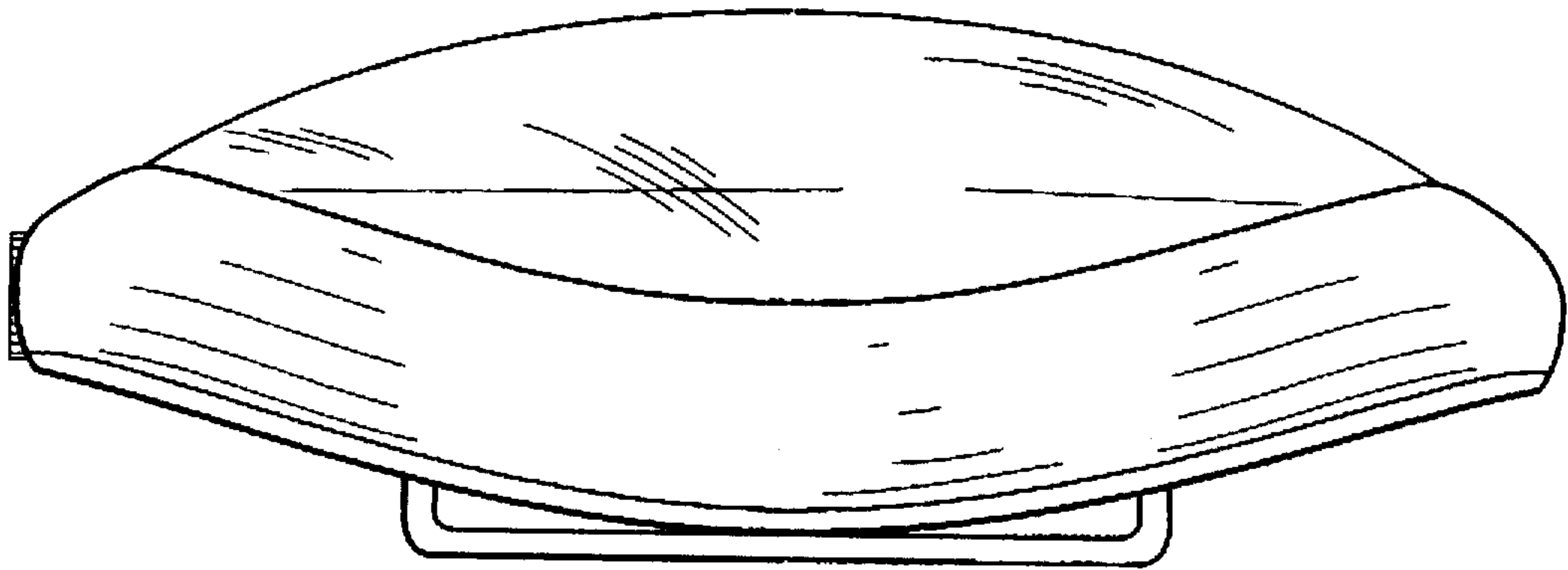


FIG. 6

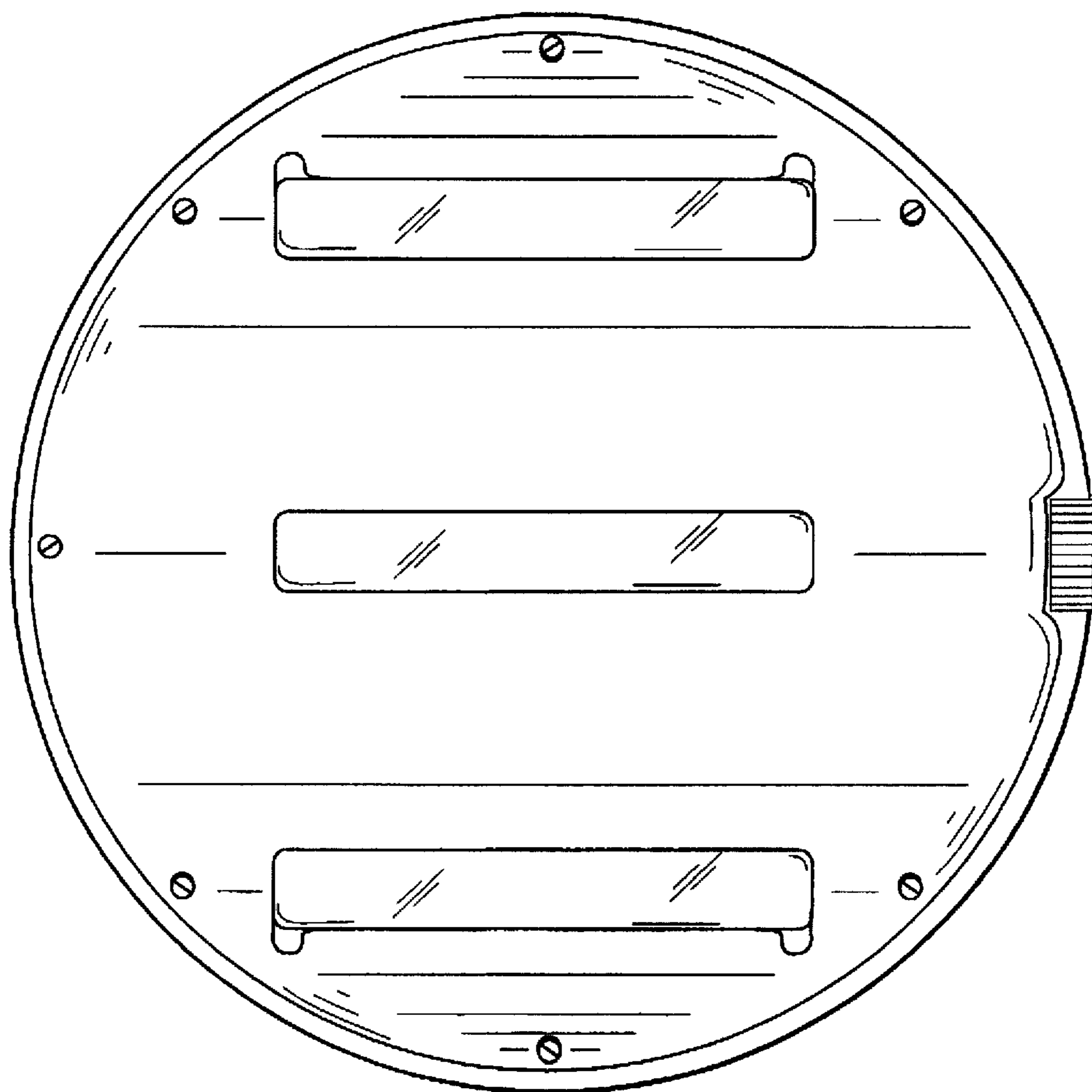


FIG. 7